



HealthPartners®

# Westfields Hospital & Clinic

---

Community Health Needs Assessment  
December 2015



CHC

Community Hospital Consulting

# Westfields Hospital & Clinic Community Health Needs Assessment Overview

Westfields Hospital & Clinic collaborated with five other hospitals in the HealthPartners system and contracted with Community Hospital Consulting to determine the greatest health needs in the communities they serve. These hospitals serve similar communities and have overlapping study areas.

The system's study area is defined as Dakota, Hennepin, Ramsey, Scott and Washington Counties in Minnesota and Polk and St. Croix Counties in Wisconsin. Westfields Hospital & Clinic's specific study area is defined as:

- St. Croix County

Data elements regarding all seven counties in the system's study area are included in this report for comparison and are also provided as an opportunity for the hospitals to work together to meet the needs identified in the overlapping counties.

Table of Contents	Page Number
Executive Summary	3
Process and Methodology	9
HealthPartners Background and Hospital Biography	13
Study Area	17
Demographic Overview	20
Health Status Overview	42
Findings from Current Research	79
HealthPartners' Previous Community Health Priorities	87
Overall Summary of Common Themes	89
Input Regarding the Hospital's Previous CHNA	91
Evaluation of Hospital's Impact	93
Prioritization	107
Resources in the Community	111
Information Gaps	194
About Community Hospital Consulting	196
Appendix	198
Questions or Comments?	288

# Executive Summary

---

A review of the CHNA process and rationales for the identified health needs



## Executive Summary

A comprehensive, six-step community health needs assessment (“CHNA”) was conducted for HealthPartners and its hospitals (Regions Hospital, Lakeview Hospital, Hudson Hospital & Clinic, Westfields Hospital & Clinic, Amery Hospital & Clinic, and Park Nicollet Methodist Hospital) by Community Hospital Consulting. This individual CHNA report utilizes relevant health data and stakeholder input to identify significant community health needs in St. Croix County, the defined study area for Westfields Hospital & Clinic. Data from the study areas of the other hospitals (Dakota, Hennepin, Ramsey, Scott and Washington Counties in Minnesota and Polk County in Wisconsin) are included in some sections for comparison purposes.

The CHNA Team, consisting of leadership from HealthPartners and its hospitals, met with staff from Community Hospital Consulting on August 24, 2015 to review the research findings and prioritize the community health needs. Four significant community health needs were identified by assessing the prevalence of the issues identified from the health data findings combined with the frequency and severity of mentions in community input.

The CHNA Team participated in a roundtable discussion to rank the community health needs based on three characteristics: size and prevalence of the issue, effectiveness of interventions and the hospital’s capacity to address the need. Once this prioritization process was complete, the health system and hospital leadership discussed the results and decided to address all of the prioritized needs in various capacities through hospital specific implementation plans.

HealthPartners and hospital leadership developed the following principle to guide this work: **Through collaboration, engagement and partnership with our communities we will address the following priorities with a specific focus on health equity in special populations.**

The final list of prioritized needs, in descending order, is listed below:

- 1. Mental and Behavioral Health**
- 2. Access and Affordability**
- 3. Chronic Disease and Illness Prevention**
- 4. Equitable Care**



## Priority #1: Mental and Behavioral Health

- Data indicates that St. Croix County has nearly double the number of residents to mental health providers as compared to Wisconsin.
  - St. Croix County – 1,011:1
  - Wisconsin – 632:1
- The *Healthiest Wisconsin 2020: Everyone Living Better, Longer* Health Focus Areas include mental health and unhealthy alcohol and drug use.
- As a part of the St. Croix County Community Health Needs Assessment and Improvement Plan 2014-2016, the Community Health Needs Assessment (CHNA) Survey identified alcohol and other substance use and addictions as a top health priority. Additional findings from this study indicate that 12.6% of students have considered attempting suicide in the last six months, 43.2% of high school students agreed that harassment and bullying is a problem at their school and excessive alcohol consumption is one of Wisconsin's largest public health issues.
- In 2012, 36 people in St. Croix County were injured in alcohol-related motor vehicle crashes.
- In 2011, 28% of St. Croix County residents responding to the survey participated in binge drinking in the last 30 days before the survey, as compared to 23% of Wisconsin.
- In St. Croix, 29% of high school students reported having consumed alcohol during the last 30 days. In addition, 16.2% of St. Croix high school students reported binge drinking during the past 30 days before the survey.
- According to the St. Croix County Community Health Needs Assessment and Improvement Plan 2014-2016, the Youth Risk Behavior Surveillance System Survey indicates that 21.3% of high school students reported having tried marijuana.

## Priority #2: Access and Affordability

- St. Croix County's median household income is \$69,641, as compared to \$51,474 in Wisconsin (2013). Approximately 7% of children in St. Croix County are living in poverty, as compared to 18.4% in Wisconsin (2013).
- St. Croix County's unemployment rate is 4.5%, as compared to 5.5% in Wisconsin (2014).
- 10.6% of residents under age 65 in Wisconsin do not have health insurance (2013). This compares to 7% in St. Croix County.
- The *Healthiest Wisconsin 2020: Everyone Living Better, Longer* Infrastructure Focus Areas include: access to quality health services; collaborative partnerships for community health improvement; equitable, adequate, stable public health funding; public health capacity and quality; and systems to manage and share health information and knowledge.



## **Priority #2: Access and Affordability Continued**

- As a part of the St. Croix County Community Health Needs Assessment and Improvement Plan 2014-2016, the Community Health Needs Assessment (CHNA) Survey identified access to primary and preventive services as a top health priority.
- Parents who participated in the Family Community Survey, as a part of the PowerUp initiative, indicated that coupons/price discounts would help PowerUp their families.

## **Priority #3: Chronic Disease and Illness Prevention**

- Cancer and heart disease are the first and second leading causes of death in St. Croix County, as well as Wisconsin (2009-2013). St. Croix County has increasing diabetes, cirrhosis, and chronic lower respiratory disease mortality rates.
- Obesity and diabetes are also concerns in St. Croix County and across the state. More than 25% percent of residents in St. Croix County and Wisconsin are obese (2012). St. Croix has the highest rate of obesity compared to other counties in the study area, but is lower than Wisconsin's rate. St. Croix County also has a higher rate of diabetes mortality compared to other counties in the study area, as well as Wisconsin.
- The *Healthiest Wisconsin 2020: Everyone Living Better, Longer* Health Focus Areas also include: chronic disease prevention and management; communicable disease prevention and control; physical activity; healthy growth and development; adequate, appropriate, and safe food and nutrition; and tobacco use and exposure.
- St. Croix County identified healthy foods and physical activity as two of its top three health priorities in the St. Croix County Community Health Needs Assessment and Improvement Plan 2014-2016. Community input findings also indicate that increased access to active living, access to healthy food options and promotion of healthy eating are needs in the community. Finally, 82% of respondents in the Transform Wisconsin Public Opinion Poll indicated that childhood obesity is a serious problem in Wisconsin.
- In St. Croix, 79.6% of residents reported consuming insufficient fruit and vegetable intake in 2012, as compared to the Wisconsin average of 77.2%.
- Parents who participated in the Family Community Survey, as a part of the PowerUp initiative, indicated that physical activity during the school day, access to free/low cost places to be physically active, physical education in schools, and better food and beverage options at community events would help PowerUp their families.
- According to the St. Croix County Community Health Needs Assessment and Improvement Plan 2014-2016, the Youth Risk Behavior Surveillance System Survey indicates that 25.6% of students reported watching television 3 or more hours per day on an average school day.



### **Priority #3: Chronic Disease and Illness Prevention Continued**

- Chlamydia rates in both St. Croix County and Wisconsin are increasing. According to the St. Croix County Community Health Needs Assessment and Improvement Plan 2014-2016, the Youth Risk Behavior Surveillance System Survey indicates that over one-third (36.1%) of students reported ever having sexual intercourse.
- Between 2009 – 2013, the percent of 24 month old children who were immunized increased in Wisconsin and the United States.
- St. Croix County has had a decreasing percentage of mothers who received prenatal care in the first trimester since 2010.
- Tobacco use and exposure is identified as an area of concern in the St. Croix County Community Health Needs Assessment and Improvement Plan 2014-2016 Community Health Needs Assessment Survey.
- In 2010, 21% of St. Croix County adult residents reported that they currently smoke, as compared to 21% of Wisconsin adult residents.
- According to the St. Croix County Community Health Needs Assessment and Improvement Plan 2014-2016, the Youth Risk Behavior Surveillance System Survey indicates that 29.9% of students have tried cigarette smoking.

### **Priority #4: Equitable Care**

- There are approximately 86,759 residents in St. Croix County (2014). St. Croix County had a higher overall population percent growth than Wisconsin (2010-2014).
- The 65 and older population experienced the greatest percentage increase of all age groups in St. Croix County and in Wisconsin (2010-2014). St. Croix County's median age is also increasing.
- The Black or African American population in St. Croix County increased between 2010 and 2014.
- Data indicates that there is inequity among diverse populations. For example, there are significant disparities in high school completion rates across Wisconsin (2013-2014).
  - Wisconsin:
    - American Indian/Alaska Native: 79.1%
    - Black: 65.9%
    - Hispanic: 79.1%
    - White: 93.3%
- Overall, 17.2% of children in St. Croix County are food insecure (2013) and 11% of seniors in Wisconsin are threatened by hunger (2013).





#### **Priority #4: Equitable Care Continued**

- According to the St. Croix County Community Health Needs Assessment and Improvement Plan 2014-2016, homelessness, domestic violence, and lack of public transportation are issues facing families in St. Croix County.
- The *Healthiest Wisconsin 2020: Everyone Living Better, Longer* Infrastructure Focus Areas include: diverse, sufficient, competent workforce that promotes and protects health; health literacy and education; and equitable, adequate, stable public health funding.



# Process and Methodology

---

A detailed description of the process used to conduct this CHNA, the collaboration between hospital staff and Community Hospital Consulting, and the methods of data collection and analysis



## Process and Methodology

### Background and Objectives

This CHNA is designed in accordance with CHNA requirements identified in the Patient Protection and Affordable Care Act and further addressed in the Internal Revenue Service final regulations released in December 29, 2014. The objectives of the CHNA are to:

- Meet federal government and regulatory requirements
- Research and report on the demographics and health status of the study area, including a review of state and local data
- Gather input, data and opinions from persons who represent the broad interest of the community
- Analyze the quantitative and qualitative data gathered and communicate results via a final comprehensive report on the needs of the communities served by HealthPartners and its respective hospitals: Regions Hospital, Lakeview Hospital, Hudson Hospital & Clinic, Westfields Hospital & Clinic, Amery Hospital & Clinic, and Park Nicollet Methodist Hospital
- Prioritize the needs of the community served by HealthPartners and its respective hospitals
- Create individual implementation plans that address the prioritized needs for each hospital facility

Regions Hospital, Lakeview Hospital, and Park Nicollet Methodist Hospital engaged the resources of Community Hospital Consulting to conduct a comprehensive six-step Community Health Needs Assessment of their communities, including Dakota, Hennepin, Ramsey, Scott, and Washington Counties in Minnesota and St. Croix County in Wisconsin. The community health needs assessment utilized relevant health data and stakeholder input through community conversations to identify the main community health priorities that HealthPartners and its respective hospitals should seek to address.

Amery Hospital & Clinic, Hudson Hospital & Clinic, and Westfields Hospital & Clinic required assistance in the creation of their hospital specific implementation plans and incorporating their recently conducted county health needs assessments, which the hospitals conducted in collaboration with other organizations. Health data from these assessments, combined with a demographic analysis and a community conversation conducted by Amery Hospital & Clinic were used to formulate the final CHNA and identify priorities that HealthPartners and its respective hospitals should seek to address.



## Process and Methodology Continued

### Scope of CHNA Report

The CHNA components include:

- A description of the process and methods used to conduct this CHNA, including a summary of data sources used in this report
- A biography of HealthPartners and its hospitals
- A description of each hospital's defined study area
- Definition and analysis of the communities served, including both a demographic and a health data analysis
- A review and summary of health needs identified in current research
- Findings from community conversations and recently conducted studies that collected community input from people who represent a broad interest in the communities, including:
  - State, local, tribal or regional governmental public health department (or equivalent department or agency) with knowledge, information or expertise relevant to the health needs of the community;
  - Members of a medically underserved, low-income or minority populations in the community, or individuals or organizations serving or representing the interests of such populations
- The prioritized community needs and separate implementation plans, which intend to address the community needs identified
- An evaluation of the hospital's previous impact
- A list of available health resources in the community
- A list of information gaps that impact the hospital's ability to assess the health needs of the community served

### Methodology

HealthPartners and its hospitals provided Community Hospital Consulting with essential data and resources necessary to initiate and complete the process, including the definition of the hospital's study area and necessary findings from community conversations and recently conducted community health assessments. Community Hospital Consulting conducted the following research:

- A demographic analysis of the study area, utilizing demographic data from the American Community Survey and other sources
- A study of the most recent health data available
- Facilitated the prioritization process during the CHNA Team meeting on August 24, 2015. The CHNA Team included: Kelly Appeldorn (Community Health Coordinator, Community Relations), Marna Canterbury (Director of Community Health, Lakeview Health Foundation), Christa Getchell (President Park Nicollet Foundation, VP, Park Nicollet Health Services), Libby Lincoln (Program Officer, Park Nicollet Foundation), DeDee Varner (Community Relations Manager), Pakou Xiong (Community Relations Specialist), Patty Willeman (Coordinator- Quality, Wellness, Corporate Health Consultant), and Donna Zimmerman (Sr. Vice President, Government & Community Relations).

## Process and Methodology Continued

The methodology for each component of this study is summarized below.

- Hospital Biographies: Background information about HealthPartners and its hospitals, including the mission and vision, was provided by the hospital or taken from its website.
- Study Area Definition: The study area for each hospital is based on inpatient discharge data and discussions with hospital staff.
- Demographics of the Study Area: Population demographics include population by race, ethnicity, age, unemployment and economic statistics. Demographic data sources include, but are not limited to, the American Community Survey, the Kids Count Data Center, the U.S. Census Bureau and the United States Bureau of Labor Statistics.
- Health Data Collection Process: A variety of sources, which are all listed in the references section of this report, were utilized in the health data collection process. Health data sources include, but are not limited to, the Minnesota Department of Health, Metro Adult Health Survey, the Robert Wood Johnson Foundation and the University of Wisconsin Population Health Institute, the Behavioral Risk Factor Surveillance System, the Minnesota Student Survey, and the WISH Query.
- Review of Current Research: HealthPartners provided Community Hospital Consulting with various studies that have been conducted for each county in the system's study area. Community Hospital Consulting summarized the findings of each study and created an overall matrix of community health needs across all seven counties.
- Community Input: HealthPartners and its hospitals participated extensively in community conversations, collaborative initiatives with local public health departments that included surveys and interviews with required groups. A summary of those efforts is included in this report.
- Prioritization Strategy: Four significant needs were determined by assessing the prevalence of the issues identified in the health data findings, combined with the frequency and severity of mentions in the community input. Three factors were used to rank those needs during the CHNA Team meeting on August 24, 2015.
- Evaluation of Hospital's Impact: IRS Final Regulations require a hospital facility to conduct an evaluation of the impact of any actions that were taken since the hospital facility finished conducting its immediately preceding CHNA. Each hospital has tracked the progress made on previously listed activities and a summary of impact is provided in each facility-specific report.
- Available Community Resources: In addition to the services provided by HealthPartners and its hospitals, other charity care services and health resources available in the community were provided by each hospital. Community Hospital Consulting compiled the lists and included them in each hospital's report.



# HealthPartners Background and Hospital Biography

---

A brief description of HealthPartners and the  
hospital



# About HealthPartners

HealthPartners is an award-winning integrated health care system based in Bloomington, MN, with a team of 22,500 people dedicated to a mission to improve the health of members, patients and the community.

## HealthPartners Organization at a Glance

- Founded in 1957 as a cooperative
- Integrated health care organization providing health care services and health plan financing and administration
- Largest consumer governed nonprofit health care organization in the nation
- Serves more than 1.5 million medical and dental health plan members nationwide
- Includes a multispecialty group practice of more than 1,700 physicians
- More than 22,500 people working to deliver the HealthPartners mission

## Care Group

- Cares for more than one million patients
- Multispecialty group practice of more than 1,700 physicians
- More than 50 primary care clinics, 750 primary care physicians
- 22 urgent care locations
- Multi-payer
- Primary care and 55 medical and surgical specialties

## HealthPartners Health Plan

- Nonprofit, consumer governed health plan
- 1.5 million medical and dental plan members
- Regional network of more than 148,000 doctors and other care providers in Minnesota, western Wisconsin, South Dakota and North Dakota
- HealthPartners and Cigna's combined national network offers nearly 950,000 doctors and other care providers, plus 6,000 hospitals in the United States
- Ranked among the top 30 plans in the nation according to NCQA's Private Health Insurance Plan Rankings 2013-14

## Hospitals

- Methodist Hospital, St. Louis Park, MN
- Regions Hospital, Saint Paul, MN
- Lakeview Hospital, Stillwater, MN
- Hudson Hospital & Clinics, Hudson, WI
- Westfields Hospital & Clinic, New Richmond, WI
- Amery Hospital & Clinic, Amery, WI
- St. Francis Regional Medical Center, Shakopee, MN (one-third ownership)



# Mission, Vision, Values

- **Mission:** To improve health and well-being in partnership with our members, patients and community.
- **Vision:** Health as it could be, affordability as it must be, through relationships built on trust.
- **Values:** Excellence, Compassion, Partnership, Integrity





# About Westfields Hospital & Clinic

- Opened in 1950, joined HealthPartners in 2005
- 25 bed critical access hospital in New Richmond, WI
- 1,100 annual inpatient admissions in 2012
- About 40 medical staff (many more credentialed and active)
- More than 15 medical specialists provide care close to home at the Westfields Specialty Clinic
- In 2013, Westfields Hospital & Clinic expanded to offer primary care when the New Richmond Clinic joined HealthPartners organization
- Westfields Community Pharmacy opened in July 2013
- Westfields Hospital & Clinic is also home to the Cancer Center of Western Wisconsin



# Study Area

---

The hospital's defined study area, as well as a snapshot of the counties served by other hospitals in the HealthPartners system



# HealthPartners Study Area



Dakota, Hennepin, Ramsey, Scott, Washington (MN), Polk and St. Croix Counties (WI)

\*The "H" indicates hospital locations



County	State	Dakota County	Henn. County	Ramsey County	Scott County	Wash. County	Polk County	St. Croix County
Lakeview Hospital	MN			x		x		x
Park Nicollet Methodist Hospital	MN	x	x		x			
Regions Hospital	MN	x		x		x		
Amery Hospital & Clinic	WI						x	
Hudson Hospital & Clinic	WI							x
Westfields Hospital & Clinic	WI							x

Source: Hospital inpatient discharge data by DRG; Normal Newborns MS-DRG 795 excluded; CY 2014

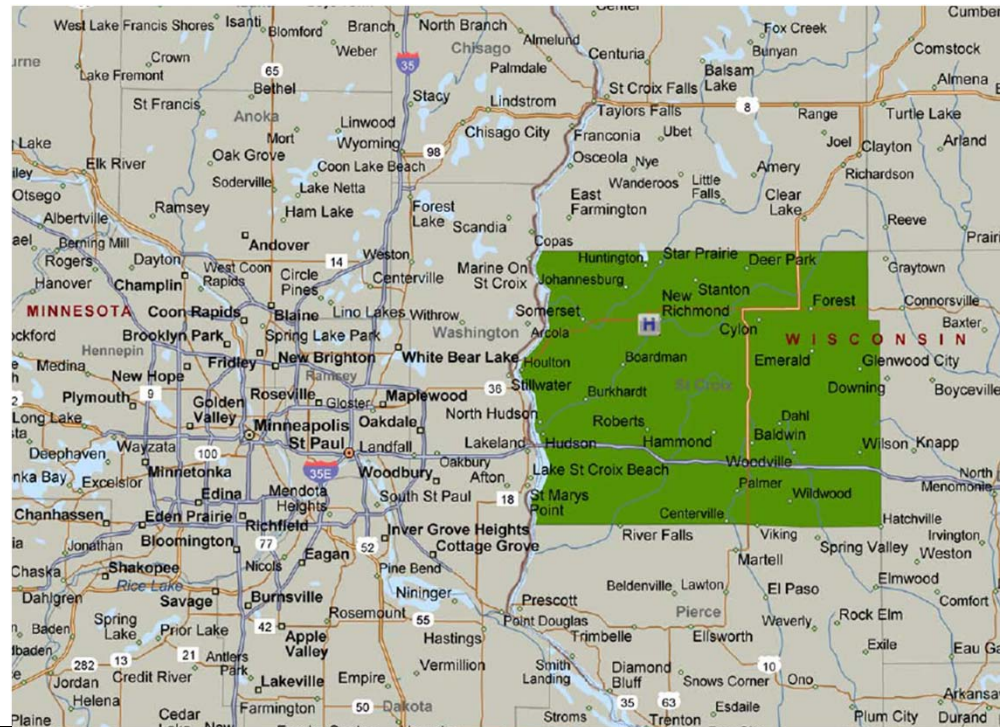


# Westfields Hospital & Clinic Study Area



St. Croix County makes up 83.9% of inpatient discharges

\*The "H" indicates the hospital



Westfields Hospital & Clinic Patient Origin by County CY 2014

County	State	CY 2014 Discharges	% of Total	Cumulative % of Total
St. Croix	WI	798	83.9%	83.9%
Other		153	16.1%	100.0%
<b>Total</b>		<b>951</b>	<b>100.0%</b>	

Source: Hospital inpatient discharge data by DRG; Normal Newborns MS-DRG 795 excluded



# Demographic Overview

---

A demographic analysis of the community served by the hospitals within the HealthPartners system



# Demographics Summary

## Overall Population

- **Overall Population**
  - According to annual estimates, there are approximately 5.46 million residents in Minnesota and approximately 5.76 million residents in Wisconsin.
  - Hennepin County is the most populated, while Polk County is the least populated.
- **Overall Population Change**
  - Scott County experienced the greatest overall percentage growth (7.0%) from 2010-2014, while Polk County experienced a percentage decrease (-1.6%).
- **Population by Race / Ethnicity**
  - The majority of residents in each county are White.
  - Ramsey and Hennepin Counties are the most racially diverse counties in the study area.
    - There are between approximately 12% - 13% Black or African American residents in both counties.
    - There are approximately 14% Asian residents in Ramsey County.
  - Overall, the White population experienced the least growth, or in some cases a decline, between 2010 and 2014.
- **Population by Age**
  - Ramsey County has the youngest median age, 34.6, while Polk County has the oldest median age, 44.7, out of the 7 counties served by HealthPartners' hospitals.
  - The 65 and older population experienced the most growth between 2010 and 2014.



# Demographics Summary

## Economic and Social Factors

- **Income Disparities**
  - There are significant income disparities between counties. Scott County has the highest median household income, \$85,481, while Polk County has the lowest, \$49,138.
  - Poverty, particularly childhood poverty, may be a concern in Ramsey County.
- **Food Insecurity**
  - Polk and Ramsey Counties have higher rates of child food insecurity than their respective states.
  - According to Second Harvest Heartland and Feeding America, 1 in 9 individuals in Minnesota and 1 in 8 individuals in Wisconsin are affected by hunger.
  - Ramsey County's overall food insecurity rate is higher than both Minnesota and Wisconsin rates.
  - The percentage of seniors who are threatened by hunger has generally increased for both Minnesota and Wisconsin.
  - Between 2009 – 2013, overall, the percentage of the population in both Hennepin and Ramsey counties that are food insecure has increased.
- **Educational Attainment**
  - Hennepin and Ramsey Counties have lower graduation rates than Minnesota.
  - There are disparities in graduation rates in Minnesota and high school completion rates in Wisconsin across racial/ethnic groups.

Source: U.S. Census Bureau, Small Area Income and Poverty Estimates (SAIPE) Program, [www.census.gov/did/www/saipe/data/statecounty/data/2013.html](http://www.census.gov/did/www/saipe/data/statecounty/data/2013.html); data accessed August 29, 2015

Source: Feeding America, Map the Meal Gap: 2015, Child Food Insecurity by County; <http://map.feedingamerica.org/county/2013/child>; data accessed May 21, 2015

Source: Minnesota Department of Education, Data Reports and Analytics, [w20.education.state.mn.us/MDEAnalytics/Data.jsp](http://w20.education.state.mn.us/MDEAnalytics/Data.jsp); data accessed June 1, 2015

Source: Wisconsin Department of Public Instruction, Wisconsin Information System for Education, Data Dashboard, [wisedash.dpi.wi.gov/Dashboard/portalHome.jsp](http://wisedash.dpi.wi.gov/Dashboard/portalHome.jsp); data accessed June 9, 2015

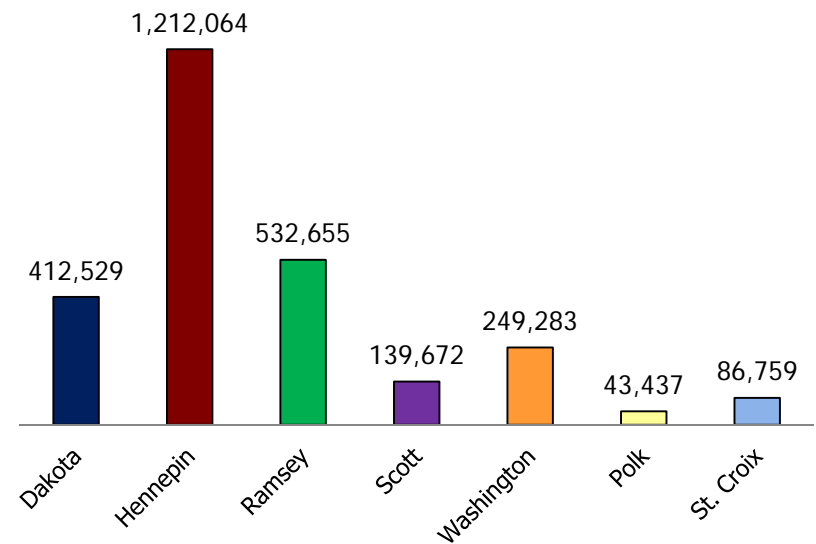
Food insecurity refers to USDA's measure of lack of access, at times, to enough food for an active, healthy life for all household members and limited or uncertain availability of nutritionally adequate foods. Food insecure children are those children living in households experiencing food insecurity.



# Overall Population (2014)

- According to annual estimates, there are approximately 5.46 million residents in Minnesota and approximately 5.76 million residents in Wisconsin.
- A total of 2,591,567 people live within the 3,644.06 square mile 7 county area defined for this assessment.
- The population density for these specific 7 counties is estimated at 711.18 persons per square mile, which is higher than the national average of 88.23 persons per square mile.
- Hennepin County has approximately 1.2 million residents, making it the most populated county of the 7 counties served by HealthPartners' hospitals.
- Polk County has approximately 43,400 residents, making it the least populated county of the 7 counties served by HealthPartners' hospitals.

**Total Population**  
Annual Estimates 2014



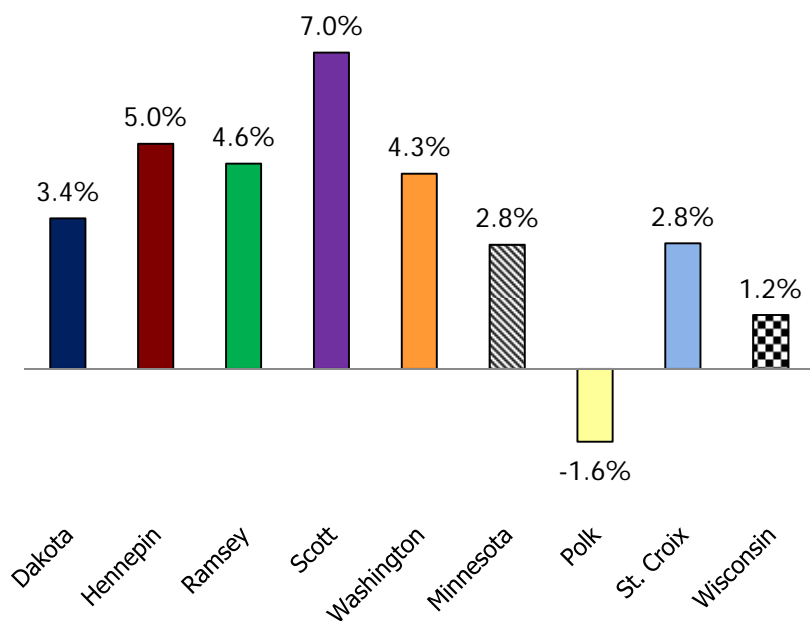
Source: U.S. Census Bureau, 2009-2013 5-Year American Community Survey; factfinder.census.gov; data accessed May 15, 2015

Source: Community Commons, HealthPartners Health Indicators Report, <http://assessment.communitycommons.org/CHNA/report>; data accessed August 28, 2015



# Overall Population Change (2010-2014)

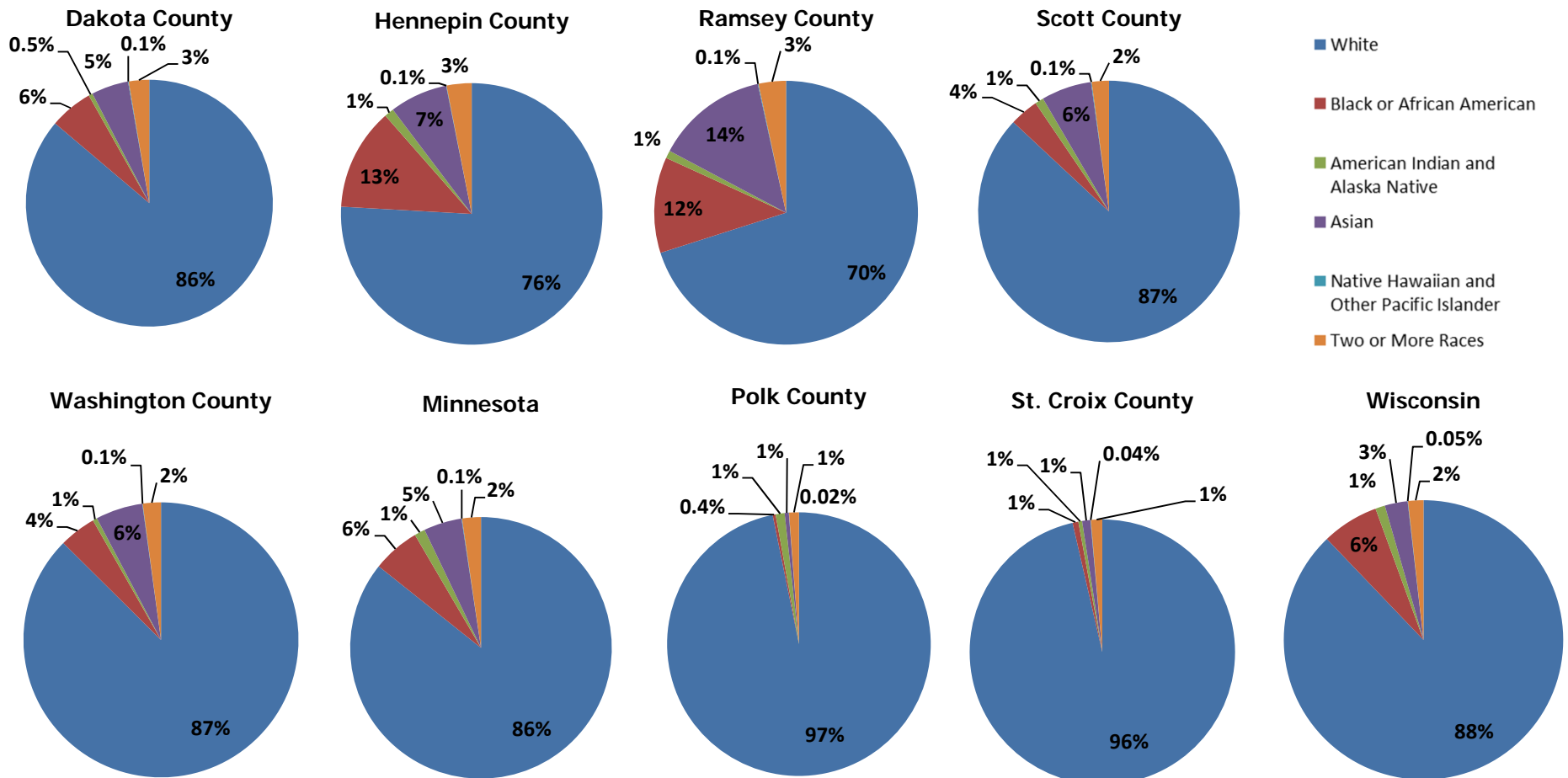
**Population Change**  
2010 - 2014



Location	2010	2014	2010-2014 Change	2010-2014 % Change
Dakota	399,146	412,529	13,383	3.4%
Hennepin	1,154,184	1,212,064	57,880	5.0%
Ramsey	509,372	532,655	23,283	4.6%
Scott	130,480	139,672	9,192	7.0%
Washington	238,897	249,283	10,386	4.3%
<b>Minnesota</b>	<b>5,310,418</b>	<b>5,457,173</b>	<b>146,755</b>	<b>2.8%</b>
Polk	44,154	43,437	-717	-1.6%
St. Croix	84,398	86,759	2,361	2.8%
<b>Wisconsin</b>	<b>5,689,268</b>	<b>5,757,564</b>	<b>68,296</b>	<b>1.2%</b>



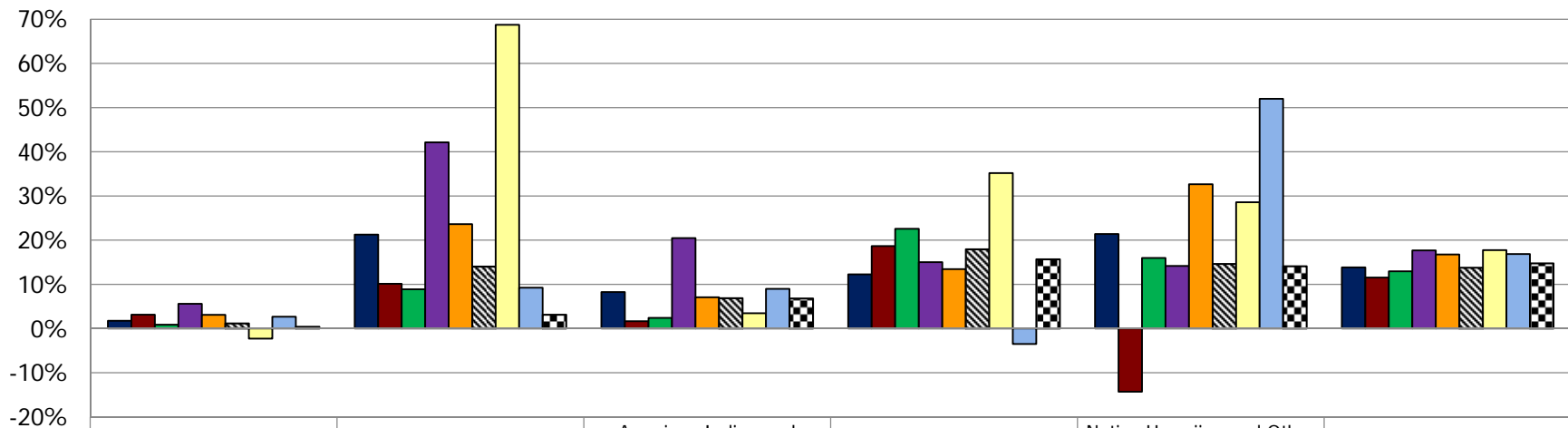
# Racial Composition (2014)



Source: U.S. Census Bureau, Population Division; [www.census.gov/popest/data/index.html](http://www.census.gov/popest/data/index.html); data accessed August 29, 2015

# Population Change by Race (2010-2014)

**Population Change by Race**  
Change from 2010 - 2014

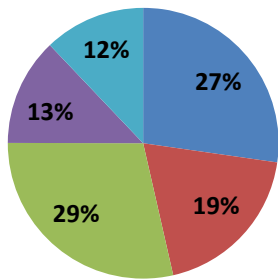


	White	Black or African American	American Indian and Alaska Native	Asian	Native Hawaiian and Other Pacific Islander	Two or More Races
■ Dakota	1.8%	21.3%	8.3%	12.3%	21.4%	13.8%
■ Hennepin	3.1%	10.1%	1.7%	18.7%	-14.3%	11.5%
■ Ramsey	0.9%	8.9%	2.4%	22.6%	16.0%	12.9%
■ Scott	5.6%	42.1%	20.5%	15.0%	14.2%	17.7%
■ Washington	3.1%	23.6%	7.1%	13.4%	32.7%	16.8%
■ Minnesota	1.2%	14.1%	6.9%	18.0%	14.6%	13.8%
■ Polk	-2.3%	68.8%	3.5%	35.2%	28.6%	17.8%
■ St. Croix	2.7%	9.3%	9.0%	-3.5%	52.0%	16.9%
■ Wisconsin	0.4%	3.1%	6.8%	15.7%	14.1%	14.8%

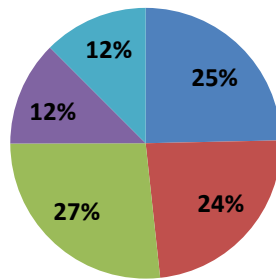


# Age Composition (2014)

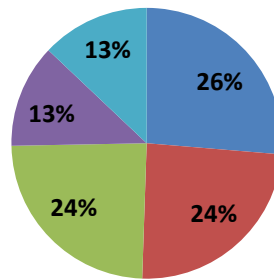
Dakota County




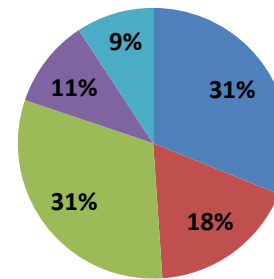
Hennepin County



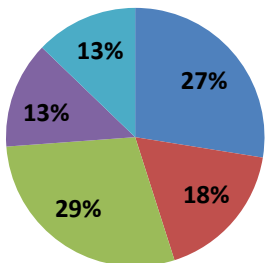
Ramsey County



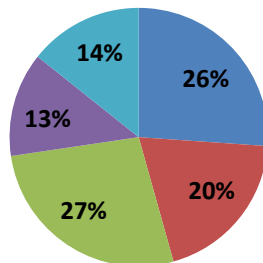
Scott County



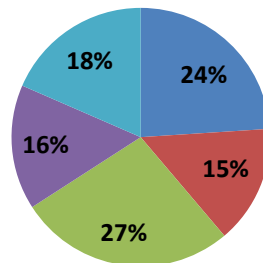
Washington County



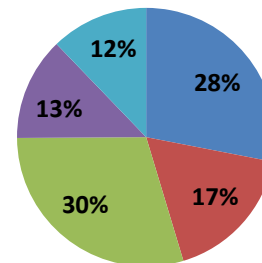
Minnesota



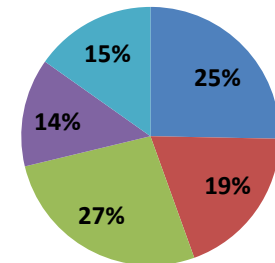
Polk County



St. Croix County

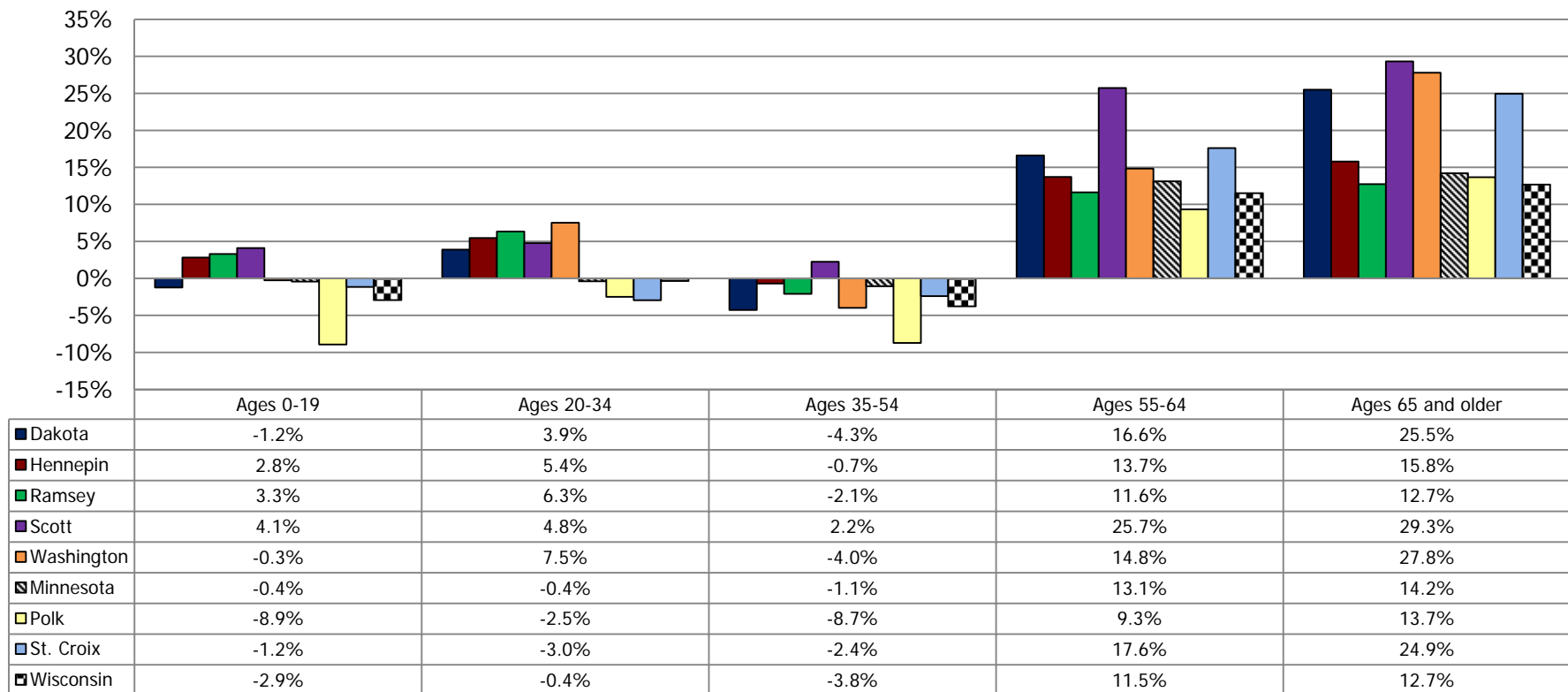


Wisconsin



# Population Change by Age (2010-2014)

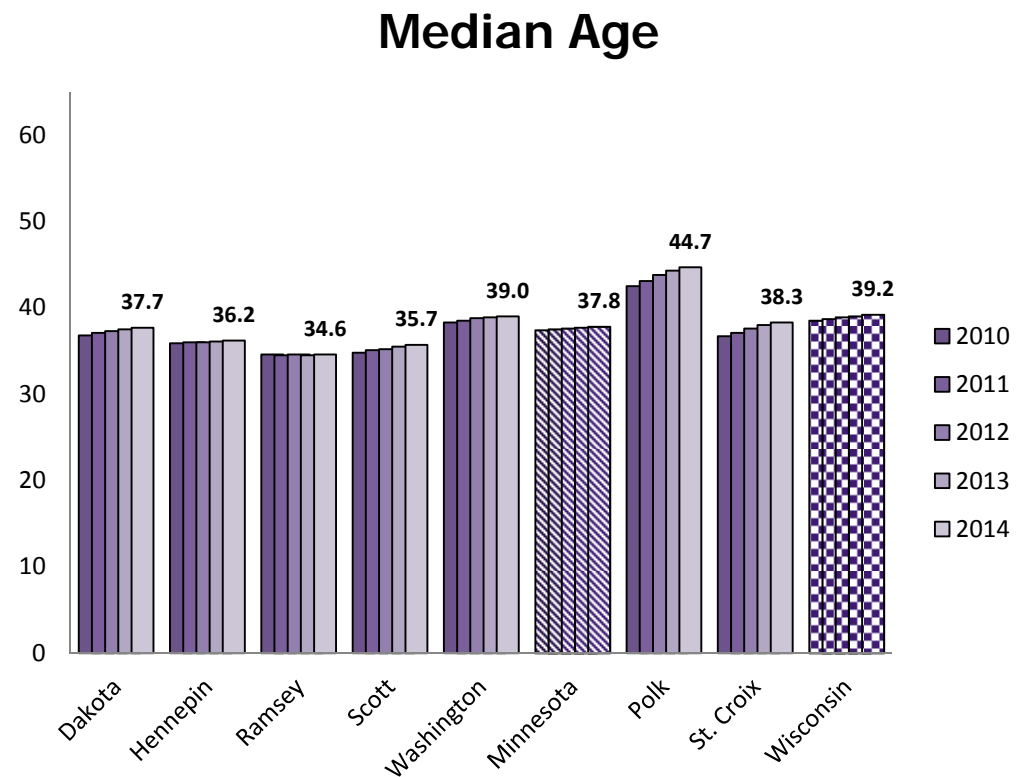
**Population Change by Age**  
Change from 2010 - 2014



Source: U.S. Census Bureau, Population Estimates; [www.census.gov/popest/data/index.html](http://www.census.gov/popest/data/index.html); data accessed August 29, 2015

# Median Age

- According to annual estimates, the median age in Minnesota is 37.8, compared to 39.2 in Wisconsin.
- Ramsey County has the youngest median age, 34.6, while Polk County has the oldest median age, 44.7, out of the 7 counties served by HealthPartners' hospitals.
- Polk and St. Croix Counties' median ages are increasing, while Ramsey and Hennepin Counties' median ages are relatively stable.

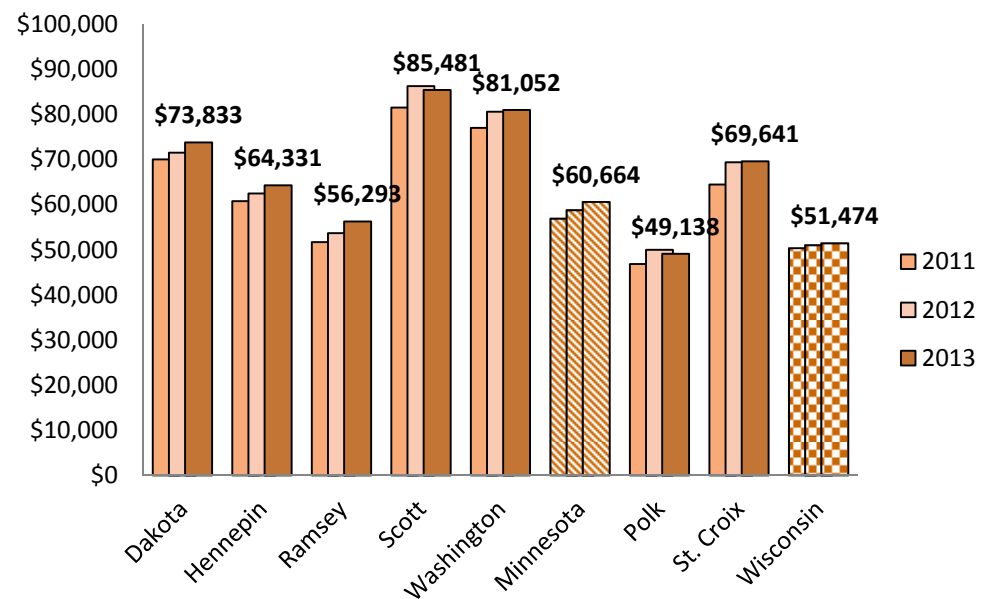


Source: U.S. Census Bureau, 2009-2013 5-Year American Community Survey; factfinder.census.gov; data accessed May 15, 2015

# Median Household Income

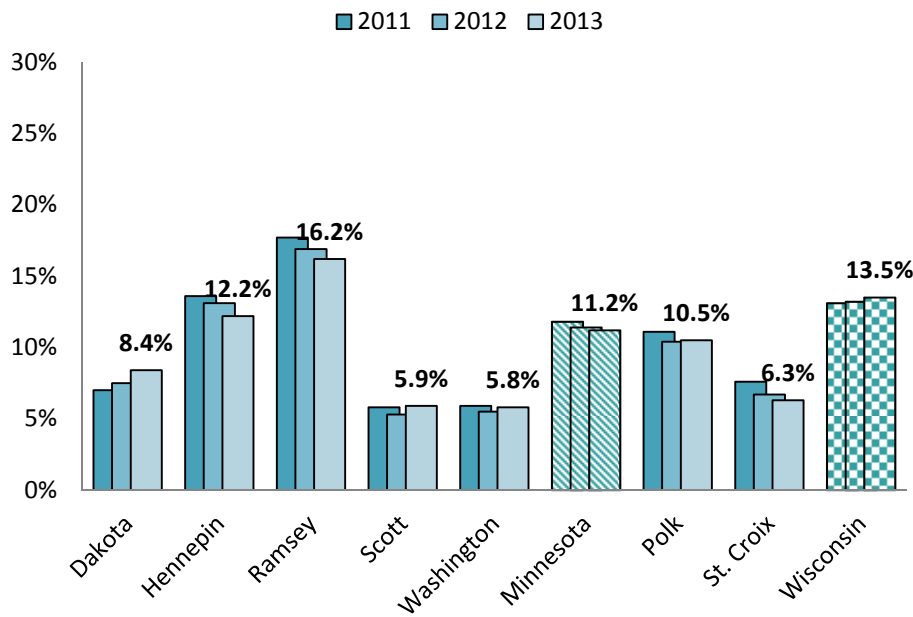
- According to the Small Area Income and Poverty Estimates (SHAPE) Program, the median household income in Minnesota is \$60,664, compared to \$51,474 in Wisconsin.
- There is considerable variability in median household income levels among the 7 counties served by HealthPartners' hospitals. Scott County has the highest median household income, \$85,481, while Polk County has the lowest, \$49,138.

**Median Household Income  
2011-2013**

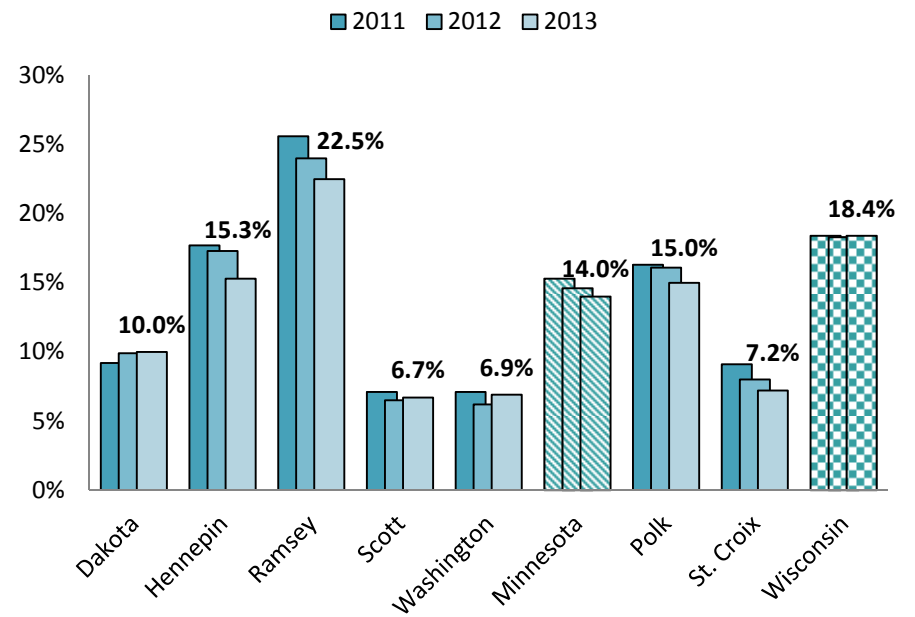


# Overall and Child Poverty

## Poverty, All Ages 2011-2013 Rates



## Child Poverty, Under Age 18 2011-2013 Rates

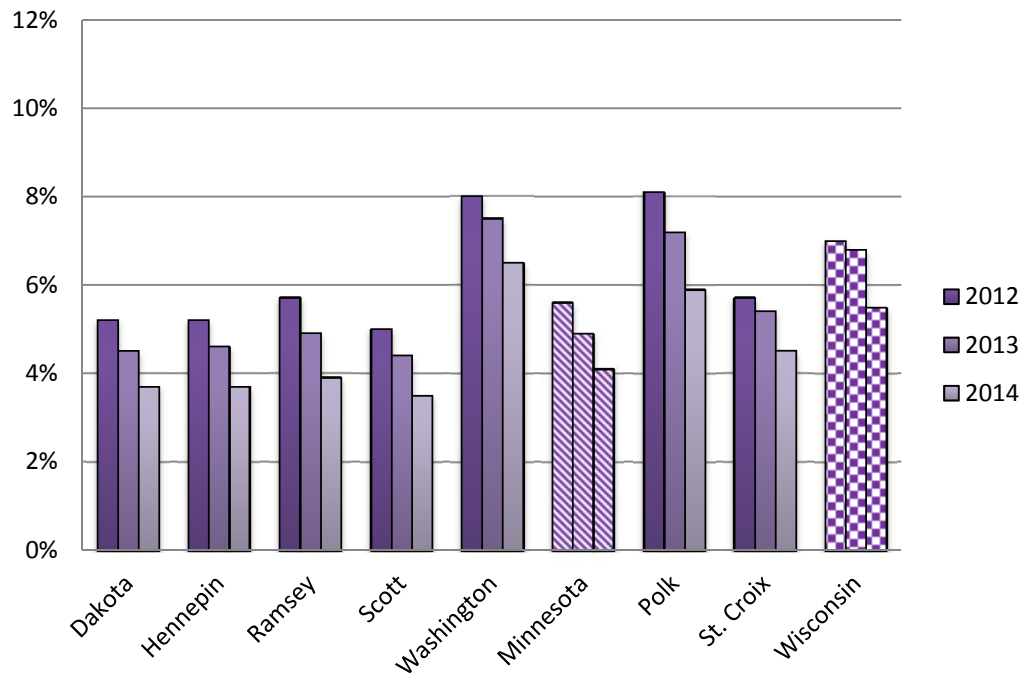


Source: U.S. Census Bureau, Small Area Income and Poverty Estimates (SAIPE) Program, [www.census.gov/did/www/saipe/data/statecounty/data/2013.html](http://www.census.gov/did/www/saipe/data/statecounty/data/2013.html); data accessed August 29, 2015



# Unemployment

**Unemployment Rates**  
2012 - 2014  
Bureau of Labor Statistics



- Overall, unemployment rates have decreased in each county, as well as across Minnesota and Wisconsin, since 2012.

Location	2012	2013	2014
Dakota County (MN)	5.2%	4.5%	3.7%
Hennepin County (MN)	5.2%	4.6%	3.7%
Ramsey County (MN)	5.7%	4.9%	3.9%
Scott County (MN)	5.0%	4.4%	3.5%
Washington County (MN)	8.0%	7.5%	6.5%
<b>Minnesota</b>	<b>5.6%</b>	<b>4.9%</b>	<b>4.1%</b>
Polk County (WI)	8.1%	7.2%	5.9%
St. Croix County (WI)	5.7%	5.4%	4.5%
<b>Wisconsin</b>	<b>7.0%</b>	<b>6.8%</b>	<b>5.5%</b>

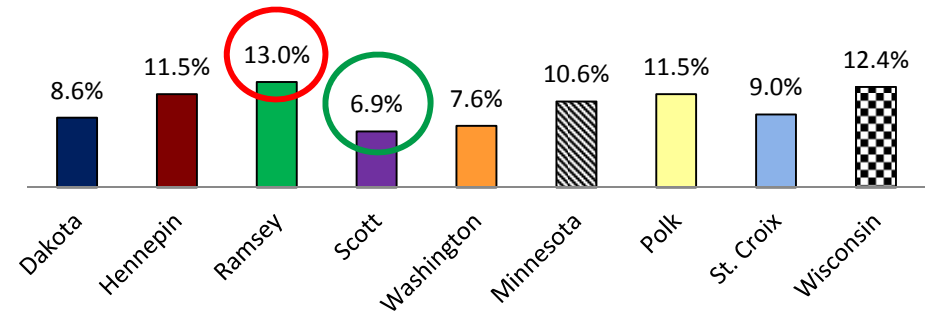


Source: Bureau of Labor Statistics, Local Area Unemployment Statistics; [www.bls.gov/lau/#tables](http://www.bls.gov/lau/#tables); data accessed May 20, 2015

# Food Insecurity

- According to Feeding America, 15.8% of U.S. residents are food insecure, compared to 10.6% in Minnesota and 12.4% in Wisconsin.
- In 2013, the average U.S. county food insecurity rate was 15.1%.
- According to Second Harvest Heartland and Feeding America, 1 in 9 individuals in Minnesota and 1 in 8 individuals in Wisconsin are affected by hunger.
- Scott County has the lowest rate of overall food insecurity, while Ramsey County has the highest.
- Of the 7 county area served by the HealthPartners Hospital System, 10.8% is food insecure. Hennepin, Ramsey, and Polk counties are above this rate.

**Overall Food Insecurity**  
2013 Percentages



Source: Feeding America, Map the Meal Gap: 2013 Executive Summary, <http://www.feedingamerica.org/hunger-in-america/our-research/map-the-meal-gap/data-by-county-in-each-state.html>; data accessed August 28, 2015

Source: Second Harvest Heartland, Hunger Facts, <http://www.2harvest.org/our-impact/hunger-facts/#.VeCPGfVjWo>; data accessed August 28, 2015.

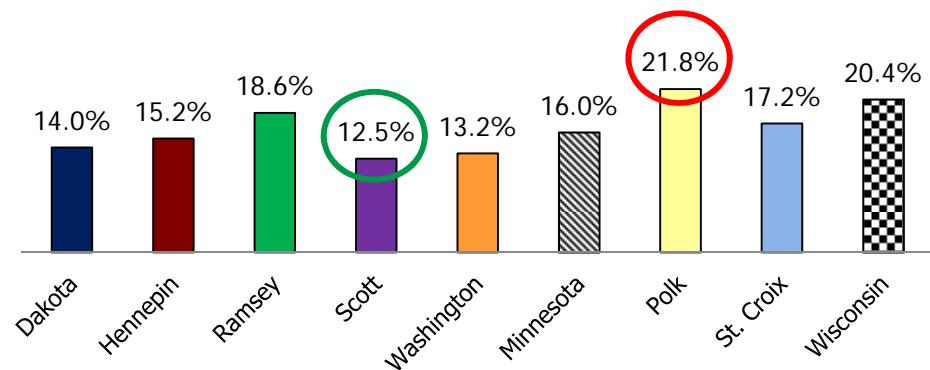
Source: Community Commons, HealthPartners Health Indicator Report, <http://assessment.communitycommons.org/CHNA/report?page=2&id=282>; data accessed August 28, 2015.



# Child Food Insecurity

- Nationally, 21.4% of children are food insecure.
- According to Map the Meal Gap: 2015, 16% of children across Minnesota are food insecure, compared to approximately 20% of children across Wisconsin.
- In 2013, the average U.S. county child food insecurity rate was 23.7%.
- Scott County has the lowest rate of child food insecurity, 12.5%, while Polk County has the highest rate of child food insecurity, 21.8%.

**Child Food Insecurity**  
2013 Percentages



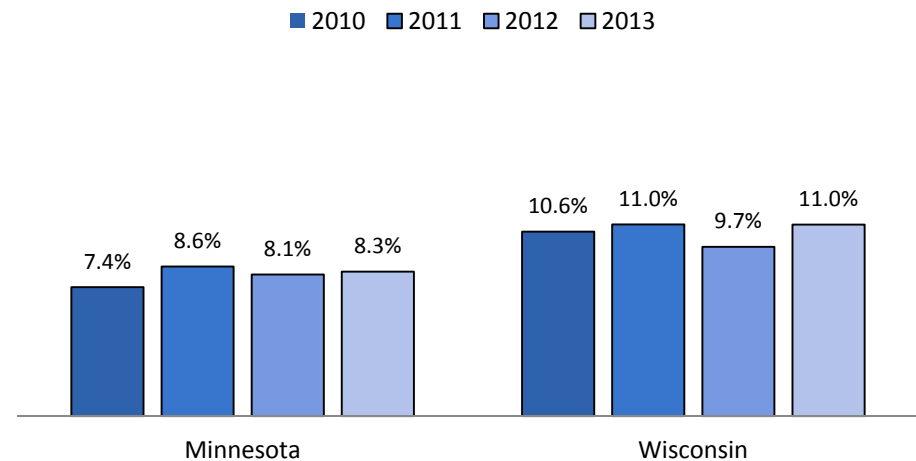
Source: Feeding America, Map the Meal Gap: 2013 Executive Summary, <http://www.feedingamerica.org/hunger-in-america/our-research/map-the-meal-gap/data-by-county-in-each-state.html>; data accessed August 28, 2015

Source: Feeding America, Map the Meal Gap: 2015, Child Food Insecurity by County; <http://map.feedingamerica.org/county/2013/child/>; data accessed May 21, 2015

# Senior Food Insecurity

- Nationally, the threat of hunger for seniors from 2001 to 2013 has increased by 45%, while the number of seniors rose 107%.
- According to the National Foundation to End Senior Hunger (NFESH) 2013 Annual Report, 15.5% of U.S. seniors face the threat of hunger, as compared to 8.3% of Minnesota seniors and 11.9% of Wisconsin seniors.
- Between 2012 and 2013, the rate of change for seniors facing the threat of hunger increased by 2.1% in Minnesota, and 13.2% in Wisconsin.
- Since 2010, the percentage of seniors threatened by hunger has increased in Minnesota, Wisconsin, and the United States.

**Seniors Threatened by Hunger  
Percentage  
2010, 2011, 2012, 2013**



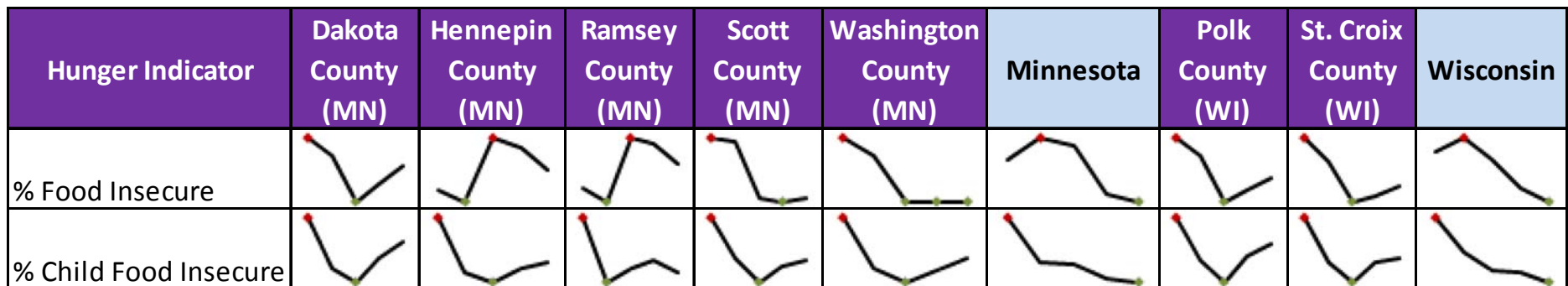
Source National Foundation to End Senior Hunger, 2010, 2011, 2012, 2013 Annual Reports, <http://www.nfesh.org/>; data accessed August 31, 2015

Note: Seniors are defined as individuals aged 60 years or older.

Note: Threat of hunger is the broadest category of food insecurity because it encompasses all three of the characterizations of food insecurity. NFESH and the researchers believe that threat of hunger is the most appropriate measurement to use with regard to the 60+ age cohort.

# Hunger Trends

## Overall Food Insecurity and Child Food Insecurity by County and State Percentages of Populations 2009, 2010, 2011, 2012, 2013



*Note: Directional trends to show general increases or decreases in food insecurity rates from 2009 – 2013. Red dot is highest rate, green dot is lowest rate.*

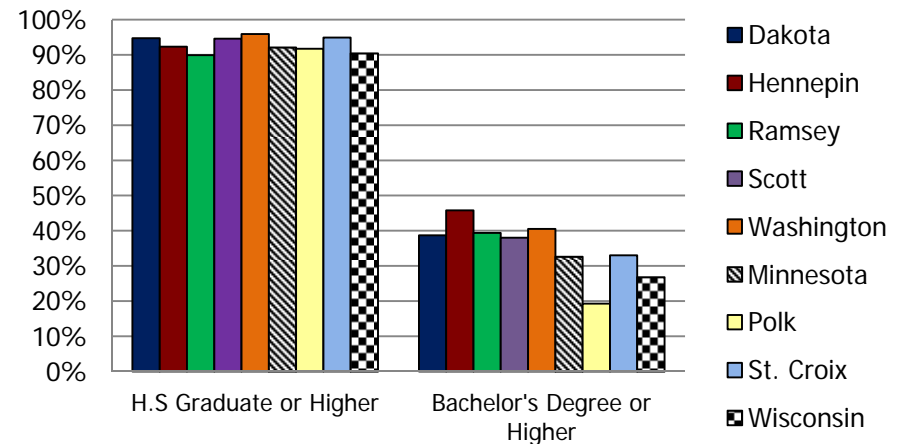


# Educational Attainment

## Overall Population

- Slightly more than 26% of Wisconsin residents have a Bachelor's Degree or higher, compared to slightly more than 32% in Minnesota.
- The Minnesota Board of Higher Education indicates that:
  - Among Minnesotans age 25 and older with an associate's degree, disparities exist across racial groups with only Asian (51%) and White (45%) Minnesotans exceeding the state average (44%).
  - Minnesota adults age 25 and older with a bachelor's degree had the lowest level of unemployment (2%) in 2013.
  - Minnesota adults age 25 and older with a graduate or professional degree had the highest median annual wage (\$65,317) in 2013.

### Educational Attainment 5-Year Estimates (2009-2013) American Community Survey



Location	H.S Graduate or Higher	Bachelor's Degree or Higher
Dakota County (MN)	94.7%	38.7%
Hennepin County (MN)	92.3%	45.8%
Ramsey County (MN)	89.9%	39.4%
Scott County (MN)	94.6%	38.0%
Washington County (MN)	95.9%	40.5%
<b>Minnesota</b>	<b>92.1%</b>	<b>32.6%</b>
Polk County (WI)	91.7%	19.3%
St. Croix County (WI)	94.9%	33.0%
<b>Wisconsin</b>	<b>90.4%</b>	<b>26.8%</b>

Source: U.S. Census Bureau, 2009-2013 5-Year American Community Survey; factfinder.census.gov; data accessed May 20, 2015

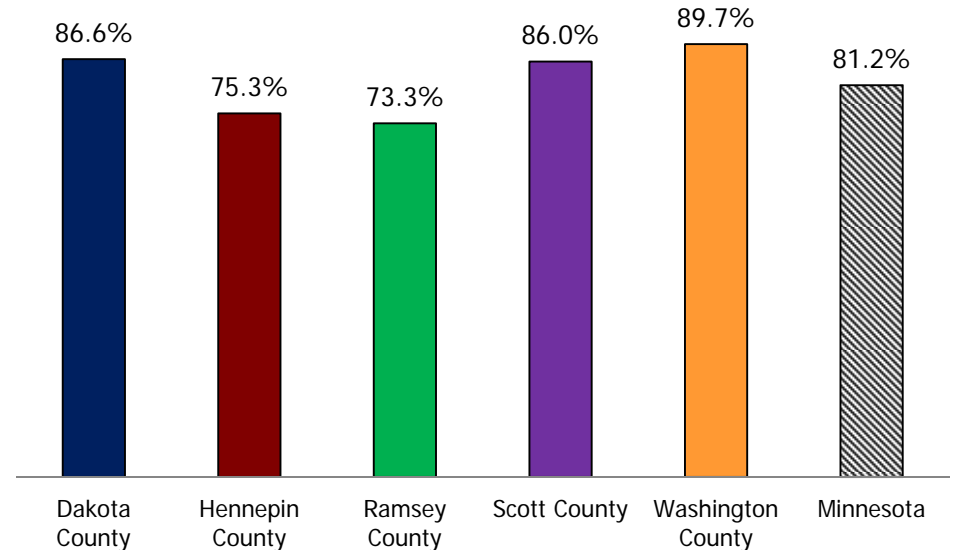
Source: Minnesota Office of Higher Education, Educational Attainment Data, <http://www.ohe.state.mn.us/fc/1873/pg.cfm>; data accessed September 1, 2015

# Educational Attainment

## Graduation Rates (Minnesota)

Location and Student Category	Number of Students	Percent of Students
<b>Minnesota</b>	<b>65,937</b>	<b>100.0%</b>
Continuing	7,249	11.0%
Dropout	3,266	5.0%
Graduate	53,524	81.2%
Unknown	1,898	2.9%
<b>Dakota County</b>	<b>5,716</b>	<b>100.0%</b>
Continuing	519	9.1%
Dropout	196	3.4%
Graduate	4,947	86.6%
Unknown	54	0.9%
<b>Hennepin County</b>	<b>13,338</b>	<b>100.0%</b>
Continuing	2,096	15.7%
Dropout	698	5.2%
Graduate	10,045	75.3%
Unknown	499	3.7%
<b>Ramsey County</b>	<b>6,746</b>	<b>100.0%</b>
Continuing	1,064	15.8%
Dropout	521	7.7%
Graduate	4,942	73.3%
Unknown	219	3.3%
<b>Scott County</b>	<b>1,791</b>	<b>100.0%</b>
Continuing	147	8.2%
Dropout	56	3.1%
Graduate	1,541	86.0%
Unknown	47	2.6%
<b>Washington County</b>	<b>3,462</b>	<b>100.0%</b>
Continuing	246	7.1%
Dropout	75	2.2%
Graduate	3,104	89.7%
Unknown	37	1.1%

### Four Year Graduation Rates 2013 - 2014



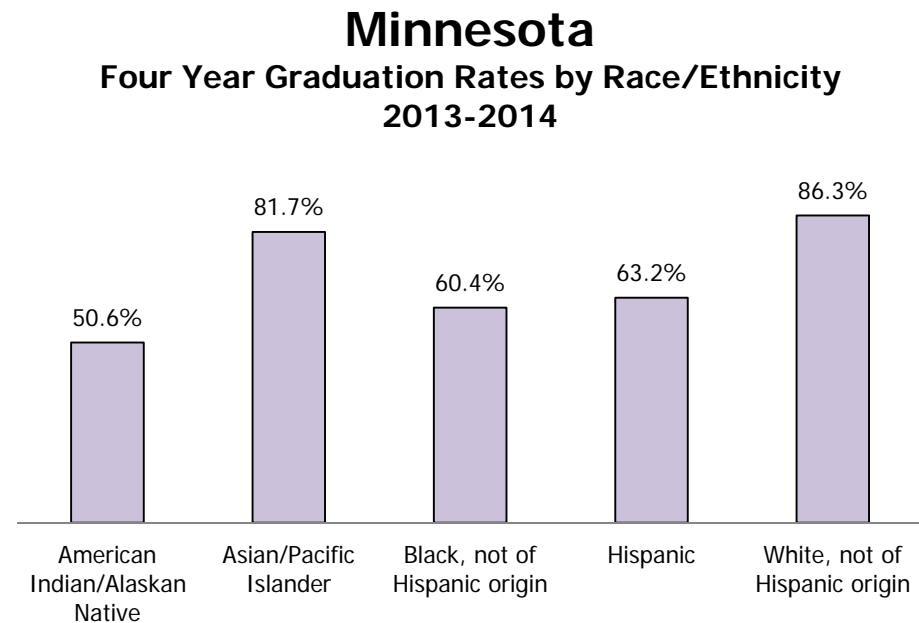
Definition: The Four-Year Graduation Rate is a four-year, on-time graduation rate based on a cohort of first time ninth grade students plus transfers into the cohort within the four year period minus transfers out of the cohort within the four year period. This rate is similar to, but not the same as, the National Governors Association (NGA) Graduation Rate. The NGA Rate allows more time for Special Education students and recent immigrants to graduate.  
Source: Minnesota Department of Education, Data Reports and Analytics, [w20.education.state.mn.us/MDEAnalytics/Data.jsp](http://w20.education.state.mn.us/MDEAnalytics/Data.jsp); data accessed June 1, 2015



# Educational Attainment

## Graduation Rates (Minnesota)

- There are disparities in high school completion rates across race/ethnicity in Minnesota.
- For example, American Indian/Alaska Native, Black and Hispanic students have substantially lower graduation rates than their White counterparts.
  - American Indian/Alaska Native: 50.6%
  - Black: 60.4%
  - Hispanic: 63.2%
  - White: 86.3%



Definition: The Four-Year Graduation Rate is a four-year, on-time graduation rate based on a cohort of first time ninth grade students plus transfers into the cohort within the four year period minus transfers out of the cohort within the four year period. This rate is similar to, but not the same as, the National Governors Association (NGA) Graduation Rate. The NGA Rate allows more time for Special Education students and recent immigrants to graduate.

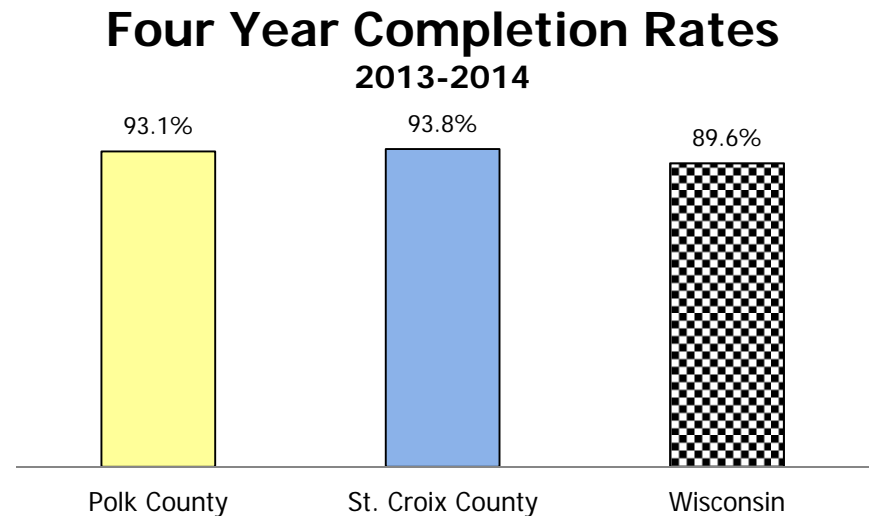
Source: Minnesota Department of Education, Data Reports and Analytics, [w20.education.state.mn.us/MDEAnalytics/Data.jsp](http://w20.education.state.mn.us/MDEAnalytics/Data.jsp); data accessed June 1, 2015





# Educational Attainment Completion Rates (Wisconsin)

County, District or State	Cohort Count	Student Count	4-Year Graduation Rate
<b>Polk County</b>			<b>93.1%</b>
Amery	144	133	92.4%
Clayton	32	29	90.6%
Clear Lake	34	30	88.2%
Frederic	36	27	75.0%
Luck	29	27	93.1%
Osceola	144	142	98.6%
Saint Croix Falls	87	83	95.4%
Unity	74	69	93.2%
<b>St. Croix County</b>			<b>93.8%</b>
Baldwin-Woodville Area	123	113	91.9%
Glenwood City	35	33	94.3%
Hudson	432	410	94.9%
New Richmond	195	181	92.8%
St. Croix Central	103	98	95.1%
Somerset	117	108	92.3%
<b>Wisconsin</b>			<b>89.6%</b>



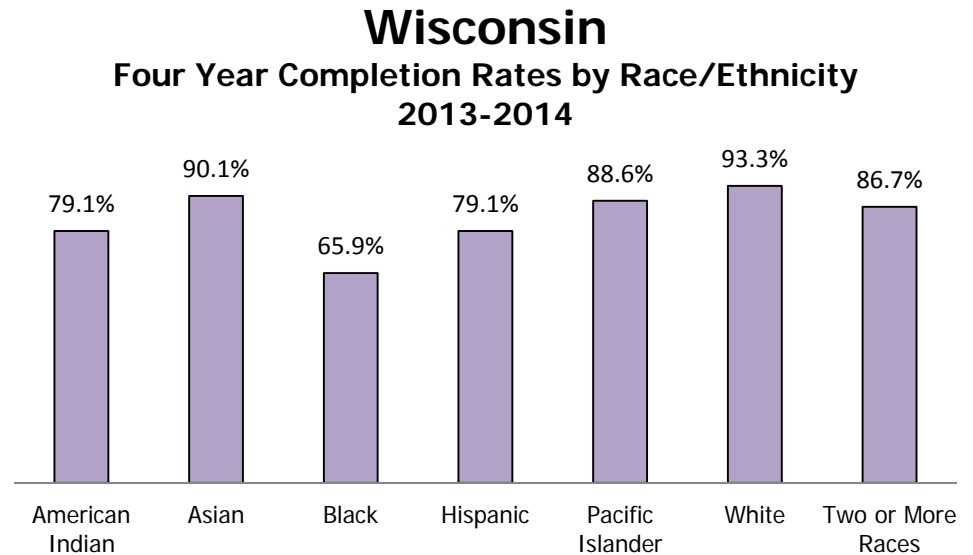
Notes: Rates reflect "completed - regular" high school completion status. The denominator is the total of completers plus non-completers in all credentials and categories in that adjusted cohort. The numerator is the "completed - regular" credential.

Source: Wisconsin Department of Public Instruction, Wisconsin Information System for Education, Data Dashboard, [wisedash.dpi.wi.gov/Dashboard/portalHome.jsp](http://wisedash.dpi.wi.gov/Dashboard/portalHome.jsp); data accessed June 9, 2015



# Educational Attainment Completion Rates (Wisconsin)

- There are disparities in high school completion rates across race/ethnicity in Wisconsin.
- For example, American Indian, Black and Hispanic students have lower completion rates than their White counterparts.
  - American Indian: 79.1%
  - Black: 65.9%
  - Hispanic: 79.1%
  - White: 93.3%



Notes: Rates reflect "completed - regular" high school completion status. The denominator is the total of completers plus non-completers in all credentials and categories in that adjusted cohort. The numerator is the "completed - regular" credential.

Source: Wisconsin Department of Public Instruction, Wisconsin Information System for Education, Data Dashboard, [wisedash.dpi.wi.gov/Dashboard/portalHome.jsp](http://wisedash.dpi.wi.gov/Dashboard/portalHome.jsp); data accessed June 9, 2015



# Health Status Overview

## *Dakota, Hennepin, Scott, Ramsey, and Washington Counties (MN), and St. Croix (WI) County*

---

An analysis of available health data pertaining to Dakota, Hennepin, Scott, Ramsey, and Washington Counties in Minnesota, as well as St. Croix County in Wisconsin.



# Introduction

Various counties are included in the health data section. While this hospital's individual study area does not include each of the counties served by the HealthPartners' hospitals, it is important to consider health needs in comparison to other localities.

For comparison, this section of the report includes a health data analysis for the following counties:

- Dakota County, MN
- Hennepin County, MN
- Scott County, MN
- Ramsey County, MN
- Washington County, MN
- St. Croix County, WI



# Data Sources and Levels

- The following information outlines specific health data:
  - Mortality, chronic diseases and conditions, health behaviors, natality, mental health and access
- Data Sources include, but are not limited to:
  - Minnesota Department of Health, Minnesota Public Health Data Access
  - Minnesota Student Survey
  - The Robert Wood Johnson Foundation and the University of Wisconsin Population Health Institute
  - Metro Adult Health Survey
  - Survey of the Health of All of the Population and the Environment (SHAPE)
  - Wisconsin Department of Health Services, WISH Query
  - Wisconsin Department of Health Services, Division of Public Health, Office of Health Informatics
  - Community Commons
- Data Levels: nationwide, state, metropolitan statistical area (MSA) and county level data



# Mortality Summary

- Cancer and heart disease are the first and second leading causes of death, respectively, in Dakota, Hennepin, Ramsey, Scott, St. Croix, and Washington Counties, as well as Minnesota and Wisconsin (2009 - 2013 combined rates).
  - Heart disease rates are increasing in Hennepin County, but decreasing in St. Croix County and Wisconsin.
  - Cancer rates are decreasing in Dakota, Hennepin, Ramsey, Scott, and Washington Counties, as well as Minnesota and Wisconsin.
- Hennepin County has higher rates of cirrhosis, nephritis, and unintentional injury than the state.
- Ramsey County has higher rates of cancer, cirrhosis, chronic lower respiratory disease, diabetes, nephritis, and stroke than Minnesota.
  - Overall, unintentional injury rates are increasing in Dakota, Hennepin, and Washington Counties, as well as Minnesota.
- St. Croix County has higher rates of accidents, cerebrovascular diseases, diabetes, and suicide than Wisconsin.
- Washington County has lower mortality rates than the state in each of the top ten leading causes of death.



# Mortality

## Leading Causes of Death

### Leading Causes of Death (Alphabetical Order)

Age Adjusted Death Rates per 100,000, 2009-2013

Cause of Death	Dakota County (MN)	Hennepin County (MN)	Ramsey County (MN)	Scott County (MN)	Washington County (MN)	Minnesota
Cancer	● 157.8	● 160.6	● 168.8	● 153.8	● 157.7	165.5
Chronic Lower Respiratory Disease	● 34	● 34.8	● 39.3	● 32.7	● 36.3	37.4
Cirrhosis	● 6.3	● 8.1	● 8.7	● 4.8	● 5.4	7.5
Diabetes	● 18.9	● 18.4	● 20.7	● 20.1	● 18.6	19.5
Heart Disease	● 108.1	● 107.7	● 120.6	● 116.7	● 110	130
Nephritis	● 12.6	● 14	● 15.5	● 12.3	● 11.2	13.3
Pneumonia and Influenza	● 8.1	● 9.6	● 11.4	● 9.3	● 7	11.7
Stroke	● 35.4	● 36	● 40.4	● 31.8	● 31.5	37.2
Suicide	● 11.4	● 10	● 9.8	● 9.5	● 10.4	11.7
Unintentional Injury	● 42	● 43.4	● 35.5	● 39.1	● 30.1	40.7
<b>All Causes</b>	● <b>599.3</b>	● <b>635.2</b>	● <b>689.8</b>	● <b>568.6</b>	● <b>612.5</b>	<b>650.8</b>

### Leading Causes of Death (Alphabetical Order)

Age Adjusted Death Rates per 100,000, 2009-2013

Cause of Death	St. Croix County (WI)	Wisconsin
Accidents (unintentional injuries)	● 32.7	42.5
Alzheimer's disease	● 17.2	23.9
Cerebrovascular diseases	● 38.0	37.0
Chronic lower respiratory diseases	● 37.4	38.7
Diabetes mellitus	● 23.0	18.0
Diseases of heart	● 140.0	162.1
Intentional self-harm (suicide)	● 13.5	13.1
Malignant neoplasms	● 157.4	169.7
Nephritis, nephrotic syndrome and nephrosis	● 12.5	15.1
Other causes	● 128.4	115.7
<b>All Causes</b>	● <b>676.3</b>	<b>712.9</b>

- Green indicates that the county's rate is lower than the state's rate for that disease category.
- Red indicates that the county's rate is higher than the state's rate for that disease category.



Source: Minnesota Department of Health, Center for Health Statistics, [www.health.state.mn.us/divs/chs/countytables/](http://www.health.state.mn.us/divs/chs/countytables/); data accessed May 21, 2015

Source: Wisconsin Department of Health Services, WISH Query: Mortality Module, [www.dhs.wisconsin.gov/wish/mortality/broad-form.htm](http://www.dhs.wisconsin.gov/wish/mortality/broad-form.htm); data accessed August 29, 2015

# Mortality

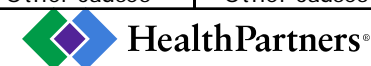
## Leading Causes of Death

### Leading Causes of Death (Ranked Order)

Utilizing Age Adjusted Death Rates per 100,000, 2009-2013

Rank	Minnesota	Dakota County	Hennepin County	Ramsey County	Scott County	Wash. County	Wisconsin	St. Croix County
1	Cancer	Cancer	Cancer	Cancer	Cancer	Cancer	Malignant neoplasms	Malignant neoplasms
2	Heart Disease	Heart Disease	Heart Disease	Heart Disease	Heart Disease	Heart Disease	Diseases of heart	Diseases of heart
3	Unintentional Injury	Unintentional Injury	Unintentional Injury	Stroke	Unintentional Injury	Chronic Lower Respiratory Disease	Accidents (unintentional injuries)	Cerebrovascular diseases
4	Chronic Lower Respiratory Disease	Stroke	Stroke	Chronic Lower Respiratory Disease	Chronic Lower Respiratory Disease	Stroke	Chronic lower respiratory diseases	Chronic lower respiratory diseases
5	Stroke	Chronic Lower Respiratory Disease	Chronic Lower Respiratory Disease	Unintentional Injury	Stroke	Unintentional Injury	Cerebrovascular diseases	Accidents (unintentional injuries)
6	Diabetes	Diabetes	Diabetes	Diabetes	Diabetes	Diabetes	Alzheimer's disease	Diabetes mellitus
7	Nephritis	Nephritis	Nephritis	Nephritis	Nephritis	Nephritis	Diabetes mellitus	Alzheimer's disease
8	Pneumonia and Influenza	Suicide	Suicide	Pneumonia and Influenza	Suicide	Suicide	Influenza and pneumonia	Intentional self-harm (suicide)
9	Suicide	Pneumonia and Influenza	Pneumonia and Influenza	Suicide	Pneumonia and Influenza	Pneumonia and Influenza	Intentional self-harm (suicide)	Nephritis, nephrotic syndrome and nephrosis
10	Cirrhosis	Cirrhosis	Cirrhosis	Cirrhosis	Cirrhosis	Cirrhosis	Other causes*	Other causes*

\*not in ranked order because it includes all other causes of death



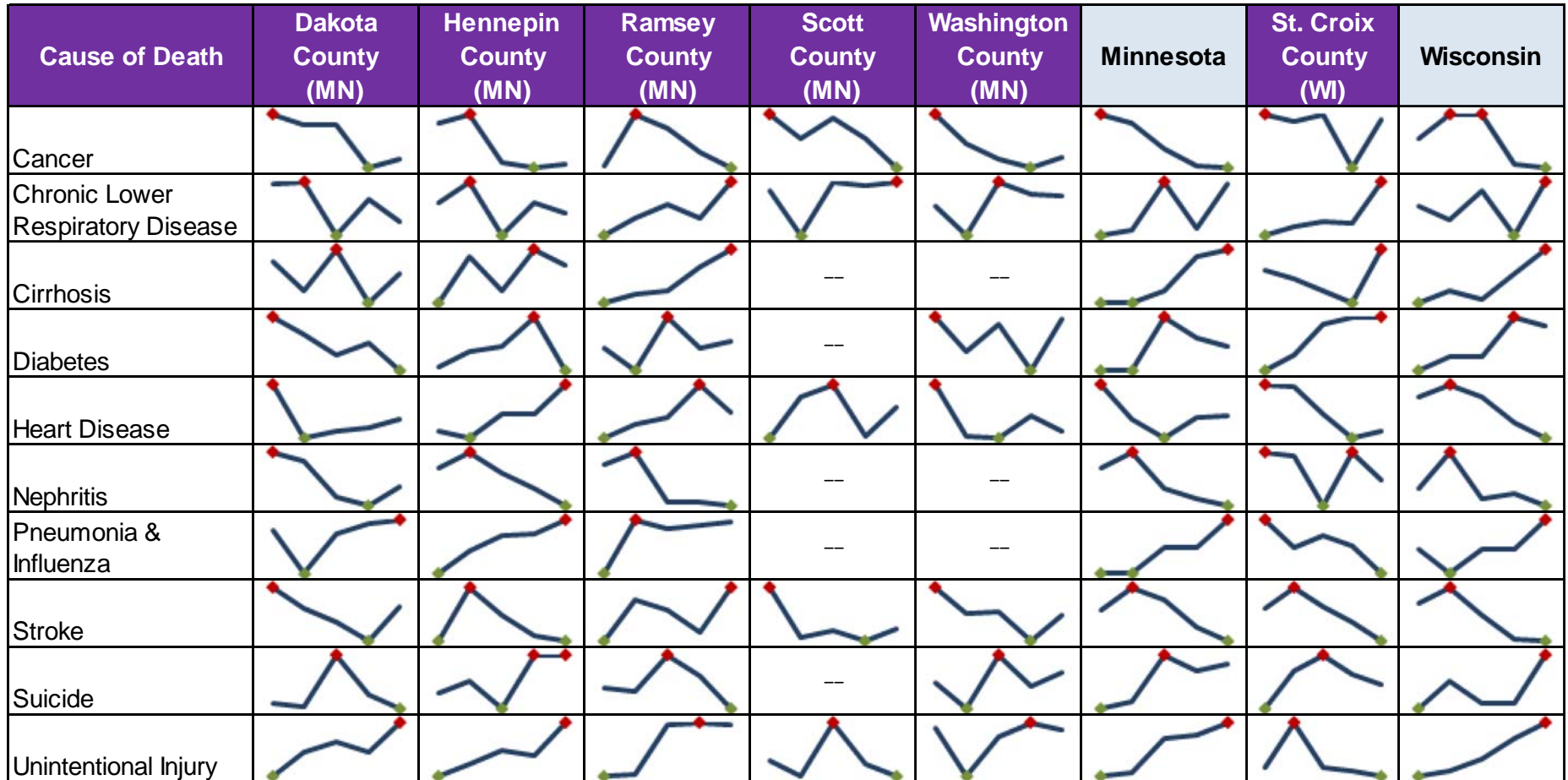
Source: Minnesota Department of Health, Center for Health Statistics, [www.health.state.mn.us/divs/chs/countytables/](http://www.health.state.mn.us/divs/chs/countytables/); data accessed May 21, 2015

Source: Wisconsin Department of Health Services, WISH Query: Mortality Module, [www.dhs.wisconsin.gov/wish/mortality/broad-form.htm](http://www.dhs.wisconsin.gov/wish/mortality/broad-form.htm); data accessed August 29, 2015



# Select Mortality Trends

Leading Causes of Death; Age Adjusted Death Rates per 100,000  
(2009, 2010, 2011, 2012, 2013)



Note: Directional trends to show general increases or decreases in mortality rates from 2009 – 2013. Red dot is highest rate, green dot is lowest rate.

-- Rates based on 20 or fewer deaths are not calculated.



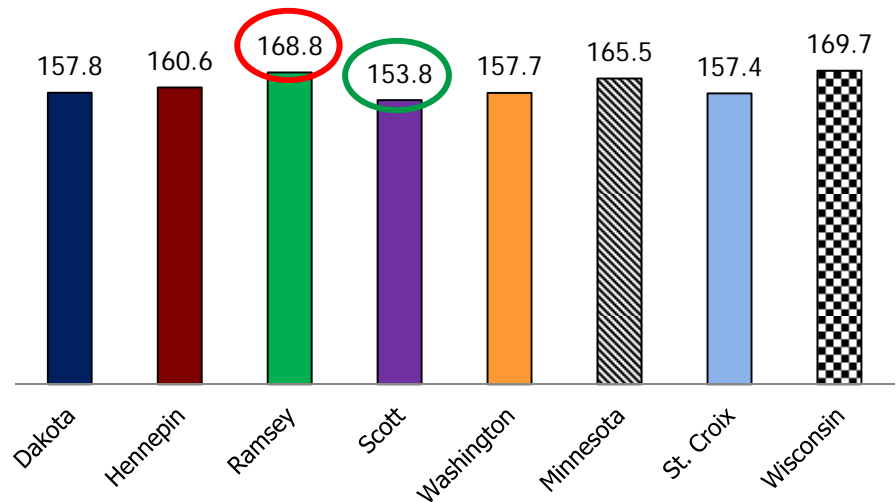
Source: Minnesota Department of Health, Center for Health Statistics, <https://pqc.health.state.mn.us/mhsq/index.jsp/>; data accessed August 19, 2015

Source: Wisconsin Department of Health Services, WISH Query: Mortality Module, [www.dhs.wisconsin.gov/wish/mortality/broad-form.htm](http://www.dhs.wisconsin.gov/wish/mortality/broad-form.htm); data accessed September 2, 2015

# Cancer Mortality

- Overall, cancer rates have declined since 2009. However, cancer is the leading cause of death in Minnesota, Wisconsin and the 7 counties served by HealthPartners Hospitals.
- Ramsey County has a higher cancer mortality rate than Minnesota.
- Scott County has the lowest cancer mortality rate among the 5 Minnesota counties served by HealthPartners' hospitals.
- St. Croix County has a lower cancer mortality rate than Wisconsin.

**Cancer Mortality**  
Age-Adjusted Death Rates, 2009-2013



Note: Wisconsin Department of Health Services uses the term "Malignant Neoplasms," while Minnesota Department of Health uses the term "Cancer."

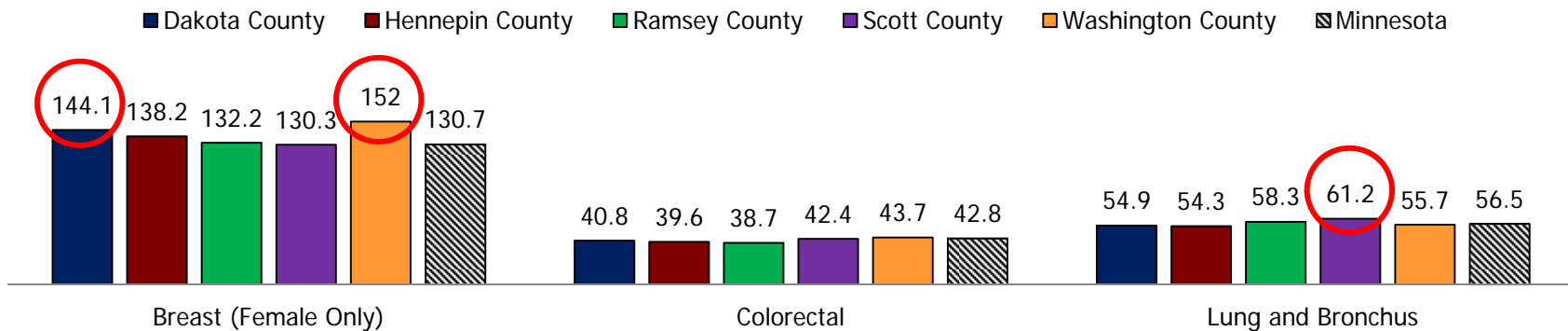


Source: Minnesota Department of Health, Center for Health Statistics, [www.health.state.mn.us/divs/chs/countytables/](http://www.health.state.mn.us/divs/chs/countytables/); data accessed May 21, 2015

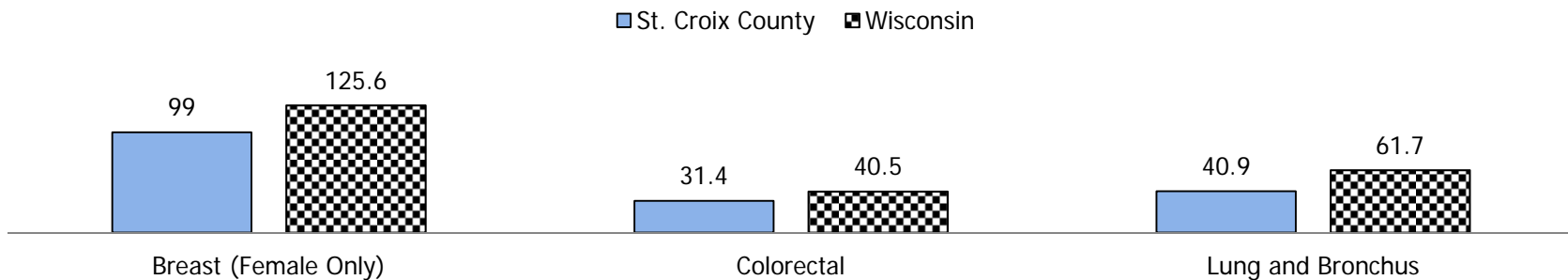
Source: Wisconsin Department of Health Services, WISH Query: Mortality Module, [www.dhs.wisconsin.gov/wish/mortality/broad-form.htm](http://www.dhs.wisconsin.gov/wish/mortality/broad-form.htm); data accessed August 29, 2015

# Cancer Incidence

## Cancer Incidence Rates (MN) Age-adjusted per 100,000, 2007-2011



## Cancer Incidence Rates (WI) Age-adjusted per 100,000, 2008-2012



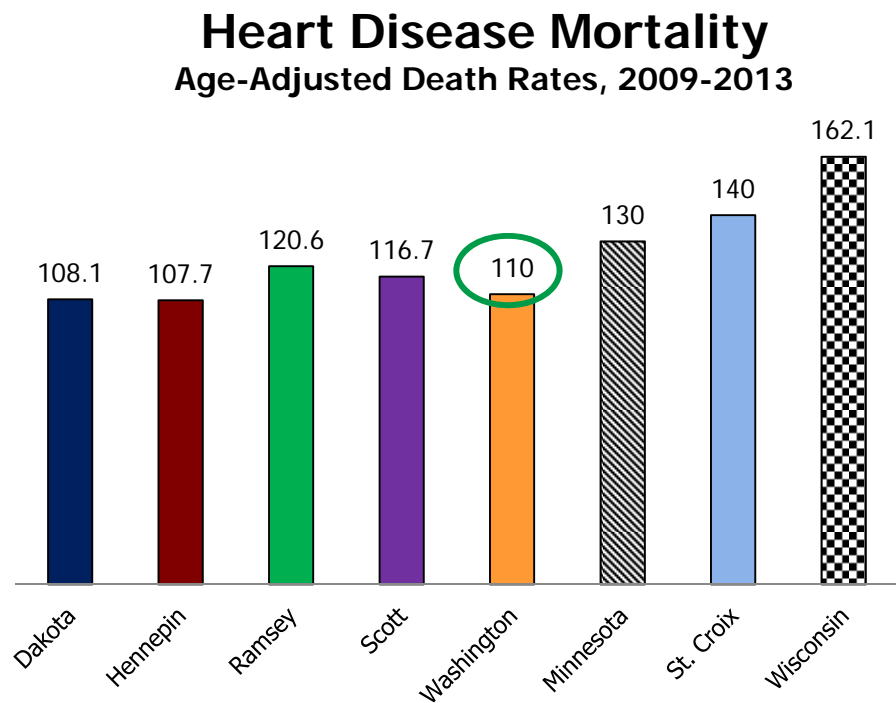
Source: Minnesota Public Health Data Access, Minnesota Environmental Public Health Tracking Program, Minnesota Department of Health, <https://apps.health.state.mn.us/mndata/cancer>; data accessed May 31, 2015

Notes: Rates for "All Ages" are age-adjusted to the standard 2000 U.S. population. Cancer incidence data is collected by the Minnesota Cancer Surveillance System (MCSS). MCSS is an ongoing program at the Minnesota Department of Health and Minnesota's central cancer registry.

Source: Wisconsin Dept. of Health Services, Division of Public Health, Office of Health Informatics. Wisconsin Interactive Statistics on Health (WISH) data query system, <http://dhs.wisconsin.gov/wish/>. Cancer Module. accessed 9/1/2015.

# Heart Disease Mortality

- Heart disease is the second leading cause of death in Minnesota and its 5 counties served by HealthPartners' hospitals, as well as Wisconsin and St. Croix County.
- Overall, heart disease rates have increased in Hennepin, Ramsey and Scott Counties since 2009.
- St. Croix County has a much lower heart disease mortality rate than Wisconsin.



*Note: Wisconsin Department of Health Services uses the term "Diseases of the Heart," while Minnesota Department of Health uses the term "Heart Disease."*



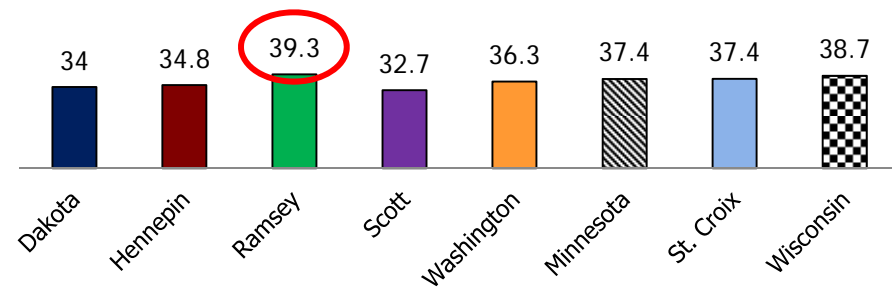
Source: Minnesota Department of Health, Center for Health Statistics, [www.health.state.mn.us/divs/chs/countytables/](http://www.health.state.mn.us/divs/chs/countytables/); data accessed May 21, 2015

Source: Wisconsin Department of Health Services, WISH Query: Mortality Module, [www.dhs.wisconsin.gov/wish/mortality/broad-form.htm](http://www.dhs.wisconsin.gov/wish/mortality/broad-form.htm); data accessed August 29, 2015

# Chronic Lower Respiratory Disease Mortality

- Chronic lower respiratory disease is the fourth leading cause of death in Minnesota and Wisconsin.
- Ramsey County has a higher chronic lower respiratory disease mortality rate than the state. Ramsey and Scott Counties' rates have also increased since 2009.
- Scott, Dakota and Hennepin Counties have the lowest chronic lower respiratory disease rates among the 5 Minnesota counties served by HealthPartners' hospitals.
- St. Croix County has a slightly lower chronic lower respiratory disease mortality rate than Wisconsin.

**Chronic Lower Respiratory Disease Mortality**  
Age-Adjusted Death Rates, 2009-2013



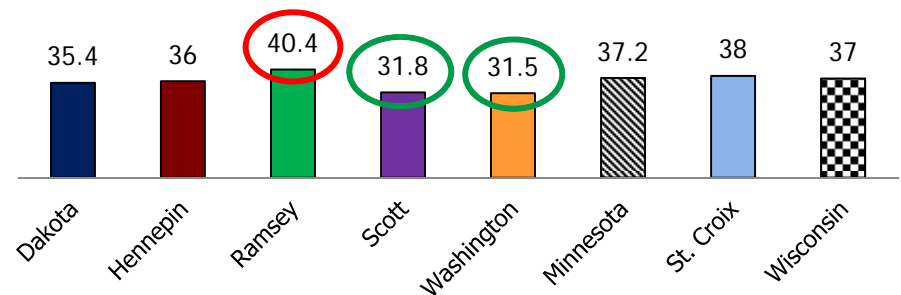
Source: Minnesota Department of Health, Center for Health Statistics, [www.health.state.mn.us/divs/chs/countytables/](http://www.health.state.mn.us/divs/chs/countytables/); data accessed May 21, 2015

Source: Wisconsin Department of Health Services, WISH Query: Mortality Module, [www.dhs.wisconsin.gov/wish/mortality/broad-form.htm](http://www.dhs.wisconsin.gov/wish/mortality/broad-form.htm); data accessed August 29, 2015

# Stroke Mortality

- Stroke is the fifth leading cause of death in Minnesota and Wisconsin, but the third leading cause of death in Ramsey County and St. Croix County. It is the fourth leading cause of death in Dakota, Hennepin and Washington Counties.
- Overall, stroke rates have fluctuated between 2009 and 2013, but Ramsey County does have a higher stroke mortality rate than the state.
- Scott and Washington Counties have the lowest stroke mortality rates among the 5 Minnesota counties served by HealthPartners' hospitals.
- St. Croix County has a slightly higher cerebrovascular disease mortality rate than Wisconsin.

**Stroke Mortality**  
Age-Adjusted Death Rates, 2009-2013

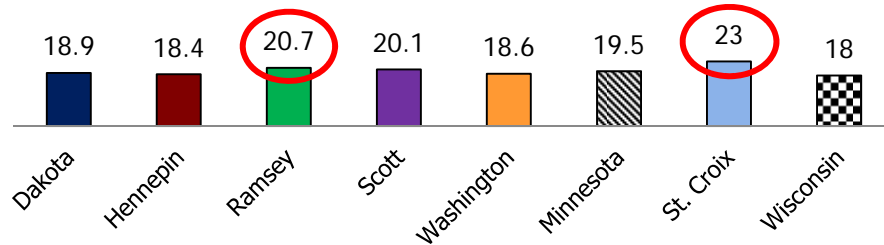


Note: Wisconsin Department of Health Services uses the term "Cerebrovascular Disease," while Minnesota Department of Health uses the term "Stroke."



# Additional Causes of Death

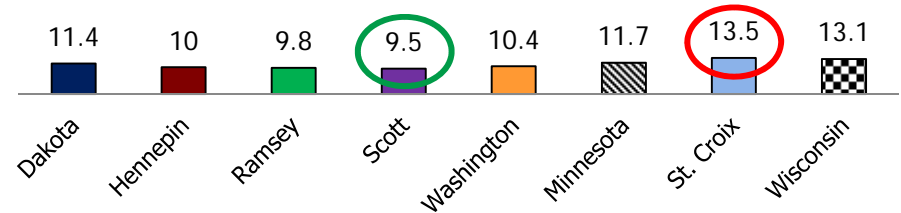
**Diabetes Mortality**  
Age-Adjusted Death Rates, 2009-2013



Note: Wisconsin Department of Health Services uses the term "Diabetes Mellitus," while Minnesota Department of Health uses the term "Diabetes."

- In 2009 – 2013, St. Croix County had the highest diabetes mortality rates, while Hennepin County experienced the lowest rate.

**Suicide**  
Age-Adjusted Death Rates, 2009-2013



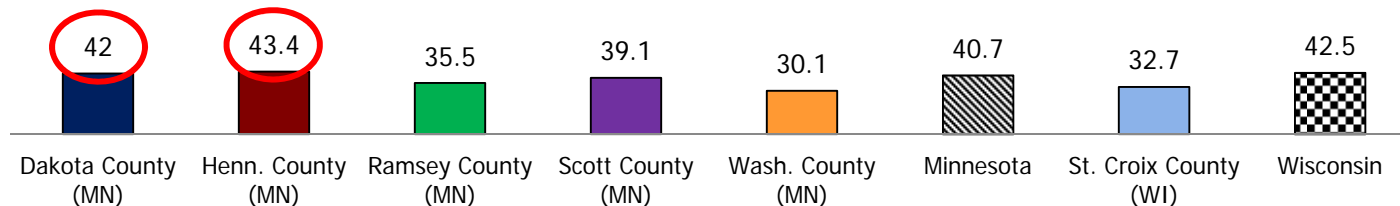
Note: Wisconsin Department of Health Services uses the term "Intentional Self-Harm (Suicide)," while Minnesota Department of Health uses the term "Suicide."

- In 2009 – 2013, St. Croix County had the highest rate of suicide, while Scott County experienced the lowest rate.



# Unintentional Injuries

## Unintentional Injury Age-Adjusted Death Rates per 100,000 2009-2013



## Unintentional Injuries by Type 2009 - 2013

County	Motor Vehicle	Trans. (Not MV)	Accidental Poison.	Accidental Falls	Other
Dakota	136	1	151	345	99
Hennepin	267	13	584	1,217	427
Ramsey	140	8	270	357	167
Scott	56	-	34	77	26
Washington	78	3	71	117	63
Minnesota	2,408	71	2,179	4,400	2213
St. Croix	40	6	18	32	0
Wisconsin	2,995	0	2,965	5,215	1,826

- In the Minnesota counties, the majority of fatal accidental falls for both males (26.3%) and females (31.3%) occur in Hennepin County.
- 56.6% of fatal accidental falls across the 5 Minnesota counties occur within the older (>85 years) population.
- In St. Croix County (WI), fatal accidental falls make up 24% of unintentional injury mortality rates, with nearly 47% of those deaths occurring within the older (>85 years) population.



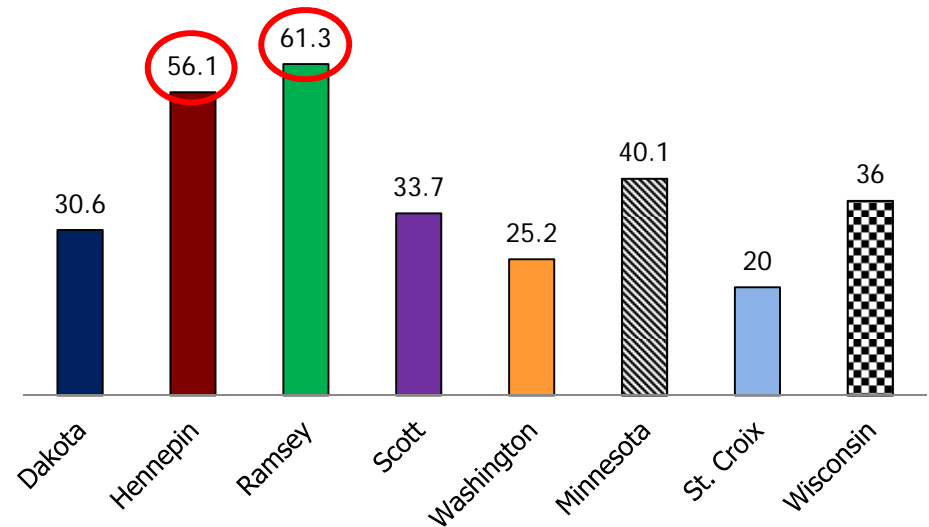


# Chronic Conditions

## Asthma

- Ramsey and Hennepin Counties have higher rates of asthma emergency department visits, compared to the state of Minnesota as well as Dakota, Scott, and Washington Counties.
- Washington County has the lowest rate of asthma emergency department visits among the 5 Minnesota counties served by HealthPartners' hospitals.
- In 2011 – 2013, asthma emergency department visit rates for Dakota, Hennepin, and Ramsey Counties increased, while Washington County and Scott County rates decreased.
- St. Croix County has a lower asthma emergency department visit rate than Wisconsin.

**Asthma**  
Emergency Department Visits 2011-2013  
Age-Adjusted Rate (per 10,000)



Source: Minnesota Public Health Data Access, Minnesota Environmental Public Health Tracking Program, Minnesota Department of Health, <https://apps.health.state.mn.us/mndata/asthma>; data accessed August 20, 2015

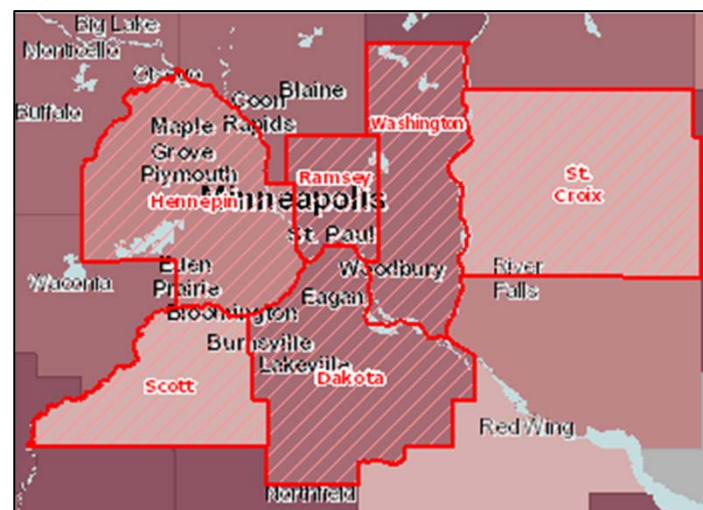
Notes: Emergency department data do not include data from federal and sovereign hospitals (e.g. Veteran's Administration; Indian Health Service) or data on Minnesota residents seen in facilities outside of Minnesota and North Dakota. Records with a missing county have been excluded from county counts, but are included in the state's count.

Source: 2011-2013 Wisconsin Emergency Department Visit Files, Office of Health Informatics, <https://www.dhs.wisconsin.gov/asthma/asthmaedvisits.pdf>; data accessed September 2, 2015

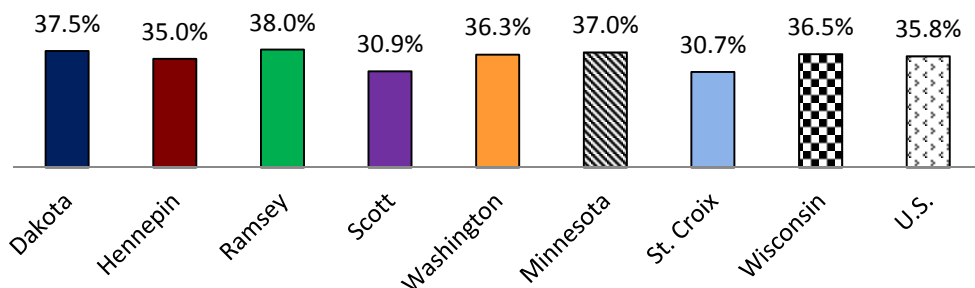
# Chronic Conditions: Adult

## Adult Overweight

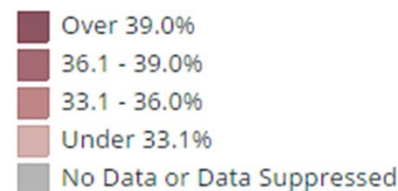
- In 2011 – 2012, both Minnesota and Wisconsin had higher percentages of overweight adults than the United States.
- Dakota, Ramsey, and Washington counties also had percentages higher than 2011-2012 national rates.
- Scott County (MN) and St. Croix (WI) have the lowest percentages of overweight adults out of the 7 counties served by HealthPartners.



**% Overweight Adults**  
2011-2012



**Overweight (BMI 25.0-29.9), Adults Age 18+, Percent by County, BRFSS 2011-12**



Source: Community Commons, HealthPartners Health Indicators Report, <http://assessment.communitycommons.org/CHNA/report?page=6&id=604>; data accessed August 31, 2015

Source: Definition: Adults with a BMI of 25 to 29.9 are considered overweight, while individuals with a BMI of 30 or more are considered obese. Calculated by height and weight variables.

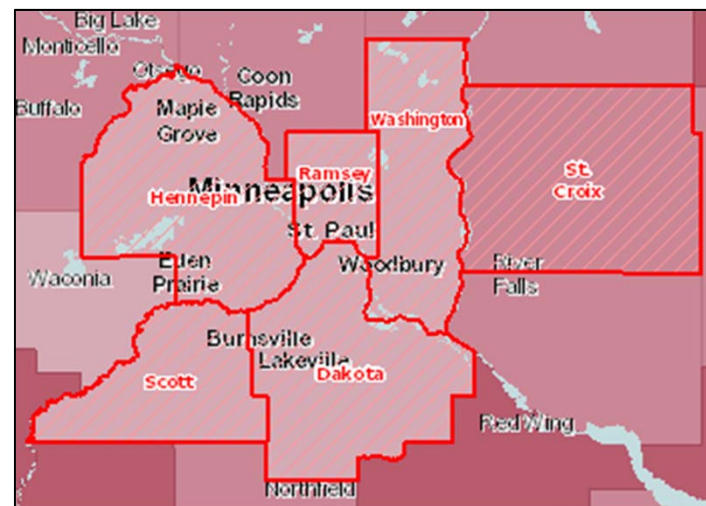
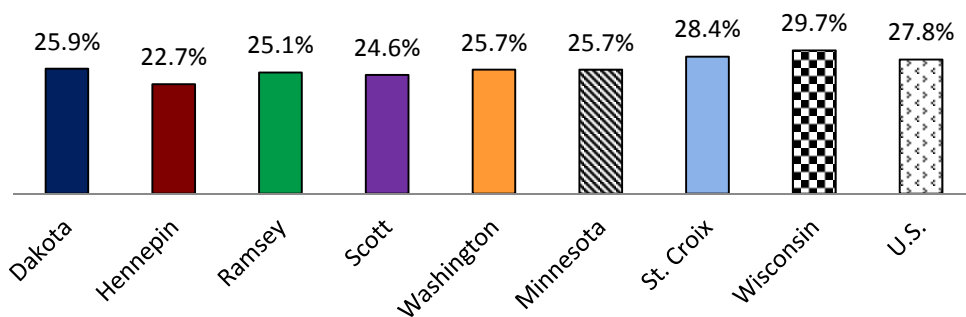
Westfields Hospital & Clinic Community Health Needs Assessment  
Community Hospital Consulting

# Chronic Conditions: Adult

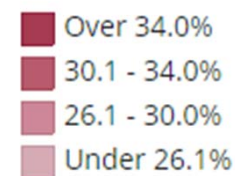
## Adult Obesity

- In 2012, Wisconsin had a higher percentage of obese adults than the United States, while Minnesota had a lower percentage.
- St. Croix County (WI) also had a higher percentage than 2012 national rates and all of the Minnesota counties served by the HealthPartners hospital system.
- Hennepin County (MN) had the lowest percentage of obese adults in 2012.

**% Obese Adults  
2012**



**Obese (BMI ≥ 30, Adults Age 20+, Percent by County, CDC NCCDPHP 2012**



Source: Trust for America's Health and Robert Wood Johnson Foundation. <http://stateofobesity.org/files/stateofobesity2014.pdf>; data accessed August 31, 2015

Source: United Health Foundation, America's Health Rankings, <http://www.americashealthrankings.org/ALL/Obesity>; data accessed September 3, 2015

Source: Centers for Disease Control and Prevention, County Data Indicators, [http://www.cdc.gov/diabetes/atlas/countydata/County\\_ListofIndicators.html](http://www.cdc.gov/diabetes/atlas/countydata/County_ListofIndicators.html); data accessed August 31, 2015

Source: Community Commons, BRFSS 2011-2012 Adult Obesity Data, <http://assessment.communitycommons.org/CHNA/report?page=6&id=604>; data accessed September 1, 2015

Source: Definition: Adults with a BMI of 25 to 29.9 are considered overweight. while individuals with a BMI of 30 or more are considered obese. Calculated by height and weight variables.

Westfields Hospital & Clinic Community Health Needs Assessment

Community Hospital Consulting




# Chronic Conditions: Adult

## Adult Obesity Trends

### Adult Obesity Trends

Percent of Population  
2008, 2009, 2010, 2011, 2012



Note: Directional trends to show general increases or decreases in obesity rates from 2008 – 2012. Red dot is highest rate, green dot is lowest rate

Source: Trust for America's Health and Robert Wood Johnson Foundation. <http://stateofobesity.org/files/stateofobesity2014.pdf>; data accessed August 31, 2015

Source: Centers for Disease Control and Prevention, County Data Indicators, [http://www.cdc.gov/diabetes/atlas/countydata/County\\_ListofIndicators.html](http://www.cdc.gov/diabetes/atlas/countydata/County_ListofIndicators.html); data accessed August 31, 2015

Source: Community Commons, BRFSS 2011-2012 Adult Obesity Data, <http://assessment.communitycommons.org/CHNA/report?page=6&id=604>; data accessed September 1, 2015

Source: Definition: Adults with a BMI of 25 to 29.9 are considered overweight, while individuals with a BMI of 30 or more are considered obese. Calculated by height and weight variables.

Westfields Hospital & Clinic Community Health Needs Assessment  
Community Hospital Consulting



# Chronic Conditions: Youth

## Youth Overweight / Obesity

### Overweight

#### Minnesota.....

- In Minnesota, there is a higher percentage of overweight 9<sup>th</sup> grade males than overweight 9<sup>th</sup> grade females (Minnesota Student Survey, 2013).
- Hennepin, Ramsey, and Scott counties have the highest rates of overweight 9<sup>th</sup> grade males, while Dakota County has the lowest percentage (Minnesota Student Survey, 2013).
- Ramsey County has the highest rate of overweight 9<sup>th</sup> grade females, and is also higher than the state percentage (Minnesota Student Survey, 2013).
- Dakota and Hennepin Counties have the lowest percentage of overweight 9<sup>th</sup> grade females (Minnesota Student Survey, 2013).

#### Wisconsin.....

- In 2013, the percent of students in grades 9 – 12 who were overweight was 13.0% in Wisconsin, as compared to 16.6% of U.S. adolescents. This percentage has generally decreased in Wisconsin since 2009, with a slight increase in 2011 (Center for Disease Control and Prevention).

### Obese

#### Minnesota.....

- In Minnesota and across all of its counties served by HealthPartners, there is a significantly higher percentage of obese 9<sup>th</sup> grade males than obese 9<sup>th</sup> grade females (Minnesota Student Survey, 2013).
- Ramsey County has the highest rate of obese 9<sup>th</sup> grade males, and is also higher than the state percentage (Minnesota Student Survey, 2013).
- Scott and Washington counties have the lowest rates of obese 9<sup>th</sup> grade females (Minnesota Student Survey, 2013).

#### Wisconsin.....

- In 2013, the percent of students in grades 9 – 12 who were obese in Wisconsin was 11.6%, as compared to 13.7% of U.S. adolescents. This percentage has generally increased for both Wisconsin and the U.S. since 2009 (Center for Disease Control and Prevention).

Source: Minnesota Center for Health Statistics, Minnesota Student Survey 2013, [www.health.state.mn.us/divs/chs/mss/](http://www.health.state.mn.us/divs/chs/mss/); data accessed June 10, 2015

Source: Centers for Disease Control and Prevention, Data, Maps and Trends, <http://www.cdc.gov/obesity/data/databases.html>; data accessed September 8, 2015

Source Definition: Overweight is defined as body mass index (BMI)-for-age and sex  $\geq$  85th percentile but  $<$  95th percentile based on the 2000 CDC growth chart; BMI was calculated from self-reported weight and height (weight [kg]/ height [m<sup>2</sup>]).

Source Definition: Obese is defined as body mass index (BMI)-for-age and sex  $\geq$  95th percentile based on the 2000 CDC growth chart; BMI was calculated from self-reported weight and height (weight [kg]/ height [m<sup>2</sup>]).

# Health Behaviors

## Exercise and Physical Activity

### Adult

#### Minnesota .....

- The majority of residents in the Minnesota counties served by the HealthPartners participated in some physical activities or exercises other than their regular jobs.
- In 2013, 76.5% of Minnesota residents reported that they participated in physical activity within the past month, as compared to 74.7% of U.S. residents.
- Males in Dakota County had the highest rate of reported participation in physical activity (90.9%), as compared to females in Dakota County who had the lowest rate (85.7%).

*Source: 2010 Metro Adult Health Survey & SHAPE Survey*

#### Wisconsin.....

- In 2011, 19% of St. Croix County residents were physically inactive, as compared to 23% of Wisconsin residents (St. Croix Community Health Needs Assessment and Implementation Plan).
- In 2009 – 2011, the percent of adults in Wisconsin who usually biked or walked to work in the last week was 4.0%, compared to 3.4% of U.S. adults. In addition, in 2013, 76.2% of Wisconsin residents reported that they participated in physical activity within the past month, as compared to 74.7% of U.S. residents (Center for Disease Control).

### Youth

#### Minnesota .....

- Overall, in each county and the state, male 11<sup>th</sup> grade students compared to female 11<sup>th</sup> grade students were physically active for 60 minutes or more on a greater number of days (4-7 days compared to 0-3 days) (Minnesota Student Survey, 2013).

#### Wisconsin.....

- In St. Croix, 25.6% of high school students have 3 or more hours of screen time on an average school day.
  - Significantly more male high school students (31.2%) reported using computers for non-school related activities than females (18.1%) in St. Croix County
  - In St. Croix, 60.4% of male students and 48.8% of female students participated in physical activities for a total of at least 60 minutes per day on five or more of the 7 days before the survey
- Source: St. Croix Community Health Needs Assessment and Implementation Plan*
- In 2013, the percent of students in grades 9 – 12 who achieved 1 hour or more of moderate-and/or vigorous-intensity physical activity daily in Wisconsin was 24.0%, as compared to 27.1% of U.S. adolescents (Center for Disease Control).



# Health Behaviors

## Nutrition

### Adult

#### Minnesota.....

- The majority of individuals in the participating counties consume at least 3 - 4 servings of vegetables per day.
- Dakota County has the highest percent (40.8%) of individuals who consume adequate servings of fruits and vegetables per day (5+ servings), while Washington County has the lowest (37%).
- The majority of adults in Ramsey, Dakota, Scott, and Washington counties do not consume any soda or pop during the day.
- Ramsey County had the highest percent of residents who consume 1 – 2 glasses of soda or pop per day (23%), while Dakota had the lowest (17%).

*Source: 2010 Metro Adult Health Survey & SHAPE Survey*

#### Wisconsin.....

- In St. Croix, 79.6% of residents reported consuming insufficient fruit and vegetable intake in 2012, as compared to the Wisconsin average of 77.2%.

*St. Croix Community Health Needs Assessment and Implementation Plan*

- In 2005 – 2009, 78.8% of the St. Croix adult population reported inadequate fruit and vegetable consumption, compared to 76.9% of the Wisconsin and 75.7% of the U.S.
- In 2014, estimated expenditures for carbonated beverages as a percent of total household expenditures were 4.5% for Wisconsin households and 4.0% for overall U.S. households.

*Source: Community Commons*

### Youth

#### Minnesota.....

- Overall, in each county and the state, a slightly higher percentage of male 9th grade students (between 7% and 10%), compared to female 9th grade students (between 5% and 7%), did not eat any fruit during the 7 days prior.
- Overall, in each county and the state, a slightly higher percent of male 11th grade students, compared to female 11th grade students, drank at least one soda during the day prior.
- In Dakota County, 50% of 11<sup>th</sup> grade male students drank at least 1 soda during the prior day, compared to 35% of females.
- More than half of male 11<sup>th</sup> grade students in Minnesota, compared to less than 40% of female 11<sup>th</sup> grade students, drank at least one pop or soda during the day prior.

*Source: 2013 Minnesota Student Survey*

#### Wisconsin.....

- In 2013, the median intake of fruits and vegetables (times per day) for both Wisconsin and U.S. adolescents was 1.0 for fruits and 1.3 for vegetables.
- In 2013, the percent of students in grades 9 – 12 who drank regular soda/pop at least one time per day was 19.6% in Wisconsin, as compared to 27.0% in the U.S. This percentage has steadily declined in Wisconsin since 2007.

*Source: Center for Disease Control*



# Health Behaviors

## Binge Drinking

### Adult

#### Minnesota.....

- Scott County had the highest rate of **binge drinking** (32%) for males, which is higher than both the Minnesota rate and the U.S. average for males (2010 Metro Adult Health Survey SHAPE Survey).
- In 2012, the overall prevalence of **binge drinking** in Minnesota was 29% (Center for Disease Control).
- The national average for **binge drinking** in 2012 was 12.4% for females, and 24.5% for males (Institute for Health Metrics and Evaluation).

#### Wisconsin.....

- In 2011, 28% of St. Croix County residents responding to the survey participated in **binge drinking** in the last 30 days before the survey, as compared to 23% of Wisconsin (St. Croix County Community Health Needs Assessment and Improvement Plan).

### Youth

#### Minnesota.....

- 14% of female 9<sup>th</sup> grade students in Scott County reported living in a **household with someone who drinks too much alcohol**, compared to 11% or less in other counties and the state.
- Overall, a higher percentage of female 9<sup>th</sup> grade students (between 10% and 14%), compared to male 9<sup>th</sup> grade students (between 8% and 11%), report **living with someone who drinks too much alcohol**.

*Source: 2013 Minnesota Student Survey*

#### Wisconsin.....

- In St. Croix, 29% of high school students reported **having consumed alcohol** during the last 30 days.
- 16.2% of St. Croix high school students **reported binge drinking** during the past 30 days before the survey.

*Source: St. Croix County Community Health Needs Assessment and Improvement Plan*





# Health Behaviors

## Smoking

### Adult

#### Minnesota.....

- In 2010, 14.5% of females and 17.7% of males in Minnesota were **current smokers** (Minnesota Adult Tobacco Survey).
- In 2010, Dakota County had the highest rate of **female everyday smokers** (27.0%), compared to Scott County, which had the lowest (24.1%). In addition, in 2010, Washington County had the highest rate of **male everyday smokers** (21.4%), while Scott County had the lowest (12.4%) (2010 Metro Adult Health Survey).

#### Wisconsin.....

- 21% of St. Croix County and Wisconsin adult residents report that they **currently smoke** in 2010 (Institute for Health Metrics and Evaluation).
- The national average of **smoking prevalence** in 2012 was 22.2% for males, 17.9% for females, and 20% for both sexes (Center for Disease Control).
- More than 915,000 Wisconsinites still **smoke cigarettes** (St. Croix County Community Health Needs Assessment and Improvement Plan).

### Youth

#### Minnesota.....

- 29% of Washington County 11<sup>th</sup> grade **males reported using any tobacco products** during the past 30 days, as compared to 9% of female 11<sup>th</sup> grade students in Hennepin County.
- 33% of Scott County 11<sup>th</sup> grade females believe that most students in their school **use tobacco** (cigarettes, chew) daily, as compared to 20% of 11<sup>th</sup> grade males in Hennepin County.

*Source: 2013 Minnesota Student Survey*

#### Wisconsin.....

- 29.9% of high school student participants in St. Croix reported having **tried cigarettes**, as compared to 12.9% of students who reported having **smoked cigarettes** during the past 30 days before the survey.
- 6,900 Wisconsin adolescents become **new smokers** each year.

*Source: St. Croix County Community Health Needs Assessment and Improvement Plan*



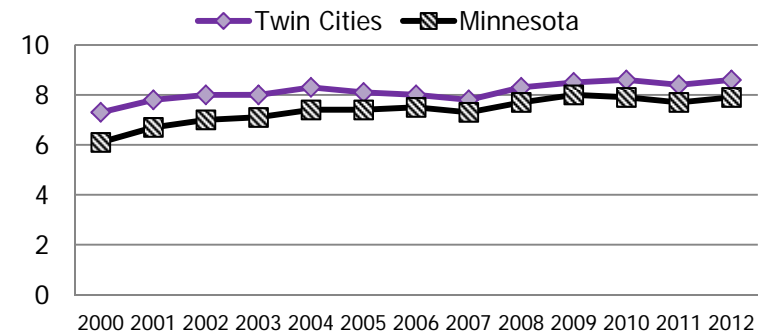
# Mental Health

- Across all Minnesota counties and the state, 9<sup>th</sup> grade females reported higher rates of being **harassed or bullied** once or twice for their weight or physical appearance as compared to males.
- In Minnesota, a higher percentage of female 9<sup>th</sup> graders, compared to male 9<sup>th</sup> graders, report having a long-term mental health, behavioral health or emotional problem. Dakota County has the highest percent in the study area.
- In St. Croix, 43.2% of high school students agreed that **harassment and bullying is a problem** at their school.
- Scott County has the most significant **ratio of residents to mental health providers** out of the Minnesota Counties.
- St. Croix County is nearly double the **ratio of residents to mental health providers** in comparison to Wisconsin.

**Ratio of Population to Mental Health Providers, 2014**

Dakota	Hennepin	Ramsey	Scott	Wash.	Minnesota	St. Croix	Wisconsin
807 : 1	332 : 1	298 : 1	1,345 : 1	544 : 1	529 : 1	1,011 : 1	632 : 1

**Rate of Psychiatric Hospital Admissions Per 1,000, 14+, 2000 - 2012**



**Rate of Psychiatric Hospital Admissions 2012 County Ranking (1=best), Per 1,000, 14+**

County	Rank	Rate
Scott County	36	5.5
Washington County	50	6.3
Dakota County	61	7.4
Hennepin County	75	8.9
Ramsey County	85	11.2

*Note: See detailed sourcing information for health behaviors in the summary of data sources section*

# Mental Health

## Alcohol-Related Crashes

**Motor Vehicle Crashes by County and State**  
2012

Type of Motor Vehicle Crash	Dakota County (MN)		Hennepin County (MN)		Ramsey County (MN)		Scott County (MN)		Washington County (MN)		Minnesota		St. Croix County (WI)		Wisconsin	
	Persons Injured	Persons Killed	Persons Injured	Persons Killed	Persons Injured	Persons Killed	Persons Injured	Persons Killed	Persons Injured	Persons Killed	Persons Injured	Persons Killed	Persons Injured	Persons Killed	Persons Injured	Persons Killed
All Crashes	1,877	19	8,205	33	3,363	19	554	4	1,062	8	29,314	395	429	13	39,370	601
<b>Alcohol-Related</b>	<b>128</b>	<b>3</b>	<b>613</b>	<b>5</b>	<b>261</b>	<b>0</b>	<b>50</b>	<b>1</b>	<b>76</b>	<b>5</b>	<b>2,644</b>	<b>104</b>	<b>36</b>	<b>2</b>	<b>2,907</b>	<b>223</b>
% Alcohol-Related	6.8%	15.8%	7.5%	15.2%	7.8%	0.0%	<b>9.0%</b>	25.0%	7.2%	<b>62.5%</b>	9.0%	26.3%	<b>8.4%</b>	15.4%	7.4%	37.1%

- Hennepin County had the highest number of persons injured in alcohol-related motor vehicle crashes in 2012.
- Both Hennepin County and Washington County had the highest rates of persons killed in alcohol-related motor vehicle crashes in 2012 as compared to the 5 counties served by the HealthPartners hospital system in Minnesota.
- Scott County had the highest percentage of persons injured in alcohol-related motor vehicle crashes, while Washington County had the highest percentage of persons killed in alcohol-related motor vehicle crashes.
- The percentage of Persons Injured in St. Croix County during 2012 is higher than that of Wisconsin, as well as Washington, Ramsey, Hennepin, and Dakota counties in Minnesota.
- The number of persons both injured and killed in 2012 alcohol-related motor vehicle crashes in Wisconsin is significantly higher than those in Minnesota.



Source: Minnesota Department of Public Safety, Minnesota Impaired Driving Facts 2012, <https://dps.mn.gov/divisions/ots/educational-materials/Documents/IMPAIRED-DRIVING-FACTS-2012.pdf>; data accessed September 2, 2015

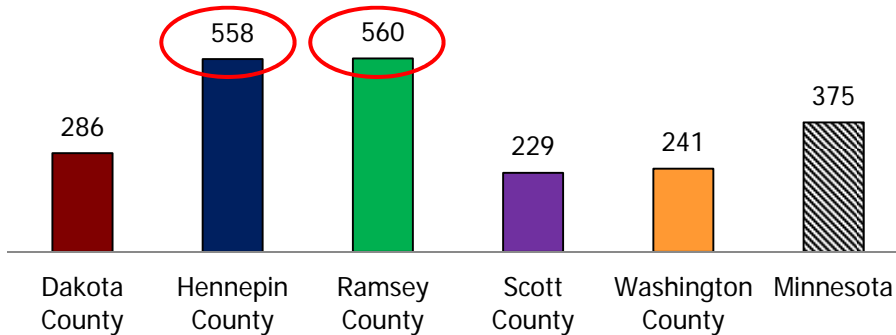
Source: Wisconsin Department of Health Services, Division of Public Health, Office of Health Informatics, Health Analytics Section. Public Health Profiles, Wisconsin 2012 (P-45358-12). August 2014; data accessed September 1, 2015

# Communicable Diseases

- From 2008 – 2012, communicable disease rates increased in Dakota, Hennepin, and Ramsey Counties as well as the state of Minnesota, while rates of communicable diseases in Scott and Washington Counties decreased.

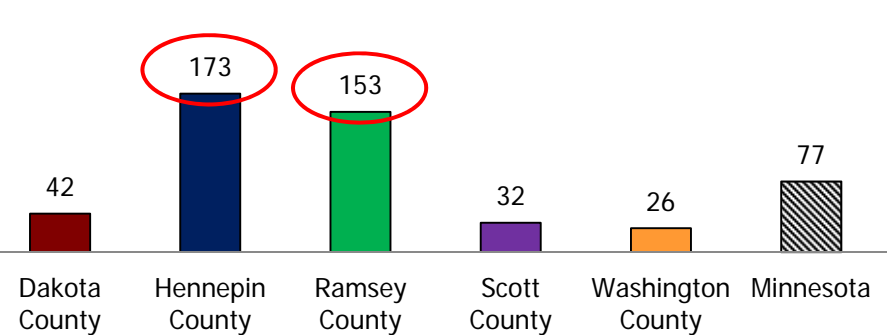
## Minnesota Chlamydia Rates

Per 100,000, 2014



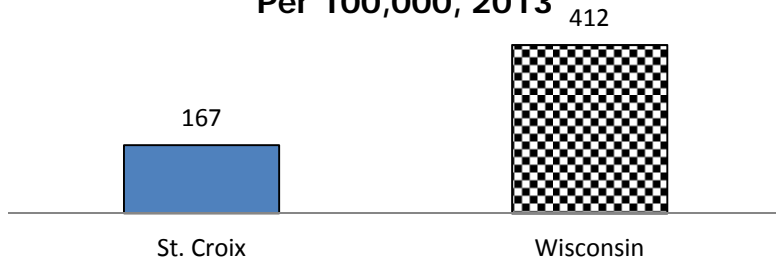
## Minnesota Gonorrhea Rates

Per 100,000, 2014



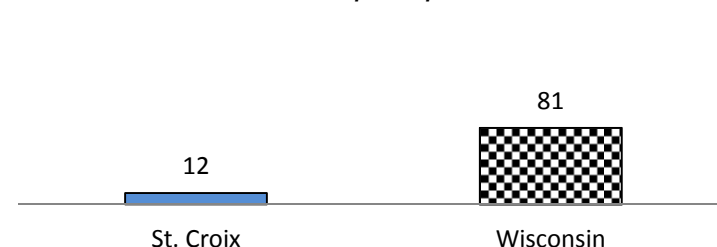
## Wisconsin Chlamydia Rates

Per 100,000, 2013



## Wisconsin Gonorrhea Rates

Per 100,000, 2013




Source: Minnesota Department of Health, STD Surveillance Statistics, Minnesota, Annual Summary of Reportable STDs in Minnesota - 2014, [www.health.state.mn.us/divs/idepc/dtopics/stds/stats/index.html](http://www.health.state.mn.us/divs/idepc/dtopics/stds/stats/index.html); data accessed August 18, 2015

Source: Wisconsin Department of Health Services, Wisconsin County 2013 Profiles – Summary Data, <https://www.dhs.wisconsin.gov/std/2013datamap.htm>; data accessed September 1, 2015

Notes: Data exclude cases diagnosed in federal or private correctional facilities. U.S. Census 2010 data is used to calculate rates. County data missing for 988 chlamydia cases and 151 gonorrhea cases (due to missing residence).

# Communicable Diseases Trends

## Communicable Diseases: Chlamydia and Gonorrhea Rates per 100,000 (2008, 2009, 2010, 2011, 2012)



*Note: Directional trends to show general increases or decreases in communicable disease rates from 2008 – 2012. Red dot is highest rate, green dot is lowest rate.*

Source: Minnesota Department of Health, STD Surveillance Statistics, Minnesota, Annual Summary of Reportable STDs in Minnesota - 2014, [www.health.state.mn.us/divs/idepc/dtopics/stds/stats/index.html](http://www.health.state.mn.us/divs/idepc/dtopics/stds/stats/index.html); data accessed August 18, 2015

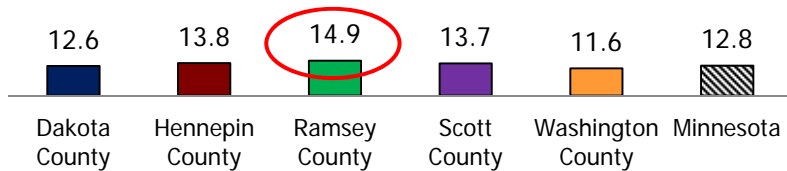
Source: Wisconsin Department of Health Services, Sexually Transmitted Diseases (STDs) – Wisconsin County 2012 Profiles, <https://www.dhs.wisconsin.gov/std/2012datamap.htm>; data accessed September 2, 2015

Notes: Data exclude cases diagnosed in federal or private correctional facilities. U.S. Census 2010 data is used to calculate rates. County data missing for 988 chlamydia cases and 151 gonorrhea cases (due to missing residence).

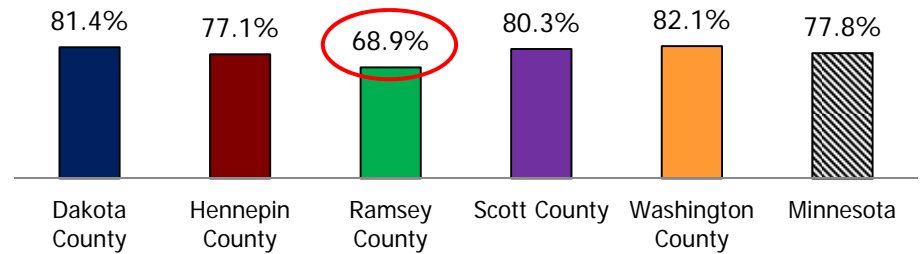
# Nativity (Minnesota)

## Birth Rates / Preterm and Low Birth Weight Births

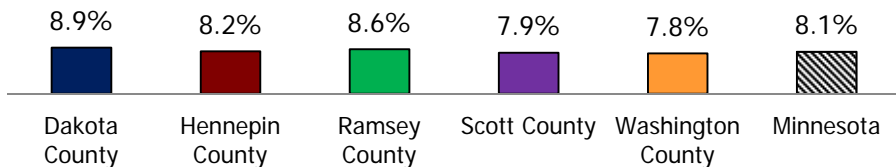
**Birth Rates**  
Per 1,000 Population, 2013



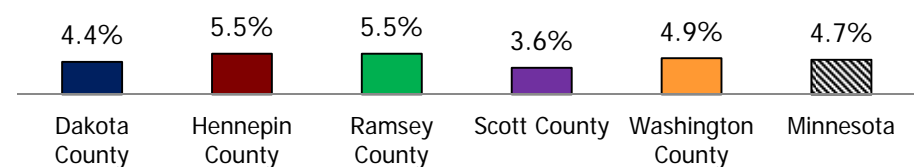
**% Received Adequate or Better Prenatal Care**  
Care Began in 1st Trimester, with Adequate Number of Visits, 2013



**% Preterm Births**  
2013



**% Low Birth Weight Births**  
2013



Preterm Births: Live births of babies who are less than 37 weeks gestation at birth.

Low Birth Weight Births: Live births who are less than 2500 grams at birth.

Adequate or Better: Prenatal care started in the 1st trimester and the woman had an adequate number of visits.

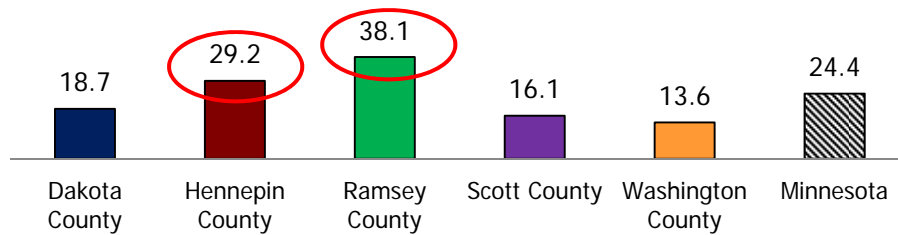
Source: Minnesota Department of Health, Center for Health Statistics, [www.health.state.mn.us/divs/chs/countytables/](http://www.health.state.mn.us/divs/chs/countytables/); data accessed June 1, 2015

Source: Wisconsin Department of Health Services, WISH, <https://www.dhs.wisconsin.gov/wish/lbw/form.htm>; data accessed September 1, 2015

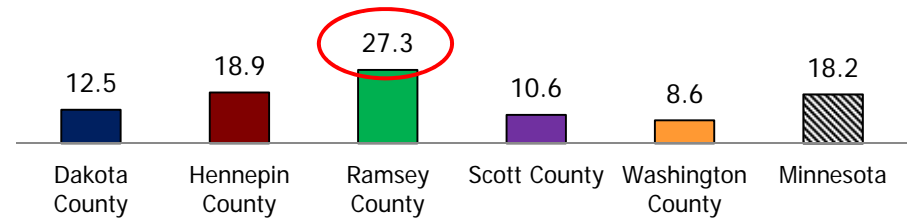
# Natality (Minnesota)

## Teen Births and Pregnancies

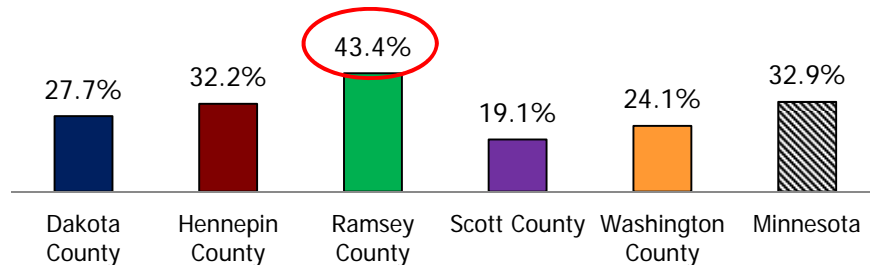
**Teen Pregnancy Rates**  
Ages 15-19, 2011-2013, Per 1,000 Female Pop.



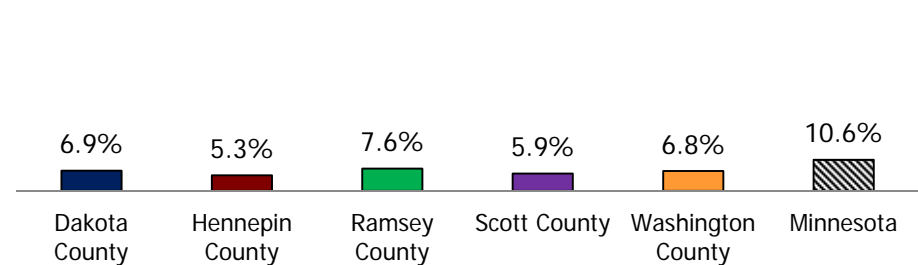
**Teen Birth Rates**  
Ages 15-19, 2011-2013, Per 1,000 Female Pop.



**% Births to Unmarried Mothers**  
2013



**% Smoked During Pregnancy**  
2013



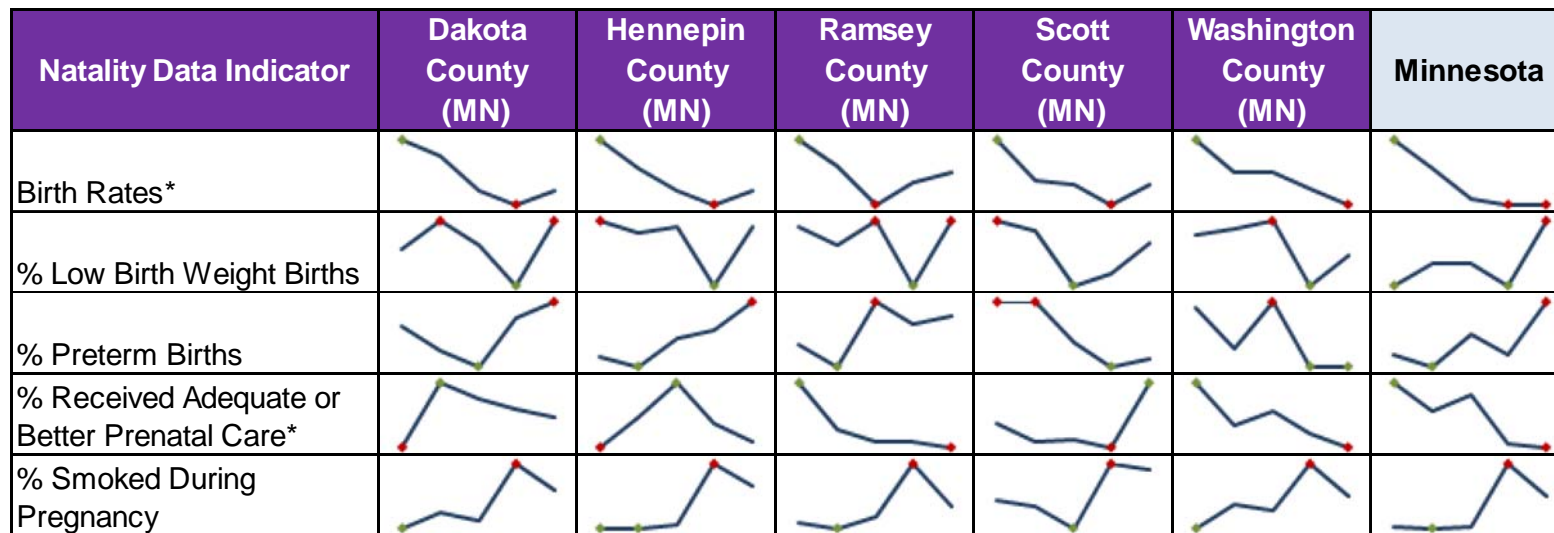
Source: Minnesota Department of Health, Center for Health Statistics, [www.health.state.mn.us/divs/chs/countytables/](http://www.health.state.mn.us/divs/chs/countytables/); data accessed June 1, 2015

Source: Wisconsin Department of Health Services, Births to Teens in Wisconsin 2013, <https://www.dhs.wisconsin.gov/stats/births/teenbirths2013.htm>; data accessed September 1, 2015

# Nativity Trends (Minnesota)

## Nativity Data Indicators

Percentages and Rates (2008, 2009, 2010, 2011, 2012)




Note: Directional trends to show general increases or decreases from 2008 – 2012. Red dot is highest rate, green dot is lowest rate.

\* % Received Adequate or Better Prenatal Care and Birth Rates - green dot is the highest rate and the red dot is the lowest rate.

## Nativity Data Indicators

Rates per 1,000 Female Population Ages 15 - 19  
2005-2007; 2008-2010; 2011-2013



Note: Directional trends to show general increases or decreases from 2005 – 2007; 2008 – 2010; 2011 – 2013. Red dot is highest rate, green dot is lowest rate.



# Natality (Wisconsin)

## Birth Rates / Low Birth Weight / Teen Births / Prenatal Care

**Birth Rates**  
Per 1,000 Population, 2013

■ St. Croix County ■ Wisconsin



**% Births to Mothers Who Received First-Trimester Prenatal Care**  
2013

■ St. Croix County ■ Wisconsin



**Teen Birth Rates**  
Ages 15-19, 2011-2013, per 1,000 Females

■ St. Croix County ■ Wisconsin



**% Low Birth Weight Births**  
2013

■ St. Croix County ■ Wisconsin



Source: Wisconsin Dept. of Health Services, Division of Public Health, Office of Health Informatics. Wisconsin Interactive Statistics on Health (WISH) data query system, <http://dhs.wisconsin.gov/wish/>, Prenatal Care Module, accessed 9/2/2015

Source: Wisconsin Dept. of Health Services, Division of Public Health, Office of Health Informatics. Wisconsin Interactive Statistics on Health (WISH) data query system, <http://dhs.wisconsin.gov/wish/>, Low Birthweight Module, accessed 9/2/2015 (note: defined as less than 2,500 grams)

Source: Wisconsin Dept. of Health Services, Division of Public Health, Office of Health Informatics. Wisconsin Interactive Statistics on Health (WISH) data query system, <http://dhs.wisconsin.gov/wish/>, Fertility Module, accessed 9/2/2015

Source: Wisconsin Dept. of Health Services, Division of Public Health, Office of Health Informatics. Wisconsin Interactive Statistics on Health (WISH) data query system, <http://dhs.wisconsin.gov/wish/>, Teen Births - Teen Birth Rates Module, accessed 9/2/2015

# Nativity Trends (Wisconsin)

- Overall, birth rates for St. Croix County and Wisconsin declined between 2009 – 2013.
- Teen birth rates overall decreased in St. Croix County between 2009 – 2013, while Wisconsin teen birth rates significantly decreased.
- The percent of births to mothers who received first-trimester prenatal care has decreased in both St. Croix County and Wisconsin.
- While the percentage of low birthweight births in Wisconsin has slightly decreased, percentages in St. Croix County have increased.

## Nativity Data Indicators

Percentages and Rates (2009, 2010, 2011, 2012, 2013)

Nativity Data Indicator	St. Croix County (WI)	Wisconsin
Birth Rates*		
Teen Birth Rate		
% Births to Mothers Who Received First-Trimester Prenatal Care*		
% Low Birthweight Births		

Note: Directional trends to show general increases or decreases from 2009 – 2013. Red dot is highest rate, green dot is lowest rate.

\* % Births to Mothers Who Received First-Trimester Prenatal Care and Birth Rates - green dot is the highest rate and the red dot is the lowest rate.

Source: Wisconsin Dept. of Health Services, Division of Public Health, Office of Health Informatics. Wisconsin Interactive Statistics on Health (WISH) data query system, <http://dhs.wisconsin.gov/wish/>, Prenatal Care Module, accessed 9/2/2015

Source: Wisconsin Dept. of Health Services, Division of Public Health, Office of Health Informatics. Wisconsin Interactive Statistics on Health (WISH) data query system, <http://dhs.wisconsin.gov/wish/>, Low Birthweight Module, accessed 9/2/2015 (note: defined as less than 2,500 grams)

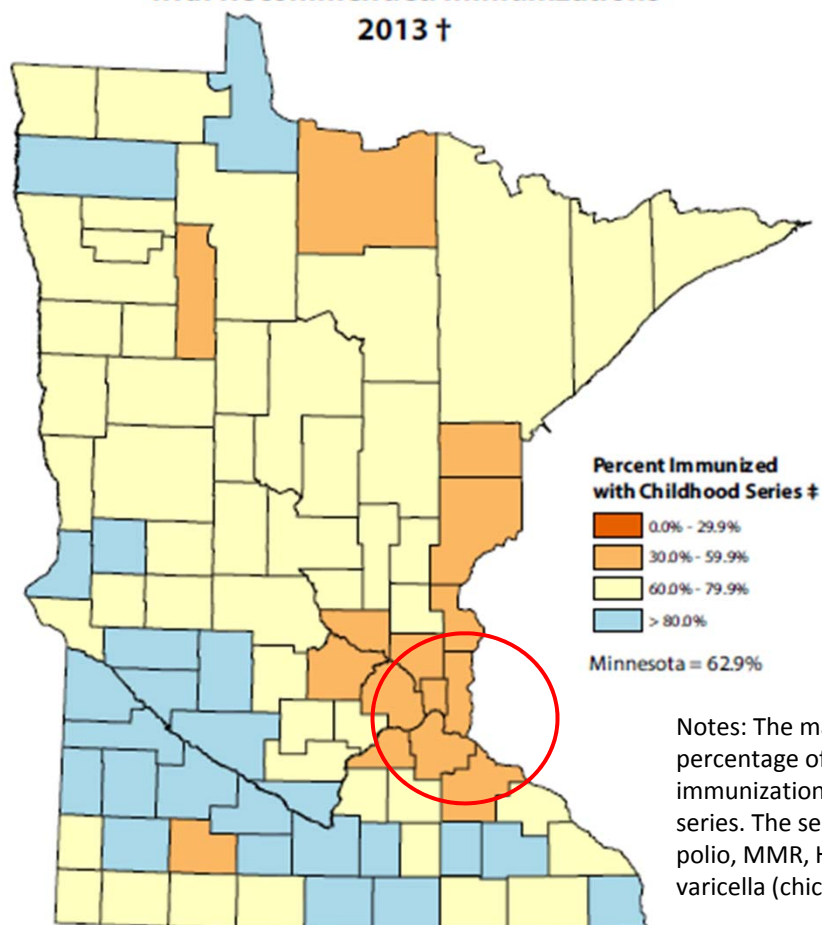
Source: Wisconsin Dept. of Health Services, Division of Public Health, Office of Health Informatics. Wisconsin Interactive Statistics on Health (WISH) data query system, <http://dhs.wisconsin.gov/wish/>, Fertility Module, accessed 9/2/2015

Source: Wisconsin Dept. of Health Services, Division of Public Health, Office of Health Informatics. Wisconsin Interactive Statistics on Health (WISH) data query system, <http://dhs.wisconsin.gov/wish/>, Teen Births - Teen Birth Rates Module, accessed 9/2/2015

# Prevention (Minnesota)

## Childhood Immunizations

**Childhood Immunizations: Percent of Children 24-35 Months with Recommended Immunizations**  
2013 †



- Between 30% and 59.9% of children ages 24-35 months in the 5 Minnesota counties served by HealthPartners' hospitals have their recommended immunizations, compared to approximately 63% of children in the state.
- Overall, 2010 – 2012 rates of childhood immunizations steadily increased in all counties as well as the state of Minnesota, with slight decreases from 2012 – 2013.

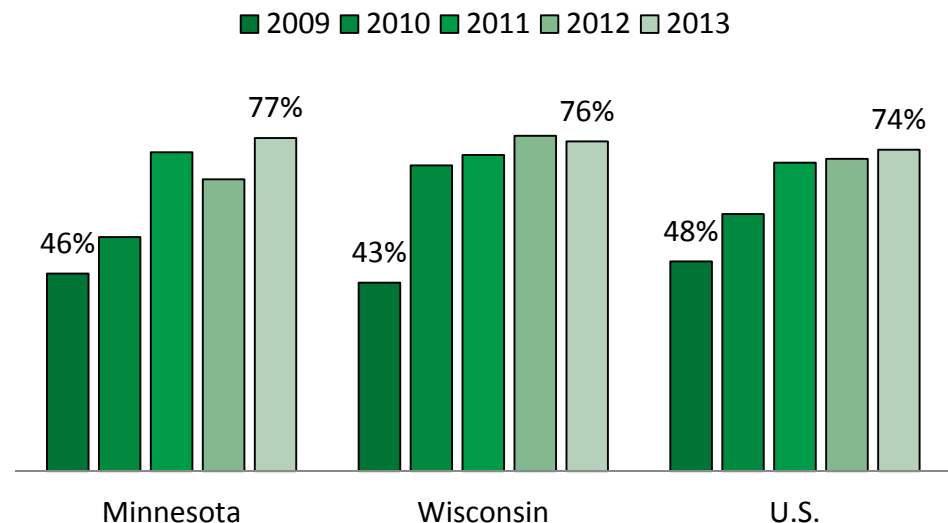


# Prevention

## Childhood Immunizations

- Between 2009 – 2013, the percent of 24 month old children who were immunized increased in Minnesota, Wisconsin, and the United States.
- In 2013, Minnesota had the highest percent of 24 month olds who were immunized, as compared to Wisconsin and the United States.

**24 Month Olds Who Were Immunized  
2009 - 2013**



Source: Kids Count Data Center, 2 Year Olds Who Were Immunized 2009 – 2013, <http://datacenter.kidscount.org/data/Tables/8001-2-year-olds-who-were-immunized?loc=1&loct=2#detailed/2/2-52/false/36,868,867,133,38/any/15387>; data accessed September 3, 2015

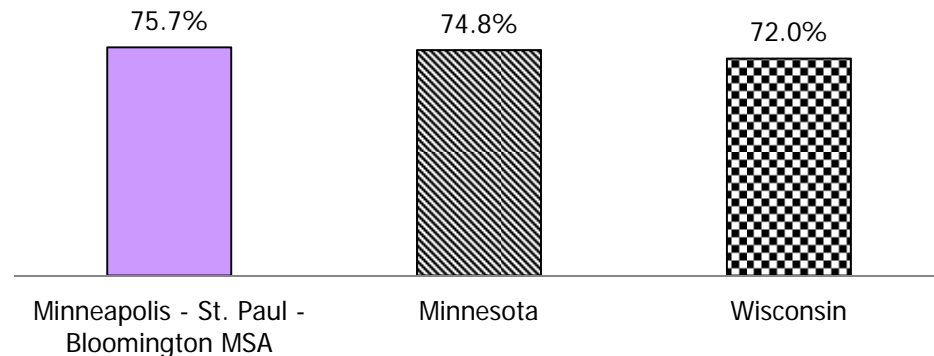
Definitions: 4:3:1:3:3:1 immunization coverage. Depending on the brand of vaccine used, a child would either get 3 doses of Hib plus a booster, or 2 doses of Hib plus a booster; at the state-level, the CDC no longer reports Hib simply as 3 or more doses but instead specifies that the “full series” was received.

Between December 2007 and September 2009 there was a shortage of the Hib vaccination which lead to a temporary suspension of the booster shot for most children in the U.S. This explains the dip in full-coverage in 2009 and 2010, which rebounded by 2011.

# Oral Health

- Approximately 75.7% of respondents in the Minneapolis – St. Paul – Bloomington MSA visited the dentist or dental clinic within the past year for any reason, compared to 74.8% in Minnesota and 72.0% in Wisconsin.
- In 2012, 67.2% of U.S. adults reported visiting the dentist or dental clinic within the past year for any reason.

**Oral Health**  
Visited the Dentist or Dental Clinic within the Past Year for any Reason  
2012, Ages 18 and Older



Source: Centers for Disease Control and Prevention, SMART Behavioral Risk Factor Surveillance System Survey Data, [apps.nccd.cdc.gov/BRFSS-SMART/](https://apps.nccd.cdc.gov/BRFSS-SMART/); data accessed June 10, 2015

Note: The following counties are represented in the Minneapolis - St. Paul - Bloomington, MN - WI Metropolitan Statistical Area: Anoka County, MN; Carver County, MN; Chisago County, MN; Dakota County, MN; Hennepin County, MN; Isanti County, MN; Le Sueur County, MN; Mille Lacs County, MN; Pierce County, WI; Ramsey County, MN; Scott County, MN; Sherburne County, MN; Sibley County, MN; St. Croix County, WI; Washington County, MN; Wright County, MN



# Health Insurance Access

## Uninsured Trends

Percentages of State and National Populations  
2009, 2010, 2011, 2012, 2013



*Note: Directional trends to show general increases or decreases 2009 - 2013. Red dot is highest rate, green dot is lowest rate.*

- In 2013, Ramsey County had the highest rate of uninsured residents under age 65, while Washington County had the lowest rate.
- According to the University of Minnesota State Health Access Data Assistance Center (SHADAC), uninsured rates in both Minnesota and Wisconsin have steadily declined since 2010.

## Residents Under Age 65 Without Health Insurance 2013

County	% Uninsured
Dakota County	7.7%
Hennepin County	10.2%
Ramsey County	11.8%
Scott County	7.7%
Washington County	6.3%
<b>Minnesota</b>	<b>9.5%</b>
St. Croix	7.0%
<b>Wisconsin</b>	<b>10.6%</b>
<b>United States</b>	<b>16.6%</b>

Source: U.S. Census Bureau, Small Area Health Insurance Estimates (SAHIE) Program, <http://www.mncompass.org/health/health-care-coverage#7-7468-g>; data accessed September 1, 2015

Source: University of Minnesota State Health Access Data Assistance Center, Maps and Charts, <http://datacenter.shadac.org/map/236/coverage-type-total#1/77/458>; data accessed September 1, 2015

Source: MNSure, Quick Facts, <https://www.mnsure.org/learn-more/fact-sheets/quick-facts.jsp>; data accessed August 28, 2015

Westfields Hospital & Clinic Community Health Needs Assessment  
Community Hospital Consulting



# County Health Rankings (2015)

Category	Dakota County	Henn. County	Ramsey County	Scott County	Wash. County
<b>Health Outcomes</b>	<b>19</b>	<b>46</b>	<b>63</b>	<b>8</b>	<b>7</b>
Length of Life	8	32	52	3	4
Quality of Life	47	65	78	44	27
<b>Health Factors</b>	<b>6</b>	<b>28</b>	<b>58</b>	<b>5</b>	<b>3</b>
Health Behaviors	6	9	20	4	5
Clinical Care	13	9	22	23	2
Social and Economic Factors	14	65	76	1	2
Physical Environment	63	55	58	82	64

Category	St. Croix County
<b>Health Outcomes</b>	<b>9</b>
Length of Life	11
Quality of Life	10
<b>Health Factors</b>	<b>6</b>
Health Behaviors	8
Clinical Care	31
Social and Economic Factors	2
Physical Environment	57

- The **County Health Rankings** rank **87** counties in Minnesota (1 being the best ranking, 87 being the worst ranking).

- The **County Health Rankings** rank **72** counties in Wisconsin (1 being the best ranking, 72 being the worst ranking).

*Please note that various factors go into these rankings, and they are not an absolute judgment on the health status of the each community. The County Health Rankings should be used as only one piece of the overall assessment. Please visit the appendix for additional information about indicators involved in the rankings.*



# Findings from Current Research

---

A review of recently conducted Community Health Needs Assessments, including community input collected from persons with expert knowledge of public health in the community served by the hospital





# Background Information

HealthPartners, as a system of hospitals, clinics, and care providers, has an extensive reach into the communities it serves in numerous localities. Representatives from Westfields Hospital & Clinic, as well as staff from the larger HealthPartners system, serve on boards, coalitions and community collaborations to improve the health of residents in the community served by the hospital.

This section of the report serves to document the most key collaborations in St. Croix County, identifying participation in and results from efforts to collect input from persons who represent the following groups:

- State, local, tribal or regional governmental public health department (or equivalent department or agency) with knowledge, information, or expertise relevant to the health needs of the community
- Members of medically underserved, low-income and minority populations in the community, or individuals or organizations serving or representing the interests of such populations



# Overview

County	Report Name	Public Health Input	Underserved Groups
St. Croix County	St. Croix County Community Health Needs Assessment and Improvement Plan 2014-2016	<ul style="list-style-type: none"> <li>St. Croix County Public Health is an integral part of the Healthier Together collaborative, serving as one of five partners on the coalition.</li> </ul>	<ul style="list-style-type: none"> <li>Community Health Assessment and Group Evaluation (CHANGE) Assessment</li> <li>Transform Wisconsin Public Opinion Poll</li> <li>Community Health Needs Assessment (CHNA) Survey</li> </ul>
St. Croix and Washington Counties	PowerUp Family Community Survey	NA	<ul style="list-style-type: none"> <li>The Family Community Survey is targeted towards families with children under the age of 18</li> </ul>



# Areas of Concern by County

*\*Counties served by other HealthPartners hospitals are included for comparison purposes*

Area of Concern	Dakota	Henn.	Ram.	Scott	Wash.	Polk	St. Croix
Access to Health Care	x	x	x				
Affordable Housing	x						
Alcohol / Tobacco / Other Drugs	x				x	x	
Chronic Diseases / Conditions (Obesity, Heart Disease, etc.)	x	x		x	x	x	x
Lack of Physical Activity / Nutrition	x	x	x	x	x		x
Maternal and Child Health	x	x		x			
Mental Health / Social & Emotional Wellbeing (Example: Increasing community connectedness)	x	x	x	x	x	x	
Oral Health							x
Public Health Funding	x						
Social Determinants of Health (Income, Poverty, Transportation, etc.)	x	x	x				
Violence Prevention			x				

Source: Healthy People / Healthy Communities: 2013 Dakota County Community Health Needs Assessment; [www.co.dakota.mn.us/Government/publiccommittees/CHA/Pages/profiles.aspx](http://www.co.dakota.mn.us/Government/publiccommittees/CHA/Pages/profiles.aspx); data accessed July 11, 2015

2012-2015 Community Health Improvement Plan for Hennepin County Residents; [http://www.hennepin.us/~media/hennepinus/your-government/projects-initiatives/documents/Appendix%20%20MAPP%20Process\\_20131217.pdf](http://www.hennepin.us/~media/hennepinus/your-government/projects-initiatives/documents/Appendix%20%20MAPP%20Process_20131217.pdf); data accessed July 11, 2015

Scott County Community Health Improvement Plan 2015-2019; <http://www.co.scott.mn.us/HelpingPeopleHealth/PublicHealth/Pages/Community-Health-Improvement-Plan-2015-2019.aspx>; data accessed July 11, 2015

Ramsey County Community Health Improvement Plan 2014-2018; [www.co.ramsey.mn.us/ph/docs/CHIP\\_report\\_final\\_2014\\_2018.pdf](http://www.co.ramsey.mn.us/ph/docs/CHIP_report_final_2014_2018.pdf); data accessed July 11, 2015

Washington County Community Health Improvement Plan 2014; <http://www.co.washington.mn.us/documentcenter/view/5513>; data accessed July 11, 2015

Healthy Polk County 2020 Community Health Improvement Plan Version 2014-2016; <http://healthypolkcounty.com/healthy-polk-county-2020/>; data accessed July 11, 2015

St. Croix County Community Health Needs Assessment and Improvement Plan 2014-2016; <http://www.healthiertogetherstcroix.org/resources/>; data accessed July 11, 2015

# St. Croix & Washington County PowerUp/Family Community Survey

## Description of PowerUp and Family Community Survey

- PowerUp is an evidence-based, comprehensive approach to create community change through improving youth health in the St. Croix Valley over 10 years in partnership with schools, businesses, health care, civic groups, families, kids, and the entire community.
- The Family Community Survey is an online survey distributed at 2 year intervals over the course of the initiative that is targeted towards families with children under the age of 18 to gather data concerning awareness, attitudes and behaviors related to PowerUp.
- Two comparison groups are included in the study:
  - 2013: Stillwater, Mahtomedi, Somerset Areas
    - 1,825 surveys mailed, 273 responses (15% response rate)
  - 2014: Hudson, New Richmond Areas
    - 1,925 surveys mailed, 222 responses (13% response rate)

## What do parents need to help PowerUp their families? Top 5:

- Coupons/Price Discounts
- Physical Activity during the school day
- Access to free/low cost places to be physically active
- Physical Education in Schools
- Better foods and beverages served at community events



# St. Croix County

## St. Croix County Community Health Needs Assessment and Improvement Plan 2014-2016

### Methodology Summary:

Healthier Together – St. Croix County is a community collaboration working together to improve the health of residents in St. Croix County. The coalition is a partnership between:

- Baldwin Area Medical Center
- Hudson Hospital & Clinic
- River Falls Area Hospital
- Westfields Hospital & Clinic
- St. Croix County Public Health

The coalition engaged in a joint community health planning process that culminated in a Community Health Needs Assessment and Implementation Plan.

The first phase – “Data Collection” and “Community Input” – was conducted between July and December of 2013. This section summarizes those findings.

### Community Input – Required Groups:

1. State, local, tribal, or regional governmental public health department (or equivalent department or agency) with knowledge, information, or expertise relevant to the health needs of the community

• St. Croix County Public Health is an integral part of the Healthier Together collaborative, serving as one of five partners on the coalition.

2. Members of medically underserved, low-income, and minority populations in the community, or individuals or organizations serving or representing the interests of such populations

• Community Health Assessment and Group Evaluation (CHANGE) Assessment

• Transform Wisconsin Public Opinion Poll

• Community Health Needs Assessment (CHNA) Survey

### Hospital Involvement:

Hudson Hospital & Clinic and Westfields Hospital & Clinic are an integral part of the Healthier Together collaborative, serving as two of five partners on the coalition.



# St. Croix County

## St. Croix County Community Health Needs Assessment and Improvement Plan 2014-2016

### Health Data Findings:

#### Youth Risk Behavior Surveillance System (YRBSS):

- 43.2% of students said harassment / bullying is a problem at their school
- 12.6% of students have considered attempting suicide in the last 6 months
- 29.9% of students have tried cigarette smoking and 29% reported drinking alcohol during the last 30 days
- 21.3% have tried marijuana
- 36.1% reported ever having sexual intercourse
- 25.6% of students reported watching television 3 or more hours per day on an average school day

#### Additional Data Indicates:

- Poverty and food insecurity are concerns in St. Croix County
- Homelessness, domestic violence and lack of public transportation are issues facing families in St. Croix County
- Excessive alcohol consumption is one of Wisconsin's largest public health issues
- Leading causes of death are cancer and heart disease (2012)

### Community Input Findings:

#### Community Health Assessment and Group Evaluation (CHANGE) Assessment:

- Community-at-large sector: increased access to active living, access to healthy food options, and promotion of healthy eating, as well as breastfeeding awareness.
- Healthcare sector: improvements needed in a referral system to community-based resources for physical activity.
- School sector: need for environmental and policy changes for improved physical activity and nutrition opportunities in the school systems.

#### Transform Wisconsin Public Opinion Poll:

- At random, 300 St. Croix adults completed the survey.
- Results indicated that 82% of respondents believe that childhood obesity is a serious problem in Wisconsin (31% reported it as a "very serious" problem).
- Respondents almost unanimously agreed that promoting active schools and opening recreational facilities for public use are common-sense steps to promoting increased physical activity.

#### Community Health Needs Assessment (CHNA) Survey:

- A total of 434 individuals responded to the survey.

#### Top Health Priorities:

- Obesity and Lack of Physical Activity
- Access to Primary and Preventative Health Services
- Adequate and Appropriate Nutrition
- Alcohol and Other Substance Use and Addictions
- Tobacco Use and Exposure



# St. Croix County Priority Comparison

## 2009 vs. 2014-2016 Priorities

### 2009-2014 CHIP Health Priorities

- Access to Primary and Preventative Health Services
- Adequate and Appropriate Nutrition
- Overweight, Obesity, and Lack of Physical Activity
- Alcohol and Other Substance Use and Addiction
- Tobacco Use and Exposure

### 2014-2016 CHNA and Improvement Plan Health Priorities

- Healthy Foods
- Oral Health
- Physical Activity



# HealthPartners' Previous Community Health Priorities

---

A listing of the health needs identified in the most recently conducted Community Health Needs Assessment for HealthPartners  
*(Dakota, Ramsey, Washington, and St. Croix Counties)*





# 2012 HealthPartners' CHNA Needs

## Dakota, Ramsey, Washington, and St. Croix Counties

1. Increase Access to Mental Health Services
2. Promote Positive Behaviors to Reduce Obesity
3. Increase Access to Primary and Preventive Care
4. Improve Service Integration
5. Promote Change in Unhealthy Lifestyles



# Overall Summary of Common Themes

---

A list of common health needs that were identified by evaluating demographic data, health data, and a summary of community input.

# Common Themes

- **Mental and Behavioral Health**
  - Mental health services and access
  - Drug and alcohol abuse and dependency
- **Equitable Care**
  - Social determinants of health
  - Disparities among underserved populations
- **Chronic Disease and Illness Prevention**
  - Obesity
  - Heart disease
  - Diabetes
  - Cancer
  - Communicable diseases
- **Access and Affordability**
  - Ease of healthcare use
  - Barriers to access
  - Connections to services and resources
  - Partnerships



# Input Regarding the Hospital's Previous CHNA

---

A review of the community input provided on the hospital's previous CHNA and Implementation Plan



# Consideration of Previous Input

- IRS Final Regulations require a hospital facility to consider written comments received on the hospital facility's most recently conducted CHNA and most recently adopted Implementation Strategy in the CHNA process.
- Collaborative efforts were made by each of the hospitals to coordinate with their local counties in creating CHNAs/CHIPs/CHAs. Findings from these existing documents supplemented the 2015 CHNA and Implementation Strategies for the six HealthPartners' hospitals participating in this report.
- The hospital made every effort to solicit feedback from the community by providing a feedback mechanism on the hospital's website. However, at the time of this publication, written feedback has not been received on the hospital's most recently conducted CHNA and Implementation Strategy.
- To provide input on this CHNA please see details at the end of this report or respond directly to the hospital online at the site of this download.



# Evaluation of Hospital's Impact

---

An evaluation of the hospital's impact regarding initiatives detailed in the hospital's previous Implementation Plan



# Evaluation of Hospital's Impact

- IRS Final Regulations require a hospital facility to conduct an evaluation of the impact of any actions that were taken, since the hospital facility finished conducting its immediately preceding CHNA, to address the significant health needs identified in the hospital's prior CHNA.
- The hospital has tracked the progress made on previously listed activities and a summary of impact made by the facility is included in this section.



# Evaluation Report

*Implementation of Healthier Together  
St. Croix Community Health Improvement Plan*

2011 – 2013



## TABLE OF CONTENTS

<b>About</b>	
Introduction .....	1
Data Collection .....	1
Strengths and Limitations .....	2
Acknowledgements .....	2
Report Organization .....	2
Supplementary Evaluation Materials .....	2
Healthier Together Evaluation Team .....	2
<b>Action/Implementation/Evaluation Plans</b>	
<b>SECTION I</b> .....	3
Summary of Task Force objectives and progress on their achievement	
<b>SECTION II</b> .....	7
Quantitative estimates of efforts of Healthier Together members and coalition partners to planning and implementation of HT activities. Community sectors with which Healthier Together has collaborated.	
<b>SECTION III</b> .....	9
Activities conducted both by Healthier Together working collaboratively with county agencies and institutions and activities initiated by Healthier Together. For each activity we provide a summary table and commentary.	
<ul style="list-style-type: none"> <li>• Task Force assessments conducted by Healthier Together</li> <li>• Healthier Together community education-related activities</li> <li>• Overweight, Obesity, and Lack of Physical Activity (OOLPA) – Community gardens</li> <li>• Overweight, Obesity, and Lack of Physical Activity (OOLPA) after school physical activity/ nutrition programs</li> <li>• Policy-related activities</li> <li>• Grant procurement</li> </ul>	
<b>SECTION IV</b> .....	21
Lessons Learned	



Glen Hills Park Natural Playground

**“No child should be left inside.”**

– St. Croix County Park Systems



## INTRODUCTION

“Health is everyone’s business. It enhances our individual quality of life and it impacts educational attainment, worksite productivity and costs, and the economy in general. Maintaining and improving health status can have a significant impact on a community. People from many types of organizations care about and are invested in improving the health of their communities. While each may have a different organizational mission and even different reasons for addressing health improvement, they share the same goal: making the community a healthy place to live, learn, work, and play.” (walhdab.org/NewCHIPResources.htm)

St. Croix County is making health its business through *Healthier Together – St. Croix County* (HT). This ambitious project began in 2008 with St. Croix County Public Health and Hudson Hospital & Clinics leading a partnership to plan and implement a “strategic, county-wide, community-based approach for creating and maintaining healthy communities” (Community Health Improvement Plan 2009–2014). A steering committee was formed and under its auspices various types of community needs assessments were conducted to inform decisions and help determine the county’s top five health priorities. In addition, the project provided community members with presentations and workshops to establish a firm foundation and build members’ capacity to engage in the process of planning and implementing activities. HT identified the following five health priorities.

- Access to Primary and Preventive Health Services
  - Access to Medical Care
  - Access to Mental Health Care
  - Access to Dental Care
- Adequate and Appropriate Nutrition
- Overweight, Obesity, and Lack of Physical Activity (OOLPA)
- Alcohol and Other Substance Use and Addiction
- Tobacco Use and Exposure

HT was organized into five Task Forces, one for each identified priority. Each Task Force adopted objectives to guide its work. These objectives are enumerated in the *Community Health Improvement Plan 2009–2014* that can be accessed on [healthiertogetherstcroix.org](http://healthiertogetherstcroix.org) and in Section I of this report.

It is now time to reflect on and evaluate the progress of the first phase and plan for the future. The activities conducted by HT from 2008 through mid-2011 have been reported in the *Community Health Improvement Plan 2009–2014*. The Evaluation Team considered organizing this report around these objectives or reporting Task Force by Task Force. Members decided, however, that an organizational approach based on activities implemented, cutting across task forces, was a more meaningful way to capture the total impact that HT has had on St. Croix County, which in the end presents a richer picture that is greater than the sum of its parts.

## DATA COLLECTION

Data and information reported here are based on systematic documentation such as registration and attendance forms, meeting minutes, participant surveys, structured and standardized Task Force reports, and interviews. These forms were designed to capture both quantitative and qualitative information. Standardized forms needed to facilitate systematic data collection were

not designed until midway through the implementation of HT activities. To assure the highest quality data possible, the Evaluation Team (ET) decided to report only information collected using this standardized system. This report, therefore, is a conservative estimate of HT’s reach into the community.

## STRENGTHS AND LIMITATIONS

The use of systematic documentation provides confidence that the data and information presented here are valid. The report includes input from an array of stakeholders and provides a comprehensive view of this wide-ranging project. Data reported here can serve as a basis for future planning. It provides quantitative data that can be used as an evidence base for formulating objectives for coming years and qualitative information that provides a richness of meaning to the quantitative data.

It was beyond the scope and resources of HT to structure the type of evaluation that would have enabled us to

measure changes in individual health behaviors and health outcomes that could be directly attributable to HT. However, process and impact objectives and related activities were based on Best Practices as outlined in *Healthier People 2010*. And there are county-wide systems such as the annual County Health Rankings report of the University of Wisconsin Population Health Institute and the ongoing Behavior Risk Factor Surveillance Survey (BRFSS) conducted through the Centers for Disease Control and Prevention (CDC) that measure health behavior and health status outcomes that are a result of a combination of health-focused interventions conducted in the county.

## ACKNOWLEDGEMENTS

Healthier Together is grateful to the Task Force champions, members, and instructors in the after school programs who completed the reporting forms for this report and

acknowledges the many hours of time and talent devoted by community members to all phases of planning and implementation of Healthier Together activities.

## REPORT ORGANIZATION

There are four sections to this report:

### SECTION I

Summary of Task Force objectives and progress on their achievement

### SECTION II

Quantitative estimates of efforts of Healthier Together members and coalition partners to planning and implementation of HT activities. Community sectors with which Healthier Together has collaborated.

### SECTION III

Activities conducted both by Healthier Together working collaboratively with county agencies and institutions and activities initiated by Healthier Together. For each activity we provide a summary table and commentary.

- Task Force assessments conducted by Healthier Together
  - Healthier Together community education-related activities
  - Overweight, Obesity, and Lack of Physical Activity (OOLPA) – Community gardens
  - Overweight, Obesity, and Lack of Physical Activity (OOLPA) after school physical activity/nutrition programs
  - Policy-related activities
  - Grant procurement
- SECTION IV**  
Lessons Learned

## SUPPLEMENTARY EVALUATION MATERIALS

Due to space limitations, we were unable to include all the evaluation materials prepared by HT members in the printed document. Therefore, you can find the following at the HT website [healthiertogetherstcroix.org](http://healthiertogetherstcroix.org):

Lessons Learned by specific task forces, a list of HT media releases, stories reported by individual task forces, and the Robert Wood Johnson Roadmaps to Health essay.

## HEALTHIER TOGETHER EVALUATION TEAM

- Kelly Appeldorn
- Mary K. Hunt
- Deborah Lindemann
- Patty Jackson
- Brenda Kaczmarek
- Heather Prigge
- Ruth Lehmann

## SECTION I

### SUMMARY OF TASK FORCE OBJECTIVES

In 2008, for the first time, St. Croix County Public Health and area hospitals led a structured partnership to address community health improvement. This collaborative effort, Healthier Together, was in essence a pilot project. There was no previous data or experience on which to base quantitative targets for goals and objectives nor was there a true sense of the optimal scope of the project. Therefore, the information included in this report provides direction and an evidence base going forward.

The Healthier Together Community Health Improvement

Plan (CHIP) addressed five health priorities and included eight goals and 45 objectives. Much work was done and progress made but not all of the objectives were accomplished. To capture the work and progress, this section lists the objectives and notes whether the objective was achieved, partially achieved, not achieved, or discontinued. A brief narrative is also given.

Details for each objective can be found in the *Community Health Improvement Plan 2009–2014*, and the Healthier Together website at [healthiertogetherstcroix.org](http://healthiertogetherstcroix.org).

### ACCESS TO PRIMARY AND PREVENTIVE HEALTH SERVICES

#### Access to Medical Care Services

**Goal: Expand free or reduced cost medical care to indigent (uninsured or underinsured) residents of St. Croix County and neighboring counties.**

- **Objective 1:** By March 1, 2011, 20% of physicians practicing in St. Croix County will respond to an online survey to determine interest in providing care for indigent residents of St. Croix County and preferred model of care.

1 Partially Achieved. (Table 2)

- **Objective 2:** By August 31, 2011, information and data will be collected to identify three health care delivery models that serve indigent residents and determine feasibility for St. Croix County.

1 Achieved.

- **Objective 2A:** By March 31, 2013, a Health Care Network (HCN) will be implemented in St. Croix County to serve indigent residents.

1 Not Achieved/Discontinued. Did not have enough support and predicted the Affordable Care Act would negate need for HCN.

**Goal: Connect indigent residents of St. Croix County with the resources they need to be healthy.**

- **Objective 3:** By December 31, 2013, Public Health will partner with at least two health care providers in St. Croix County to provide a preventive screening service based on community needs assessment results.

1 Not Achieved/Discontinued. Did not have enough support and predicted the Affordable Care Act would give access to preventive health services for all.

#### Access to Mental Health Services

**Goal: Improve the understanding of the barriers and gaps related to access of Mental Health Services in St. Croix County from both a community resource and consumer perspective.**

- **Objective 1:** By February 28, 2011, a minimum of 158 key community resources will be surveyed regarding barriers and gaps related to access of Mental Health Services in St. Croix County and results analyzed.

1 Achieved. (Table 2)

### ACCESS TO PRIMARY AND PREVENTIVE HEALTH SERVICES

#### Access to Mental Health Services

- **Objective 2:** By September 30, 2011, a minimum of 100 consumers will be surveyed regarding barriers and gaps related to access of Mental Health Services in St. Croix County and results analyzed.

1 Partially Achieved. Were able to survey current consumers, but unable to survey potential consumers due to privacy rules. Surveyed crisis intake workers who identified top barriers as: 1) availability 2) cost/insurance issues 3) waiting lists. (Table 2)

- **Objective 3:** By July 31, 2012, an analysis of key barriers and gaps identified by both community resources and consumers will be completed and strategies for change developed.

1 Not Achieved/Discontinued. Analysis was completed; however, due to lack of funding and “manpower,” group was unable to move forward with concrete efforts with the exception of the resource list and website (mentioned below). (Table 2)

#### Access to Oral Health Services

**Goal: To achieve optimal dental health and access to dental care for all residents of St. Croix County.**

- **Objective 1:** By August 31, 2010, at least three preventive oral health programs will be evaluated and findings documented.

1 Achieved. (Table 6)

- **Objective 2:** By August 31, 2011, all dentists in St. Croix County will be surveyed to identify key barriers and gaps prohibiting dental service delivery to underserved communities and results analyzed and shared.

1 Achieved. Twelve dentists completed surveys. Results showed key barrier to providing care to low income patients is the low reimbursement from Medical Assistance. (Table 2)

- **Objective 3:** By March 31, 2013, 5% of dentists in St. Croix County will participate in an established Health Care Network serving indigent (uninsured/underinsured) residents.

1 Not Achieved/Discontinued.

- **Objective 4:** By July 1, 2012, six school districts in St. Croix County will be assessed to determine appropriateness and viability of a school-based fluoride program and next steps initiated for those interested.

1 Not Achieved/Discontinued. School districts did not have resources for this program. (Table 6)

- **Objective 4A:** By December 31, 2013, 30% of children in grades K–6 in one or more school districts in St. Croix County will receive at least one Fluoride Varnish treatment during the school year.

1 Not Achieved/Discontinued. School districts did not have resources to implement the program. (Table 6)

- **Objective 5:** By June 30, 2012, officials in at least four local municipalities in St. Croix County without fluoridated water will receive information about the benefits to residents of municipal water fluoridation.

1 Partially Achieved. A community water fluoridation pamphlet and information packet was developed and distributed to town and village board members in three municipalities — Baldwin, Somerset, and Star Prairie. Some communities were unable to fluoridate due to requirements for additional facility to house the fluoride that was cost prohibitive. (Table 6)

- **Objective 5A:** By December 31, 2013, one non-fluoridated municipality in St. Croix County will implement water fluoridation.

1 Not Achieved. Community forums at town meetings were held in Baldwin, Somerset, and Star Prairie with a total of 47 community members attending. Most of the community members that attended were against water fluoridation and the action to adopt fluoridation did not pass in any of the communities. (Tables 3 & 6)

## OVERWEIGHT, OBESITY AND LACK OF PHYSICAL ACTIVITY

**Goal:** Through Healthier Together contribute to an increase in the percent of children, adolescents and adults in St. Croix County classified as healthy weight and physically active.

- **Objective 1:** By September 30, 2012, three school districts in St. Croix County will implement a physical activity and nutrition program for children in grades K–6.
- ① Achieved. (Table 5)

- **Objective 2:** By September 30, 2013, at least one additional school district in St. Croix County will implement a *Farm to School* program.
- ① Partially Achieved. UWRF students developed a model for a *Farm to School* pilot project to be piloted in Houlton School. The model was not implemented but is ready to be piloted in the future in Houlton School. (Table 2)
- **Objective 3:** By May 31, 2013, at least four new Healthier Together community gardens will be established and maintained by organizations willing to foster participation within.
- ① Achieved. (See *Community Health Improvement Plan, 2009–2014*, pg. 25) (Table 4)

## ADEQUATE AND APPROPRIATE NUTRITION

**Goal:** Increase consumption of fruit and vegetables by residents of St. Croix County.

- **Objective 1:** By August 31, 2012, one or more targeted school districts will enroll and participate in an intervention program to increase student participation in free/reduced lunch program by 5%.
- ① Partially Achieved. Data not available for ongoing tracking. Participation increased by 2.5% from 2010–11 to 2011–12 school years. Efforts shifted to enrolling automatically eligible families monthly rather than only one to three times per year. (Tables 2 & 6)
- **Objective 2:** By December 31, 2013, St. Croix County will decrease the percentage of insufficient fruit and vegetable intake from 79.6% to 77.2% (Wisconsin average) or lower, through increased nutrition education and access to area food resources.
- ① Unable to determine. Data not available. Activities applied toward objective included: food pantry participant survey, increased amounts of fruits and vegetables ordered for the food pantries, and increased distribution of Community Food Resource Directory. (Tables 2 & 3)

- **Objective 3:** By December 31, 2013, increase utilization of farmers' markets by 20% and increase utilization of WIC vouchers at farmers markets by 20%.
- ① Discontinued.
- **Objective 4:** By December 31, 2013, newsletter readership and participation rates for proposed community projects, classes, and demos (created to help increase knowledge and skills needed to prepare easy, affordable, nutritious meals according to nutrition guidelines) will increase by 25%.
- ① Achieved. Tracked increased Family Table participation and Food Pantry Nutrition Education, and distribution of Food Sense Newsletter to task force members and food pantries. (Table 3)

## ALCOHOL AND OTHER SUBSTANCE USE AND ADDICTION

**Goal:** Reduce, to the greatest extent possible, the factors that contribute to alcohol abuse.

- **Objective 1:** By December 31, 2013, reduce Citations for Underage Possession of Alcohol by 20%.
- ① Not Achieved. Funding cuts.
- **Objective 2:** By December 31, 2013, one or more *Screening, Brief Intervention, and Referral to Treatment (SBIRT)* programs will be implemented in a St. Croix County hospital or clinic.
- ① Achieved. Implemented in Baldwin Area Medical Center Clinic.
- **Objective 2A:** By September 30, 2011, determine baseline utilization rates for screenings, brief interventions, and referrals to treatment services as provided through SBIRT program.
- ① Not Achieved/Discontinued due to lack of funding.
- **Objective 3:** By December 31, 2013, 25% more adolescents and their families will receive Alcohol and Other Drug Abuse (AODA) treatment services that incorporate a family component.
- ① Partially Achieved. St. Croix County AODA Services provide an adolescent group utilizing Adolescent Matrix material. The program involves two instructors, one who meets with adolescents and one who facilitates the parents' group. In 2012, 95% of participants rates that the services were positive or strongly positive.
- **Objective 4:** By June 1, 2013, one additional St. Croix County community will participate in the *Parents Who Host Lose the Most* campaign.
- ① Achieved. (Table 3)
- **Objective 5:** By December 31, 2013, decrease elementary and secondary level alcohol and drug incidences by 10%.
- ① Unable to determine. Evidence-based prevention curriculum implemented in six St. Croix County School Districts. Will need to get the results of St. Croix County Youth Risk Behavior Survey for 2014.

## TOBACCO USE AND EXPOSURE

**Goal:** Support for Wisconsin Tobacco Prevention and Control Program, Policies and Laws, and Cessation Services.

- **Objective 1:** By December 31, 2013, 90% of businesses possessing a license to sell tobacco will be in compliance with the "sales to minors" law.
- ① Not Achieved. In 2012, compliance with "sales to minors" law inspections was 77%. (Table 2)
- **Objective 2:** By December 31, 2013, increase support of, and compliance with, the 2010 Wisconsin Smoke Free Air Law by 20%.
- ① Unable to determine.
- **Objective 3:** By December 31, 2013, there will be a 30% increase in affordable, accessible, and appropriate cessation programs/services offered and utilized by St. Croix County residents wanting to quit tobacco.
- ① Not Achieved.
- **Objective 4:** By December 31, 2013, there will be a 20% increase in funding for the *Tobacco Prevention and Control* program in Wisconsin.
- ① Not Achieved.

## COMMON TO ALL

- **Objective 1:** By December 31, 2011, a new website will be launched to promote Healthier Together initiative and the five identified health priorities.
- ① Achieved. Launched fully in January 2014.
- **Objective 2:** By June 30, 2013, create a countywide resource directory to inform communities of resources pertinent to each health priority.
- ① Partially achieved. A Community Food Resource Directory and a Mental Health Resource List were posted, but due to the website development the county-wide resource directory was not completed fully. This resource is still being pursued.

## SECTION II

**TABLE 1: QUANTITATIVE INDICATORS OF HEALTHIER TOGETHER REACH INTO THE COMMUNITY**

Task Forces & Support	# Planning Meetings – HT Members	# Hours Dedicated by HT Members	# Meetings with Coalition Partners	# Hours Dedicated by Coalition Partners
<b>ACCESS TO PRIMARY AND PREVENTIVE HEALTH SERVICES</b>				
Medical Care	4	27	*	*
Mental Health Care	10	37	14	144.5
Dental Care	8	44	*	*
<b>ADEQUATE AND APPROPRIATE NUTRITION (2010–2013)</b>	18	174	23	313
<b>OVERWEIGHT, OBESITY, AND LACK OF PHYSICAL ACTIVITY</b>	22	143	48	124
<b>ALCOHOL, OTHER SUBSTANCE ABUSE, AND ADDICTION</b>	8	*	*	8
<b>TOBACCO USE AND EXPOSURE</b>	5	45	*	*
Healthier Together Administrators	*	7,885.75	*	*
Healthier Together Website	15	250	3–5	60
<b>TOTALS</b>	<b>79</b>	<b>8,605.75</b>	<b>88–90</b>	<b>649.5</b>

\* Unknown/Missing Data

Table 1 provides conservative quantitative estimates of the effort dedicated by HT members and community coalition partners during the implementation phase of HT between 2011 and 2013. These estimates do not include time devoted to planning and coordinating efforts when documents such as attendance rosters and meeting minutes could not

be obtained. If standardized attendance rosters, meeting minute forms, and summary forms are used from the beginning of the next three-year period, HT can obtain a more accurate “snapshot” of time invested by HT in improving community health.

## HEALTHIER TOGETHER COMMUNITY SECTOR COLLABORATIONS

### HOSPITAL/HEALTH CARE – 16

Baldwin Area Medical Center  
Westfields Hospital  
Hudson Hospital & Clinics  
River Falls Area Hospital  
Lakeview Hospital, Foundation & Power Up  
Clinic Administrators  
Clinic Managers  
Medical Directors  
St. Croix County Dentists  
School Nurses  
Pierce/St. Croix County Free Clinic Board  
Southside Community Health Center & Marshfield Clinic  
Hudson Counseling Services  
Northwest Counseling  
University of WI-River Falls Counseling  
Valley Co-op

### PUBLIC HEALTH – 7

Women, Infant, & Children (WIC)  
Public Health Nurses  
Pierce County Public Health  
St. Croix County Public Health  
St. Croix County Behavioral Health Services  
Western Wisconsin Working for Tobacco-Free Living  
Wisconsin Badger Care

### BUSINESS – 8

Valley Co-op  
St. Croix Industries Shared Ride  
Northwest Passage  
Family Fresh Grocery Stores  
Delta Dental  
Catalyst Sports Medicine  
St. Croix County Vegetable, Fruit & Meat Producers  
Businesses that sell tobacco products

### MEDIA – 16

Hudson Star-Observer  
Hudson Patch  
New Richmond News  
River Falls Journal  
Tribune Press Reporter  
Baldwin Bulletin  
Christiansen Creative  
Rivertowns.net  
Family First Magazine  
Baldwin Area Medical Center Website & Facebook  
River Falls Website & Facebook  
Hudson Crusaders Website & Facebook  
Hudson Hospital Website & Facebook  
Westfields Hospital Website & Facebook  
Transform Wisconsin Website & Facebook  
St. Croix County Public Health Website & Facebook

### COMMUNITY ORGANIZATIONS – 20

Food Resource Collaborative  
SCC Underage Drinking Coalition (SCUDC)  
YMCA  
Ronald McDonald (Mobile Dental Van)  
National Association of Mental Illness (NAMI)  
Area Transportation Services  
Family Resource Center St. Croix Valley  
Master Gardeners of (Baldwin, Houlton, Hudson, & St. Croix Valley Master Gardeners Association)  
Willow River State Park  
St. Croix County Parks  
Camp St. Croix  
Carpenter Nature Center  
Parent Groups engaged in “Parents Who Host Lose the Most” campaign  
American Cancer Society  
Hudson Daybreak Rotary  
United Way  
Vitality Coalition – New Richmond

### EDUCATION – 14

Hudson School District  
Baldwin Woodville School District  
St. Croix Central School District  
Somerset School District  
Glenwood City School District  
School Wellness Committees  
Houlton School Gardens  
St. Croix County School District  
Foodservice Directors  
University of WI-Milwaukee Center for Urban Initiatives  
Wisconsin Indianhead Technical College (WITC)  
University of WI-River Falls  
William Mitchell College of Law  
Wisconsin Association of School Boards (WASB)

### GOVERNMENT – 13

Federal Seal-A-Smile Program  
State Seal-A-Smile Program  
WI Department of Natural Resources  
Star Prairie & Baldwin Village Boards  
Somerset Public Works Committee  
University of WI-Extension  
St. Croix County Board of Health  
State of Wisconsin Dental Representative  
Department of Natural Resources  
St. Croix County Alcohol and Other Drug Abuse Services (AODA)  
Wisconsin Quiltline  
Transform Wisconsin  
Western Wisconsin Community Action Program (West CAP)

### TOTAL – 94

### SECTION III

**TABLE 2: HEALTHIER TOGETHER TASK FORCE ASSESSMENTS**

Task Force/ Workgroup	Intended Audience	# Surveys Sent	# Surveys Returned	Main Findings	Actions taken	Comments
<b>ACCESS TO PRIMARY AND PREVENTIVE HEALTH SERVICES</b>						
Medical Care	Medical Providers	*	30	Strong physician interest in volunteering if a program existed (80%).	No follow-up completed as a Health Care Network was determined not to be an option for St. Croix County (SCC).	3 question survey intended to assess interest of providers to volunteer to serve the indigent clients through a health care network.
Mental Health Care	Consumers of mental health services (Hudson Counseling Services, SCC Mental Health Services, UWRF Counseling Services, practice of Chris Babbitt)	*	238	Key barriers and gaps were identified as: cost/insurance coverage, scheduling time off of work/ school, and availability of providers as well as transportation.	Survey results led to connections/ collaborations/ increased visibility with other area agencies i.e. Valley Co-op, and National Association of Mental Illness (NAMI).	From results of three surveys this task force expanded their membership and held brainstorming sessions on how to address the gaps and barriers identified. This interchange provided the opportunity to increase awareness of MH issues, increased networking among members, and brought resources for transportation services into the discussion.
Mental Health Care	Under/uninsured SCC residents accessing the Free Clinic or SCC Intake workers	*	9	Gaps identified include: availability of providers, cost/ insurance, and waiting lists.	Survey results led to connections/ collaborations/ increased visibility with other area agencies i.e. Valley Co-op, RESCUE and NAMI.	
Mental Health Care	Community Resources (medical doctors, counselors, correction facilities, schools, social workers, churches)	120	99 (83% response rate)	Barriers and gaps were identified from the provider's perspective, which included: cost or lack of insurance coverage, lack of providers, and lack of transportation.		
Dental Care	All dentists in SCC	45	12	The Medical Assistance (MA) reimbursement rate is too low to cover the cost of the dental provider's services. Therefore, dentists are not willing to see more patients with MA or lack of insurance due to the lack of reimbursement.	Recognition that public policy and legislative changes are needed.	Survey was intended to identify the gap and barriers prohibiting dental service delivery to underserved communities.
<b>ADEQUATE AND APPROPRIATE NUTRITION</b>						
	Food Pantry Recipients	125	86	Half of the families surveyed do not have fruits and vegetables available.	The director of the Food Resource Center adjusted his food orders based on the survey results. Orders included at least one case of fresh fruits and one case of fresh vegetables for each of the 7 different food pantries.	Further task force collaboration stemmed from the survey results that led to a grant supporting the MyPlate food pantry project (nutrition education).

Task Force/ Workgroup	Intended Audience	# Surveys Sent	# Surveys Returned	Main Findings	Actions taken	Comments
<b>ADEQUATE AND APPROPRIATE NUTRITION</b>						
	Houlton Elementary School Students who participated in Hot Lunch on assessment days	Initial plate waste assessment: 158 students Follow-up plate waste assessment: 173 students		Initial results: 26.3% of fruits and vegetables were wasted. Follow up results: 24% of fruits and vegetables were wasted. In the follow-up assessment there were 6.25 less cups of fruit and vegetables wasted, with an increase of 25 more students who ate all of the fruits and vegetables they took.	After the initial assessment, nutrition promotion activities were offered focusing on increasing the student intake of fruits and vegetables including: product of the month information, a fruit and vegetable classroom contest, fruit and vegetable taste tests, individual classroom education sessions, and HealthPartners, yumPower assembly.	The plate waste assessments were completed when the same meal including same fruits and vegetables were offered. The classroom that won the contest ate 800 fruits and vegetables. In both assessments, the third lunch group had the least amount of wasted F&V. This was the group of 3rd and 5th graders, and they were the only group to have recess before lunch. Baseline assessment done at Willow Elementary in November 2013 shows that 37.4% of F&V were wasted. Nutrition education planned for the Hudson School District so a follow-up assessment will be completed.
<b>OVERWEIGHT, OBESITY, AND LACK OF PHYSICAL ACTIVITY</b>						
Community Gardens	Gardeners	23 - Hudson 19 - Baldwin	23 - Hudson 19 - Baldwin	Participants were enthusiastic about the gardening experience.	Continue gardens.	
<i>Farm to School</i>	Feasibility study of food producers (farmers) to determine interest in selling their produce to SCC schools	85	18	1) Interest in selling produce to schools: Yes: 9; Possibly: 3; No: 6 2) Relationships essential to successful program: Task Force; school administration & staff; students; farmers; parents & communities	Developed a model for a <i>Farm to School</i> project and prepared a report that Houlton Elementary School can use to implement a pilot project.	Survey conducted by 6 UWRF students with Karen Hansen as mentor (see Table 3). The pilot project was not initiated but is ready for implementation in the future.
<b>ALCOHOL AND OTHER SUBSTANCE ADDICTION</b>						
	AODA treatment adolescent group participants and their parents - 2012	Unknown	Unknown	95% of respondents rated service as positive or strongly positive.		This group is still in existence today.
<b>TOBACCO USE AND EXPOSURE</b>						
	Facilities who sell tobacco	In 2012, 63 compliance check inspections were conducted with 48 completed. In 2013, Jan. – June 30, 17 compliance checks completed with 1 sale.				

\*Unknown/Missing Data

**TABLE 2: HEALTHIER TOGETHER TASK FORCE ASSESSMENTS**

Table 2 provides a summary of the assessments completed by the five Healthier Together (HT) Task Forces and Workgroup members. Task Forces initially identified a need to obtain more information from the community through surveys and interviews in order to develop a comprehensive work plan with obtainable objectives. These assessments were helpful in determining the future direction to be taken by the Task Forces.

This information provided insight and guided the work of each Task Force. For example, gaps in mental health services and barriers to dental care for low-income residents were identified. The Mental Health Access Workgroup determined that one of their surveys went to consumers who would soon be receiving mental health services, when in fact, their targeted population was for consumers experiencing difficulty accessing mental health services. A follow-up survey was later sent to the targeted population. The Access to Dental Care Workgroup identified a need to focus on policy development after a survey of SCC dentists revealed that a key barrier to providing care to low income patients is the low Wisconsin Medical Assistance reimbursement

rate. The Access to Medical Care Workgroup found a willingness among physicians to help with staffing clinics for low-income residents. The Alcohol and Substance Abuse Task Force found that adolescents and parents who participated in adolescent treatment groups were positive about the experience. The Adequate and Appropriate Nutrition Task Force surveyed St. Croix County (SCC) food pantry recipients and determined half of the surveyed families did not have fruits and vegetables available. As a result of this survey, collaborative efforts between the local food pantries and the SCC Food Resource Center provided additional fruits and vegetables to recipients. The Adequate and Appropriate Nutrition Task Force worked with the SCC schools to assess fruit and vegetable waste for student hot lunch participants. This assessment resulted in classroom education, taste testing sessions and contests, fruit and vegetable product marketing, and partnering with the HealthPartners medical community to promote yumPower. The plate waste assessment findings after education efforts were implemented were very promising and have already been expanded to another school.

**TABLE 3: HEALTHIER TOGETHER COMMUNITY EDUCATION RELATED ACTIVITIES**

Task Force/ Workgroup	Type of Activity*	# Participants	Topic
<b>ACCESS TO PRIMARY AND PREVENTIVE HEALTH SERVICES</b>			
Mental Health Care	Presentations/Educational Material	20	Two educational presentations. First: "Good Stress, Bad Stress" and second: "Blues or Depression."
<b>ADEQUATE AND APPROPRIATE NUTRITION</b>			
	Presentation/Educational Material: Food Pantry nutrition education	2011: 0 (baseline) 2012: 164 2013: 87	Nutrition education, healthy food samples when available, and food preparation, (MyPlate focus) at local food pantries (and free bakery/produce distribution sites in Hudson and New Richmond).
	Class/Educational Materials: Family Table Classes	2011: 5 families (baseline) 2012: 10 families 2013: 17 families	Healthy meal education (MyPlate focus) and full meal preparation with parents and children. Ranged from 4–8 classes/series. 1 series occurred in 2011, 2 series in 2012, and 4 series in 2013.
	Educational Material: Food Sense Newsletter and Food Sense for Families Newsletter	8: electronic distribution list recipients	Bi-monthly newsletter with healthy meal/snack ideas and cost saving tips. Distribution list is growing and includes some area service providers. Efforts continue toward having the newsletters printed and sent to families through the local "backpack programs."
	Educational Material: Community Food Resource Directory	55: electronic distribution list recipients	Directory of available food resources in St. Croix County. (5 new community sectors are now receiving this material.) The distribution list is comprised of area service providers who then distribute to their clients/public.
<b>OVERWEIGHT, OBESITY, AND LACK OF PHYSICAL ACTIVITY</b>			
Community Gardens	Presentation: Orientation to garden and Annual Garden Meeting in Hudson	84	Orientation – Rules and plans for season. Annual – recap of successes and opportunities.
<i>Farm to School</i>	Class /Educational Materials: Experiential Learning at UWRF with Karen Hansen as mentor (14 sessions + homework)	6 Students (Seniors)	Feasibility study of food producers (farmers) interest in establishing a <i>Farm to School</i> program.
Physical Activity	Presentation: Hudson Daybreak Rotary	31	Benefits of physical activity and/or recreational use agreements, announcement of new/expanding recreational use agreements, benefits of obesity prevention funding, promotion of coalition and/or coalition resources/events.
Physical Activity	Conference/Presentation: 2012 MN Community Health Conference	64	Benefits of physical activity and/or recreational use agreements, announcement of new/expanding recreational use agreements, promotion of coalition and/or coalition resources/events, featured school-based programs.
Physical Activity	Presentation: Transform WI Webinar	15	Benefits of physical activity and/or recreational use agreements, announcement of new/expanding recreational use agreements, benefits of obesity prevention funding, promotion of coalition and/or coalition resources/events, peer education.
Physical Activity	Presentation: Lunch-n-Learn	26	Marcie Oltman, Director of Tamarack Nature Center discussed benefits of physical activity and/or recreational use agreements, Natural Environment Play Grounds.

Task Force/Workgroup	Type of Activity*	# Participants	Topic
<b>OVERWEIGHT, OBESITY, AND LACK OF PHYSICAL ACTIVITY</b>			
Physical Activity	Presentation/ Educational Material: School faculty and community in Baldwin Woodville, Glenwood City, Hudson, New Richmond, Somerset, and St. Croix Central	25	Benefits of physical activity and/or recreational use agreements, announcement of new/expanding recreational use agreements, promotion of coalition and/or coalition resources/events, alcohol-based "Open Gym" program expansion.
		60	Active Schools Core 4+/Active Communities/Benefits of physical activity.
Physical Activity	Presentation/Educational Materials: Camp St. Croix, New Richmond Vitality, St. Croix Central County Park Systems, and Willow River State Park Board of Directors	20	Benefits of physical activity, promotion of coalition and/or coalition resources/events, benefits of collaboration/memorandum of understanding, natural playground information.
<b>ALCOHOL AND SUBSTANCE ABUSE</b>			
	Educational Materials: <i>Parents Who Host Lose the Most</i> Campaign. Baldwin, Woodville, Hudson, Somerset, and St. Croix Central School Districts are actively engaged, 2 Community Parent Groups utilizing materials, 50+ yard signs, 4 banners, numerous posters distributed within 7 communities, and numerous businesses in 5 communities have participated	10,006	Educate parents about the health and safety risks of serving alcohol at teen parties.
<b>TOBACCO USE AND EXPOSURE</b>			
	Class/Educational Material: Compliance Checks – face-to-face education to store clerks	65 Businesses	Sales to minors – Wisconsin Laws.
	Presentation: Legislative Candidate Forum	35	Additional Public Health concerns addressed: tobacco prevention and control; oral health; nutrition; health effects of sand tracking.
<b>HEALTHIER TOGETHER ADMINISTRATORS</b>			
	Presentation: New Jersey Hospital Association webinar through Association for Community Health Improvement (ACHI)		Discussed Healthier Together and Community Health Improvement.
	Conference/Presentation: 2012 National Association for Community Health Improvement (ACHI) Denver, Colorado		Discussed Healthier Together and Community Health Improvement.

\* Activities include conferences, classes, educational materials, and presentations

Table 3 provides an overview of the community education related activities completed or supported by Healthier Together facilitators, leaders, and members. Many presentations, classes, and educational materials were coordinated and addressed the health priorities of St. Croix County. Some Task Forces focused their collaborative efforts on enhancing and promoting an already available class or educational material with an emphasis on reaching more SCC residents.

Family Table feedback included this comment from a father, "Before the class Megan didn't eat any vegetables; now she is making them for the whole family."

Another parent said, "I really enjoyed talking with the instructor about different ideas to expand my children's tastes. I also very much enjoyed cooking and talking with families from our community."

A recipient of the MyPlate food pantry project shared, "You got me addicted to spinach & dressing. I had not been eating vegetables before you gave me the spinach and veggie medley, now I do. I plan to plant an organic garden next spring. You got me started eating vegetables."

**TABLE 4: OVERWEIGHT, OBESITY, AND LACK OF PHYSICAL ACTIVITY TASK FORCE – COMMUNITY GARDENS**

Location	Year	# of Plots	Motivation to Participate
<b>Baldwin Presbyterian Church</b> 1650 8th Ave, Baldwin 54002	2012	25	<ul style="list-style-type: none"> <li>• Healthier food</li> <li>• More activity</li> <li>• Environmental concerns</li> <li>• Save money</li> <li>• Support family cohesiveness</li> <li>• Make Friends</li> <li>• Other: Teach kids where food comes from; lack of space &amp; sun to grow at home; teach son responsibility</li> </ul>
	2013	25	
<b>Hudson Hospital &amp; Clinics</b> 405 Stageline Rd., Hudson, WI 54016	2011	44	
	2012	57	
	2013	66	
<b>Westfields Hospital</b> 535 Hospital Rd, New Richmond 54017	2013	10	

\* Unknown/Missing Data

Table 4 describes the community gardens established in three communities in response to the objective of the OOLPA task force to "establish four new community gardens that are maintained by organizations willing to foster participation."

The garden in Hudson was started in 2011 with a donation of land, topsoil, and water services from Hudson Hospital and Clinics (HHC) and has expanded from 44 to 66 plots. The Baldwin garden has 25 plots and was started in 2012 at the Presbyterian Church. The St. Croix Valley Master Gardeners Association (SCVMGA) provided a \$250.00 grant that enabled gardeners to purchase supplies. A garden with ten plots was started in 2013 at Westfields Hospital in New Richmond.

The gardens have contributed both material and social advantages to participating gardeners. In addition to providing healthful, economical, locally produced foods, and physical exercise they have given gardeners

opportunities to form friendships and work in an intergenerational setting that has enhanced family cohesiveness. The majority of gardeners were working age (20–64) but there were also pre-schoolers and retirees encompassing ages ranging from two to 87. In addition, the gardens have served as an educational center for master gardeners teaching those who have rented plots and testing new seeds; gardeners teaching one another; and grandparents and parents teaching children. Communities have planted and cultivated plots and donated food to local food pantries and hospitals. The Hudson gardens initiated therapeutic gardens that were available for cardiac rehabilitation patients and cancer support groups. They have had varying levels of participation depending on patient need.

In gardeners' own words, these projects were, "great use of land space," "a great service to the community," "an awesome idea," "very good for the community," and a "great service and example to the community."

**TABLE 5: HEALTHIER TOGETHER PHYSICAL ACTIVITY AND NUTRITION PROGRAMMING**

School Programming	Session Dates	# of Students	Grades				Location			Gender			# of Steps	
			K-2	3-4	5-7	*	Town	Rural	*	M	F	*	Student	Guardian
Baldwin Woodville B_Fit Kids	Fall 2012	53	37	14	2	0	30	23	0	24	29	0	4,319,777	1,216,552
	Winter 2012	24	17	7	0	0	14	10	0	11	13	0	4,495,758	N/A
	Spring 2013	50	38	12	0	0	15	5	30	23	27	0	4,175,746	N/A
	Fall 2013	35	20	15	0	0	19	16	0	22	13	0	4,082,881	N/A
<b>Total</b>		<b>162</b>	<b>112</b>	<b>48</b>	<b>2</b>	<b>0</b>	<b>78</b>	<b>54</b>	<b>30</b>	<b>80</b>	<b>82</b>	<b>0</b>	<b>18,290,714</b>	
Hudson Get Fit Challenge	Fall 2011	23	11	7	5	0	16	7	0	0	0	23	2,338,563	N/A
	Winter 2012	25	10	9	3	3	0	0	25	0	0	25	1,357,759	N/A
	Spring 2012	20	11	6	3	0	11	6	3	7	10	3	2,079,015	N/A
	Fall 2012	20	8	8	4	0	16	4	0	13	7	0	2,333,736	863,136
	Fall 2012	20	8	8	4	0	16	4	0	13	7	0	2,333,736	863,136
	Winter 2013	14	6	7	1	0	11	3	0	7	7	0	1,872,282	285,168
	Spring 2013	19	8	7	1	3	8	8	0	11	5	0	1,539,203	N/A
	Fall 2013	11	5	4	1	1	8	2	0	5	5	0	322,526	N/A
<b>Total</b>		<b>132</b>	<b>59</b>	<b>48</b>	<b>18</b>	<b>7</b>	<b>70</b>	<b>30</b>	<b>28</b>	<b>43</b>	<b>34</b>	<b>51</b>	<b>12,991,388</b>	
New Richmond Let's Get Physical	Fall 2011	11	3	3	2	3	0	0	19	9	10	0	726,751	N/A
	Winter 2012	5	2	2	2	2	4	1	6	7	4	0	12,055	N/A
	Spring 2012	12	6	2	0	6	13	5	2	10	10	0	1,731,675	N/A
	Fall 2012	15	7	2	0	7	17	7	0	8	16	0	2,233,957	N/A
	Winter 2013	10	6	3	0	6	16	3	0	12	7	0	1,272,969	N/A
	Spring 2013	13	5	3	0	5	14	7	0	12	9	0	1,143,655	N/A
	Fall 2013	4	4	2	2	4	6	4	2	7	5	0	51,912	N/A
<b>Total</b>		<b>70</b>	<b>33</b>	<b>17</b>	<b>6</b>	<b>33</b>	<b>70</b>	<b>27</b>	<b>29</b>	<b>65</b>	<b>61</b>	<b>0</b>	<b>7,172,974</b>	
St. Croix Central B_Fit Kids	Fall 2012	37	25	12	0	0	23	14	0	13	24	0	6,599,015	
	Winter 2013	20	10	10	0	0	9	11	0	7	13	0	6,832,524	N/A
	Spring 2013	51	34	17	0	0	7	9	35	26	25	0	2,524,397	N/A
	Fall 2013	44	21	23	0	0	22	22	0	22	22	0	5,189,182	N/A
<b>Total</b>		<b>152</b>	<b>90</b>	<b>62</b>	<b>0</b>	<b>0</b>	<b>61</b>	<b>56</b>	<b>35</b>	<b>68</b>	<b>84</b>	<b>0</b>	<b>21,145,118</b>	
<b>GRAND TOTAL</b>		<b>572</b>	<b>331</b>	<b>191</b>	<b>37</b>	<b>13</b>	<b>279</b>	<b>167</b>	<b>122</b>	<b>256</b>	<b>261</b>	<b>51</b>	<b>59,600,194</b>	

\*Unknown/Missing Data

**TABLE 5: HEALTHIER TOGETHER PHYSICAL ACTIVITY AND NUTRITION PROGRAMMING (CONT.)**

Table 5 provides a summary of participation numbers and selected characteristics of students in the Healthier Together St. Croix County after school physical activity/nutrition programs. This “snapshot” provides a conservative quantitative estimate of the reach of these programs through children and their families into various communities throughout the county. Between Fall 2011 and Fall 2013, 22 offerings in four school districts included four to seven sessions of one to two hours each. These programs were first conceived in New Richmond and disseminated throughout the county with the advent of Healthier Together.

Program instructors documented the participation of 572 children, the majority of whom were in kindergarten through fifth grade. There was equal participation by boys and girls. Two-thirds of the children were from within town/village limits and one-third from more rural areas. One of the goals of the programs was to reach children in the more rural areas who might have fewer opportunities to participate in after school activities. This provides a baseline on which to base goals for reaching more students in rural areas in future programs. Children and parents, in some instances, were given pedometers and asked to record the number of steps they took each day. The total number of steps documented was nearly 60 million! This is the same amount of steps as walking from St. Croix County to Lambeau Field 45 times, from St. Croix County to Walt Disney World seven times, and around the moon twice — an impressive record for St. Croix County families on the move.

Programs shared five core objectives aimed at: (1) incorporating outdoor activities that provided a connection to the natural world; (2) promoting self-esteem and positive body awareness; (3) giving children the opportunity to engage in at least 30 minutes of moderate to vigorous aerobic activity at each session; (4) providing samples of healthful snacks; and (5) motivating parents to create home food and physical activity environments which are predictive of healthy weight. Although these were all Healthier Together programs they chose their individual project names and planned their own activities to meet the objectives. Examples of activities included team relays, jumping rope, scavenger hunts, foursquare, gardening, food demonstrations, and healthy snacks.

Perhaps the most meaningful evaluation of this program is found in comments from instructors, parents, and children. Here is a very small sample from a large number of comments:

“Overall I thought the program was absolutely awesome. I looked forward to every single Monday, hanging with the kids and teaching them about fitness. One really awesome thing was seeing the little friendships that were being made by all of the kids.” Instructor

“It was so good to see the students get excited and anxious to get started with the ‘new’ activity for the day. They were learning without even knowing it and were able to go home and share with their parents...” Instructor

“We would like to include [our children] in any sessions like this — as they are fun and educational! They really enjoy their time with you guys—being physical and having fun!” “They have been anticipating this all week.” Parents

When asked how we could improve the program one parent replied, “I think it’s amazing already.”

A major theme in children’s comments was that the sessions were “FUN” — an indicator that increases the likelihood that physical activity and healthful nutrition will become habitual and sustained.

In addition to the after school physical activity programs in elementary schools, Healthier Together partnered with the Family Resource Center of St. Croix Valley (FRCSCV) to provide Summer Play and Learn Groups for parents and their children ages birth to six. These groups were held at the Willow River and Kinnickinnic State Parks and provided guided parent-child activity time, nutrition activities with taste testing, recipes, and story time. In 2011, 60 children and 48 parents participated in the three nine-week offerings. Also, Healthier Together is partnering with Camp St. Croix, St. Croix County Park Systems, and Willow River State Park’s Organization for Wildlife Learning. These partnerships have enabled us to enhance the pre-school and after school physical activity programs and create Natural Playgrounds which allow kids to play in a natural setting, begin snowshoeing classes, and have an ongoing relationship with these important agencies in our community. We look forward to expanding our relationship with these key partners to develop a sustainable framework for ongoing active community systems work in St. Croix County.



**TABLE 6: HEALTHIER TOGETHER EFFORTS TOWARD POLICY, ENVIRONMENTAL, AND SYSTEM CHANGES**

Task Force	Description of Efforts Made Toward Policy, Environmental, & System Changes	Community sectors involved	Comments
<b>ACCESS TO PRIMARY &amp; PREVENTIVE HEALTH SERVICES</b>			
Medical	Investigated three Health Care Delivery Models that would serve indigent residents, in an effort to determine feasibility for St. Croix County (SCC).	Hospitals & Clinics	It was determined that there are no new additional or expanded delivery models for health care access for the indigent or underserved population of SCC.
Medical	Attempted to explore options for partnerships with local clinics to utilize SBIRT (Screening, Brief Intervention, and Referral to Treatment) program as a strategy to ensure that the uninsured/underserved population of SCC would receive preventative screenings.	Hudson & Baldwin Clinics	Unable to establish partnerships for this initiative as more interest from clinics was needed.
Oral Health	Information was gathered and evaluated for 3 different preventative oral health programs to determine feasibility of a new program for SCC.  Initial programs evaluated did not work for SCC, however there has been some communication with the Southside Dental Bus. Potential for this service to be provided in SCC has been identified for the future.	Public Health & Dental Program Consultants	Replication of the Pierce County Dental Program not feasible due to lack of funding and staffing. Ronald McDonald mobile dental van does not provide service to SCC area. None of the school districts qualified for the state Seal-A-Smile program.
Oral Health	A school-based fluoride program was explored as an option to increase access to preventative dental services, however this was not a feasible option at this time.	Public Health & School Nurses	Staff and funding remain barriers to implementing a school-based fluoride program.
<b>ADEQUATE &amp; APPROPRIATE NUTRITION</b>			
	Monthly Direct Certification (initiated by the school district) to families eligible for the Free and Reduced Lunch program expanded, from two school districts to four school districts in SCC.	Hudson, New Richmond, Glenwood City and Baldwin School Districts	Direct Certification allows for automatic enrollment in the Free and Reduced Lunch Program for eligible families. (School districts are only required to do direct certification 3x/year.) Through monthly direct certification, participating districts enroll families sooner. This has the potential to increase a child's access to healthy foods by removing a financial barrier.
	Efforts made to investigate options for electronic benefit transfer (EBT) availability at local farmers' market. Unable to establish a strong interest among key contacts.	Farmers' Market EBT Coordinator from Pierce County & River Falls Area Hospital	Staffing and funding remain a barrier to implementing EBT at SCC farmers' market.

Task Force	Description of Efforts Made Toward Policy, Environmental, & System Changes	Community sectors involved	Comments
<b>OVERWEIGHT, OBESITY, &amp; LACK OF PHYSICAL ACTIVITY</b>			
	Collaborating with Hudson, Baldwin-Woodville, and St. Croix Central, and New Richmond School Districts to create Recreational Use Agreements and improve active community environments around SCC. Agreements have been created at Hudson School District and St. Croix Central School District. Kelly Appeldorn is working with Transform WI, Public Health Law Center at William Mitchell College of Law, and remaining school districts to create agreements.  Encouraging school districts to update their community/facility websites along with the creation of a Recreational Use Agreement. The updates are suggested by Transform WI and Public Health Law Center because they help increase the shared use of school facilities and equipment.  Healthier Together participation in school district wellness committees is strong. We are making progress with updating school wellness policies and school handbooks/guidelines to support sustainability of Active Schools Core 4+ strategies.  Memorandums of Understanding were created with St. Croix County Parks System, Willow River State Park, and Camp St. Croix to expand our relationships and develop a sustainable framework for ongoing active community systems work in our county, specifically rural areas.	Schools, Communities-At-Large, & Health Care Facilities	We are helping schools navigate the policy world with the assistance of Transform WI and Public Health Law Center.  We completed the CHANGE tool for school districts, communities-at-large, and a variety of health care facilities. We're using our results to guide our future work. See additional information on page 19.
<b>ALCOHOL &amp; OTHER SUBSTANCE ABUSE &amp; ADDICTION</b>			
	<i>Parents Who Host Lose the Most</i> campaigns.  Implemented research-based prevention curriculum within each of four SCC school districts.	Schools, Parent Groups, & Businesses	
<b>ALCOHOL &amp; OTHER SUBSTANCE ABUSE &amp; ADDICTION</b>			
	4 press releases; co-sponsored 5 county public health candidate forums — 6 candidates and 30 attendees.	Area newspapers	

**TABLE 6: HEALTHIER TOGETHER EFFORTS TOWARD POLICY, ENVIRONMENTAL, AND SYSTEM CHANGES**

“It is unreasonable to expect that people will change their behavior easily when so many forces in the social, cultural, and physical environment conspire against such change” (Smedly and Syme, 2000). In addition to health programs aimed at individuals, Healthier Together has been working towards more “upstream” policy, systems, and environmental changes that can aid the people of St. Croix County in making healthy choices that can prevent chronic disease. Table 6 provides an overview of the progress Healthier Together has made when it comes to policy, systems, and environmental change.

In order to effectively identify, plan, and implement needed policy, systems, and environmental changes, it is important for communities to be able to assess the current policy landscape and monitor changes over time. The Community Health Assessment and Group Evaluation (CHANGE) tool was completed in the fall of 2013 to assist Healthier Together with identifying and monitoring important policy, systems, and environmental changes over time. Having this information as a guide will allow Healthier Together to create sustainable, community-based improvements to address the root causes of chronic disease and related risk factors.

**DEFINITIONS:**

**Policy Change** – Laws, regulations, rules, protocols, and procedures, designed to guide or influence behavior. Policies can be either legislative or organizational in nature. Policies often mandate environmental changes and increase the likelihood that they will become institutionalized or sustainable. Examples of legislative policies include taxes on tobacco products, provision of county or city public land for green spaces or farmers’ markets, regulations governing the National School Lunch Program, and

clean indoor air laws. Examples of organizational policies include schools requiring healthy food options for all students, a district ban on the sale of less than healthy foods throughout the school day, menu labeling in restaurants, required quality assurance protocols or practices (e.g., clinical care processes), or a human resources policy that requires healthy foods to be served at meetings.

**Systems Change** – Change that impacts all elements, including social norms of an organization, institution, or system; may include a policy or environmental change strategy. Policies are often the driving force behind systems change. Examples are implementing the National School Lunch Program across the state school system or ensuring a hospital system goes tobacco free.

**Environment Change** – Physical, social, or economic factors designed to influence people’s practices and behaviors. Examples of alterations or changes to the environment include:

**Physical:** Structural changes or the presence of programs or services, including the presence of healthy food choices in restaurants or cafeterias, improvements in the built environment to promote walking (e.g., walking paths), the availability of smoking cessation services to patients or workers, and the presence of comprehensive school health education curricula in schools.

**Social:** A positive change in attitudes or behavior about policies that promote health or an increase in supportive attitudes regarding a health practice, including an increase in favorable attitudes of community decision makers about the importance of nonsmoking policies or an increase in non-acceptance of exposure to second-hand smoke from the general public.

**Economic:** The presence of financial disincentives or incentives to encourage a desired behavior, including charging higher prices for tobacco products to decrease their use or the provision of nonsmoker health insurance discounts.

**GRANT PROCUREMENT**

Healthier Together members have applied for and been awarded five grants. These grants were sought due to specific Healthier Together collaborative efforts and relate to the goals of OOLPA and the Adequate and Appropriate Nutrition Task Forces. (Table 5)

**ST. CROIX VALLEY FOUNDATION (SCVF)**

The funds from two SCVF grants supported the after school physical activity/nutrition programs. This partnership enhanced outdoor activities and provided funds for items such as equipment for indoor and outdoor activities and support for instructor assistants.

2011–2012: \$1700.

2012–2013: \$5000.

**“ACTIVE COMMUNITIES” TRANSFORMATION GRANT**

This three-year, \$160,000 grant (2012–2015) is administered by the Wisconsin Clearinghouse for Prevention Services and is funded by the U.S. Centers for Disease Control and Prevention (CDC). It has supported hiring a Program Manager, Kelly Appeldorn, to coordinate policy initiatives for increasing physical activity in St. Croix County School Districts. In addition, grant funds have supported the establishment of an infrastructure for implementing “Active Communities” and funding materials and personnel for school programming.

**ST. CROIX VALLEY MASTER GARDENERS**

A grant for \$250 was given to the elementary school in Baldwin to support high school Ag/Horticulture students to assist second graders in preparing and planting a garden bed at the school. In addition, Anita Justen (school nurse and master gardener) taught students about the seeds and plantings.

**ALLINA HEALTH**

As a result of the food pantry survey findings, a grant for \$2,500 was awarded to United Way St. Croix Valley for a MyPlate food pantry project in 2012. United Way St. Croix Valley partnered with UW Extension to implement the program. UW Extension nutrition educators taught how to plan and prepare foods in line with MyPlate guidelines, and offered samples at the New Richmond and River Falls Food Pantries. Grant funds were utilized to purchase foods for the participating families to take home (including the two sample foods) and others to complete the MyPlate meal.

**ROBERT WOOD JOHNSON ROADMAPS TO HEALTH PRIZE**

In 2012 Healthier Together collaborated with the New Richmond Vitality Initiative on an application for a national prize for community health improvement. We described three Healthier Together accomplishments: oral health, community gardens, and the after school physical activity-program together with the Vitality Initiative. We were not, however, awarded a prize for this submission.

## SECTION IV

### LESSONS LEARNED: ASSETS, OPPORTUNITIES FOR IMPROVEMENT, AND RECOMMENDATIONS FOR FUTURE DIRECTIONS

#### Assets

- Creation of an integrated, comprehensive approach to the health of St. Croix County residents by forming partnerships between public health, hospitals, schools, and other community organizations
- Evolution of Healthier Together relationships to encompass all area hospitals to work on common goals/objectives
- Excellent period of capacity building provided by Healthier Together leadership prior to launching the implementation phase of the project
- Strong commitment from leaders and the steering committee
- Adequate time (five years) to prepare, launch, and evaluate the project
- Supplementation of financial resources with grant funds
- Significant collaboration and coordination with existing county groups and programs to meet the needs and goals of Healthier Together
- Expertise of Healthier Together members and their willingness to share their knowledge
- Agreements with schools, parks, Family Resource Center, and other community partners
- Task Force champions and leaders developed close working relationships creating strong teams
- Medical and health resources for county residents are widely disseminated through several resource lists, web pages, and brochures
- Establishment of the website

#### Opportunities for Improvement

- Challenge of keeping members engaged for five years
- The loss and change of leaders and members over the five-year period
- Need to increase outreach to existing coalitions and partner on common and complementary goals/objectives

- Funding was sometimes inadequate for the implementation of various objectives and activities
- Need to secure assistance of members knowledgeable in surveying groups of people
- Need to establish an evaluation team and process at the beginning of the planning period and continue to evaluate throughout the Community Health Improvement Process (CHIP)
- Need for funding of evaluation efforts
- Difficulties in addressing five health priorities
- Need to assure representation from all key players such as the Free Clinic to the Medical Access Task Force
- Lack of transportation for St. Croix County (SCC) residents was identified by several task forces as a problem
- Misinformation in the community about health issues such as the fluoridation of water

#### Recommendations for Future Directions

- Reduce the number of health priorities and objectives addressed
- Diversify financial support among SCC organizations
- Partner with Pierce County to expand resources and avoid duplication of efforts
- Create all reporting and evaluation tools and forms from the beginning of the process
- Consider forming an advisory board comprised of the CEOs from all hospitals and public health organizations to function as an “oversight” for fiscal and resource decisions
- Address ways to assure committed task force group leadership and member attendance at task force group meetings
- Coordinate services of different community groups working toward similar goals such as in the mental health community

For specific recommendations for individual task forces and more information please visit [healthiertogetherstcroix.org](http://healthiertogetherstcroix.org) or contact Deb Lindemann at [Deb.Lindemann@co.saint-croix.wi.us](mailto:Deb.Lindemann@co.saint-croix.wi.us) or Kelly Appeldorn at [Kelly.M.Appeldorn@HudsonHospital.Org](mailto:Kelly.M.Appeldorn@HudsonHospital.Org).



# Prioritization

---

A description of the process used to prioritize the identified health needs, as well as a final list of needs that the hospitals within HealthPartners will seek to address



# The Prioritization Process

- On August 24, 2015 leadership from HealthPartners and its respective hospitals met with Community Hospital Consulting to review findings and prioritize the community's health needs.
- Leadership ranked the health needs based on three factors:
  - Size and Prevalence of Issue
  - Effectiveness of Interventions
  - Hospital's Capacity



# The Prioritization Process

- The CHNA Team utilized the following factors to evaluate and prioritize the significant health needs.

<b>1. Size and Prevalence of the Issue</b>
<ul style="list-style-type: none"> <li>a. How many people does this affect?</li> <li>b. How does the prevalence of this issue in our communities compare with its prevalence in other counties or the state?</li> <li>c. How serious are the consequences? (urgency; severity; economic loss)</li> </ul>
<b>2. Effectiveness of Interventions</b>
<ul style="list-style-type: none"> <li>a. How likely is it that actions taken will make a difference?</li> <li>b. How likely is it that actions will improve quality of life?</li> <li>c. How likely is it that progress can be made in both the short term and the long term?</li> <li>d. How likely is it that the community will experience reduction of long-term health cost?</li> </ul>
<b>3. HealthPartners Capacity</b>
<ul style="list-style-type: none"> <li>a. Are people at HealthPartners likely to support actions around this issue? (ready)</li> <li>b. Will it be necessary to change behaviors and attitudes in relation to this issue? (willing)</li> <li>c. Are the necessary resources and leadership available to us now? (able)</li> </ul>



# Final Priorities

- HealthPartners leadership ranked the four significant health needs based on the three factors discussed, resulting in the following prioritized list:
  - 1. Mental and Behavioral Health**
  - 2. Access and Affordability**
  - 3. Chronic Disease and Illness Prevention**
  - 4. Equitable Care**



# Resources in the Community

---

An extensive list of resources that are available in the community to address the identified health needs





# Resources in the Community

- In addition to the services provided by HealthPartners and its hospitals, other charity care services and health resources available in the community are included in this section.

# St. Croix County Community Resources

---

A collection of community resources for  
St. Croix County



# St. Croix County Resource Guide

## CITIES

### Glenwood City Hall

132 Pine St, Glenwood City, WI 54013  
Phone: 715-265-4227  
Water/Sewer: rates & hook-up call above number  
Electric: Xcel Energy 800-895-4999  
Natural Gas: We Energies 800-771-0079  
Telephone: NextGen 800-872-4016  
or Century Tel 715-565-7742

### Hudson City Hall

505 3rd St, Hudson, WI 54016  
Phone: 715-386-4765  
Web: www.ci.hudson.wi.us  
Water/Sewer: rates & hook-up call above number  
Electric & Natural Gas: Xcel Energy 800-895-4999  
Telephone: AT&T Wisconsin 800-924-1000

### New Richmond City Hall

156 E 1st St, New Richmond WI 54017  
Phone: 715-246-4268  
Web: ci.new-richmond.wi.us  
Water/Sewer/Electric: rates & hook-up call 715-246-4167  
Natural Gas: Xcel Energy 800-895-4999  
Telephone: Frontier Communications-St. Croix  
800-435-1504

### City of River Falls

123 E Elm St, River Falls WI 54022  
Phone: 715-425-0900  
Web: www.rfcity.org  
Water/Sewer/Electric: rates & hook-up call 715-425-0906  
Natural Gas: St. Croix Valley Natural Gas 715-425-6177  
Telephone: AT&T Wisconsin 800-924-1000

## VILLAGES

### Baldwin Community Center

400 Cedar St, PO Box 97, Baldwin, WI 54002  
Phone: 715-684-3426  
Web: www.ci.baldwin.wi.us  
Water/Sewer: rates & hook-up call above number  
Electric: Xcel Energy 800-895-4999  
Natural Gas: We Energies 800-771-0079  
Telephone: Baldwin Telecom, Inc. 715-684-3346

### Deer Park Community Center

112 Front St W, PO Box 131, Deer Park, WI 54007  
Phone: 715-269-5213  
Water/Sewer: rates & hook-up call above number  
Electric: Xcel Energy 800-895-4999  
Natural Gas: We Energies 800-771-0079  
Telephone: Amery Telcom, Inc. 715-268-7101

### Hammond Village Hall

455 Davis St, PO Box 337, Hammond, WI 54015  
Phone: 715-796-2727  
Web: www.hammondwi.org  
Water/Sewer: rates & hook-up call above number  
Electric: Xcel Energy 800-895-4999  
or St. Croix Electric 800-924-3407  
Natural Gas: St. Croix Valley Natural Gas 715-425-6177  
Telephone: Century Telephone 800-872-4016

### North Hudson Village Hall

400 7th St North, Hudson, WI 54016  
Phone: 715-386-5141  
Web: www.northhudsonvillage.org  
Water/Sewer: rates & hook-up call above number  
Electric: & Natural Gas: Xcel Energy 800-895-4999  
Telephone: AT&T Wisconsin 800-924-1000

### Roberts Village Hall

107 E Maple St, Roberts, WI 54023  
Phone: 715-749-3126  
Web: www.robertswisconsin.com  
Water/Sewer: rates & hook-up call above number  
Electric: Xcel Energy 800-895-4999  
Natural Gas: Midwest Natural Gas Co. 715-247-5279  
Telephone: AT&T Wisconsin 800-924-1000

## VILLAGES ... continued from page 1

### Somerset Village Hall

110 Spring St, PO Box 356, Somerset, WI 54025  
Phone: 715-247-3395  
Web: www.vil.somerset.wi.us  
Water/Sewer: rates & hook-up call above number  
Electric: Xcel Energy 800-895-4999  
Natural Gas: Midwest Natural Gas 715-247-5279  
Telephone: Somerset Telephone 715-247-5545

### Star Prairie Village Office

207 Bridge Ave, PO Box 13, Star Prairie, WI 54026  
Phone: 715-248-7231  
Water/Sewer: rates & hook-up call above number  
Electric: Xcel Energy 800-895-4999  
Natural Gas: We Energies 800-771-0079  
Telephone: Frontier Communications-St. Croix  
800-435-1504

### Wilson Community Center

440 Main Street, Wilson, WI 54027  
Phone: 715-772-4402  
Water/Sewer: rates & hook-up call above number  
Electric: Xcel Energy 800-895-4999  
Natural Gas: not available  
Telephone: West Wisconsin Telecom Cooperative  
715-664-8311

### Woodville Village Hall

102 S Main St, PO Box 205, Woodville, WI 54028  
Phone: 715-698-2355  
Web: www.ci.woodville.wi.us  
Water/Sewer: rates & hook-up call above number  
Electric: Xcel Energy 800-895-4999  
Natural Gas: We Energies 800-771-0079  
Telephone: Baldwin Telecom, Inc. 715-684-3346

## TOWNS

### Baldwin Town Hall

2399 90th Ave, Baldwin, WI 54002 • 715-684-2187

### Cady Town Hall

398 Hwy 128, Wilson, WI 54027 • 715-772-6818

### Town of Cylon (c/o Cylon-Deer Park Community Center)

112 Front St, WI 54007 • 715-296-5301

### Eau Galle Town Hall

287 County Rd BB, Woodville, WI 54028 • 715-684-5210

### Emerald Town Hall

2398 County Rd G, Emerald, WI 54012 • 715-265-7772

### Erin Prairie Town Hall

1952 County Rd G, New Richmond, WI 54017 • 246-2775

### Forest Town Hall

1895 County Rd D, Emerald, WI 54013 • 715-265-4135

### Glenwood Town Hall

3099 160th Ave, Glenwood City, WI 54013 • 715-265-7782

### Hammond Town Hall

1816 County Rd E, Hammond, WI 54015 • 715-796-2395

### Hudson Town Hall • www.tn.hudson.wi.gov

980 County Rd. A, Hudson, WI 54016 • 715-386-4263

### Kinnickinnic Town Hall

1271 County Rd J, River Falls, WI 54022 • 715-425-8082

### Pleasant Valley Town Hall

1630 30th Ave, Hammond, WI 54015 • 715-425-9010

### Richmond Town Hall

1428 100th St, New Richmond, WI 54017 • 715-246-3595

### Rush River Town Hall

2008 County Rd N, Baldwin, WI 54002 • 715-684-2652

### St. Joseph Town Hall • www.townofstjoseph.com

1337 County Rd V, Hudson, WI 54016 • 715-549-6235

### Somerset Town Hall

748 Hwy 35, PO Box 248, Somerset, WI 54025 • 247-3470

### Springfield Town Hall

856 310th St, Glenwood City, WI 54013 • 715-772-4528

### Stanton Town Hall

1447 200th Ave, New Richmond, WI 54017 • 715-246-6212

### Star Prairie Town Hall

1099 County Rd C, New Richmond, WI 54017 • 715-248-3741

### Troy Town Hall

654 Glover Rd, Hudson, WI 54016 • 715-425-2665

### Town of Warren

720 112th St, Roberts, WI 54023 • 715-749-3994

published by:  
**St. Croix Economic Development Corporation**  
1101 Carmichael Road • Hudson, WI 54016  
phone: 715-381-4383 fax: 715-381-4384  
website: www.stcroixedc.com  
jacki@stcroixedc.com  
revised 5/26/06

**TRANSPORTATION**

**Highways**

Interstate Highway: I-94  
 US Highways: 12 and 63  
 State Highways: 29, 35, 46, 64, 65, 128 and 170

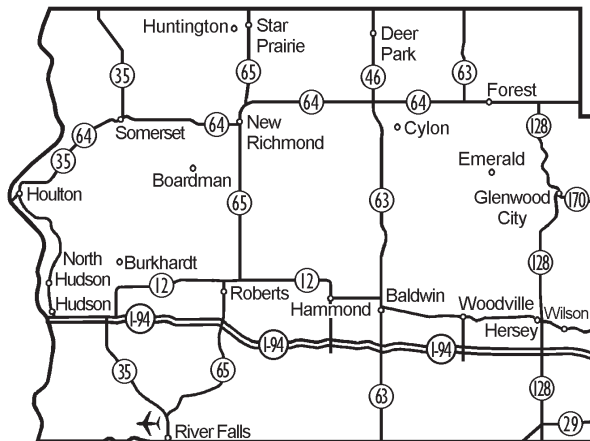
**Airports**

New Richmond Airport  
 4,000 feet, hard surface

Minneapolis St. Paul  
 International Airport  
 20 miles from the  
 Wisconsin/Minnesota  
 border

**Railroads**

Union Pacific  
 Canadian National



**CHAMBER OF COMMERCE**

**Baldwin Chamber of Commerce**

PO Box 142, Baldwin, WI 54002  
 Phone: 715-684-2221  
 Web: baldwinreachamber.org

**Glenwood City Chamber of Commerce**

PO Box 233, Glenwood City, WI 54013  
 Phone: 715-265-4227

**Hudson Area Chamber of Commerce**

502 Second St, Hudson, WI 54016  
 Phone: 715-386-8411 or 800-657-6775  
 Web: www.hudsonwi.org

**New Richmond Area Chamber**

245A S Knowles Ave, New Richmond, WI 54017  
 Phone: 715-246-2900  
 Web: www.newrichmondchamber.com

**River Falls Area Chamber of Commerce**

214 N Main St, River Falls, WI 54022  
 Phone: 715-425-2533  
 Web: www.rfchamber.com

**Somerset Area Chamber of Commerce**

PO Box 357, Somerset, WI 54025  
 Phone: 715-247-3366

**ST. CROIX COUNTY OFFICES**

**St. Croix County Government Center**

1101 Carmichael Road, Hudson, WI 54016  
 Phone: 715-386-4600 • www.co.saint-croix.wi.us

Emergency .....	911
Administration .....	715-381-4303
Clerk of Court .....	715-386-4630
Corporate Counsel .....	715-381-4315
County Clerk .....	715-386-4609
County Treasurer .....	715-386-4645
Department of Natural Resources .....	715-684-2914
Department on Aging .....	715-381-4360
District Attorney .....	715-386-4658
Emergency Communications .....	715-386-4701
Extension Office .....	715-684-3301 ext 5
Glen Hills County Park .....	715-265-4613
Health and Human Services .....	715-246-6991
Economic Support .....	715-246-8257
Public Health .....	715-246-2863
Social Workers .....	715-246-8285
Highway Department .....	715-796-2227
Homestead Park/Perch Lake .....	715-549-6515
Planning Department .....	715-386-4674
Real Property Description .....	715-386-4677
Recycling .....	715-386-4675
Register of Deeds .....	715-386-4652
Sheriff .....	715-381-4320
Veteran's Service Office .....	715-386-4759
Zoning Office .....	715-386-4680

**EDUCATION**

**Baldwin/Woodville School District • 715-684-3411**

550 U.S. Highway 12, Baldwin, WI 54002  
 www.bwsd.k12.wi.us

**Glenwood City School District • 715-265-4757**

PO Box 339, Glenwood City, WI 54013  
 www.gcsd.k12.wi.us

**Hudson School District • 715-386-4900**

1401 Vine Street, Hudson, WI 54016  
 www.hudson.k12.wi.us

**New Richmond School District • 715-243-7411**

701 East Eleventh Street, New Richmond, WI 54017  
 www.newrichmond.k12.wi.us

**River Falls School District • 715-425-1800**

852 East Division Street, River Falls, WI 54022  
 www.rfsd.k12.wi.us

**Somerset School District • 715-247-3313**

PO Box 100, Somerset, WI 54025  
 www.somerset.k12.wi.us

**St. Croix Central School District**

www.scc.k12.wi.us  
 202 South Division, Roberts, WI 54023  
 715-749-3119 (Elementary)  
 PO Box 118, Hammond, WI 54015  
 715-796-2256 ( Jr./Sr. High)

**Wisconsin Indianhead Technical College • 800-243-9482**

1019 South Knowles, New Richmond, WI 54017  
 Phone: 715-246-6561 or 800-243-9482

**Chippewa Valley Technical College • 715-425-3301**

715 North Main Street, River Falls, WI 54022  
 www.cvtc.edu

**University of Wisconsin River Falls • 715-425-3911**

410 South Third Street, River Falls, WI 54022  
 www.uwrf.edu



**HEALTH CARE**

**Baldwin Area Medical Center • 715-684-3311**

730 10th St, Baldwin, WI 54002

**Hudson Hospital • 715-531-6000**

405 Stageline Rd, Hudson, WI 54016

**Westfields Hospital • 715-246-2101**

535 Hospital Rd, New Richmond, WI 54017

**River Falls Area Hospital • 715-425-6155**

1629 E Division St. River Falls, WI 54022

**Baldwin Clinic • 715-684-3326**

730 10th Ave, Baldwin, WI 54002

**Red Cedar Clinic • 715-265-7321**

219 E Oak Ave, Glenwood City, WI 54013

**Hammond Clinic • 715-796-2550**

425 Davis St, Hammond, WI 54015

**Hudson Physicians • 715-531-6800**

403 Stageline Rd, Hudson, WI 54016

**New Richmond Clinic • 715-246-6911**

551 Hospital Rd, New Richmond, WI 54017

**Family Medical Surgical Center • 715-246-2521**

246 Tierney Dr, New Richmond, WI 54017

**River Falls Medical Clinic • 715-425-6701**

1687 E Division St, River Falls, WI 54022

**Somerset Clinic • 800-877-1588**

700 Rivard St, Somerset, WI 54025

**COMMUNITY RESOURCES**

**Glenwood City Community Center • 715-265-7242**

217 W Oak St, Glenwood City, WI 54013

**Phipps Center for the Arts • 715-386-2305**

109 Locust St, Hudson, WI 54016 • www.thephipps.org

**YMCA St. Croix Valley • 715-386-1616**

2211 Vine St, Hudson, WI 54016  
 www.ymcatwincities.org/locations/stcroix.asp

**St. Croix County Historical Society/Octagon House**

1004 3rd St, Hudson, WI 54016 • 715-386-2654  
 website: www.pressenter.com/~octagon

**New Richmond Heritage Center • 715-246-3276**

1100 Heritage Drive, New Richmond, WI 54017  
 website: www.pressenter.com/~nrpsinc

## **Community Resource Directory**

**Updated 9/12/2014**

- 1) *Adoption*
- 2) *Assisted Living*
- 3) *Children and Family Services*
- 4) *Churches*
- 5) *Counseling and Therapy*
- 6) *County, Federal and State agencies*
- 7) *Crisis Intervention*
- 8) *Dental*
- 9) *Home Health Care*
- 10) *Hospice*
- 11) *Hospitals (and maps)*
- 12) *Language Interpretation*
- 13) *Medical Equipment and O2 Purchase and Rental*
- 14) *Mental Health, Chemical Dependency and Eating Disorder Treatment*
- 15) *Nursing Homes*
- 16) *Pharmacies*
- 17) *Prescription Assistance*
- 18) *Programs for Seniors*
- 19) *Support Groups*
- 20) *Transportation*

### **Adoption**

#### **Catholic Charities- St. Paul / Minneapolis**

1200 2<sup>nd</sup> Avenue South  
Minneapolis, MN 55403  
612-204-8500  
[www.ccspm.org](http://www.ccspm.org) Fax: 715-832-6644

#### **Children's Home Society**

1605 Eustis Street  
St. Paul, MN 55108  
651-646-7771 / 1-800-952-9302  
651-646-0436 fax  
[www.chsfs.org](http://www.chsfs.org)

#### **Crossroads Adoption Service**

502 Second Street, Suite 205  
Hudson, WI 54016  
715-386-5550  
<http://crossroadsadoption.org> email: [hope@hopeadoptionsservices.org](mailto:hope@hopeadoptionsservices.org)

#### **Hope Adoption International**

5850 Omaha Avenue North  
Oak Park Heights, MN 55082  
651-439-2446  
651-439-2071 fax  
[www.hopeadoptionsservices.org](http://www.hopeadoptionsservices.org)

#### **Lutheran Social Services**

1320 W. Clairemont Avenue, Suite 200  
Eau Claire, WI 54701  
877-967-5577  
715-834-7563 fax  
[www.lsswis.org](http://www.lsswis.org)

#### **Find Pregnancy Options**

713 County Road 5  
Stillwater, MN 55082  
651-439-5964  
651-439-4064 fax  
<http://findpregnancyoptions.org>

#### **Woodbury Pregnancy Options**

1103 Weir Drive, Suite 500  
Woodbury, MN 55125  
651-340-9062  
[www.woodburypregnancy.com](http://www.woodburypregnancy.com)

#### **Eau Claire Office**

448 North Dewey Street  
Eau Claire, WI 54703  
Eau Claire 715-832-6644

## Assisted Living

### **Afton Care St. Croix**

15890 31<sup>st</sup> Street S  
Afton, MN 55001  
651-249-8518  
651-436-1159 fax  
<http://aftonseniorcare.com>

### **Afton Care West**

13115 50<sup>th</sup> Street S  
Afton, MN 55001  
651-436-4047  
651-436-4048 fax  
<http://aftonseniorcare.com>

### **Arthur-Rose Assisted Living**

1164 Business Hwy 64  
New Richmond, WI 54017  
715-246-0800  
715-246-9568 fax  
[Arthur-rose.net](http://Arthur-rose.net)

### **Boutwells Landing**

5600 Norwich Parkway  
Oak Park Heights, MN 55082  
651-275-5000  
[www.boutwells.org](http://www.boutwells.org)

### **Comforts of Home – Bldg. 1**

1111 Heggen Street  
Hudson, WI 54016  
715-222-1653 Bldg. 1  
715-377-0669 fax  
[wpseniorliving.com](http://wpseniorliving.com)

### **Bldg. 2**

805 Heggen Street  
Hudson, WI 54016  
715-222-1653 phone  
715-386-3378 fax

### **Comforts of Home – River Falls**

2348 Aurora Circle  
River Falls, WI 54022  
715-338-7166  
[wpseniorliving.com](http://wpseniorliving.com)

### **Croixdale Residence**

750 Hwy 95 N  
Bayport, MN 55003  
651-275-4800  
651-275-4801 fax  
[www.croixdale.org](http://www.croixdale.org)

### **Deerfield – Jo Rich, Admissions**

1127 West Eighth Street  
New Richmond, WI 54017  
715-243-3900  
715-243-3901 fax  
[www.preshomes.org](http://www.preshomes.org)

### **Heritage Court**

425 Davis Street  
Hammond, WI 54015  
715-796-2218  
715-796-5286 fax  
[www.heritagecourtassistedliving.com](http://www.heritagecourtassistedliving.com)

### **Hometown Senior Living**

1015 Crest View Drive  
Hudson, WI 54016  
715-808-0101  
715-808-0219 fax  
Woodbury  
1265 Belmont Drive  
Woodbury, MN 55125  
651-207-5999  
715-808-0219 fax  
or  
3610 Mt. Vernon Ct.  
Woodbury, MN 55129  
715-781-0605 or 651-714-7099 Mary  
[www.hometownseniorliving.com](http://www.hometownseniorliving.com)

### **Our House Assisted Living**

902 South Wasson Lane  
River Falls, WI 54022  
715-426-0151  
715-426-9824 fax  
[www.ourhousesl.com](http://www.ourhousesl.com)

**Our House Assisted Living**

1310 Circle Pine Drive  
New Richmond, WI 54017  
715-246-7655  
715-246-2084 fax  
[www.ourhousesl.com](http://www.ourhousesl.com)

**Parkinson's Specialty Care Residential Assisted Living**

1940 Major Drive  
Golden Valley, MN 55422  
763-550-1774  
pscmn.com

**Pine Ridge Assisted Living**

1320 Wisconsin Street  
Hudson, WI 54016  
715-386-5363  
715-381-4200 fax  
[www.cchudson.org](http://www.cchudson.org)

**Prelude Memory Care Cottages- Woodbury**

Ltc, Respite, Hospice  
Private Pay  
Randy Gnadke- Community Outreach Director  
651-354-6935  
10020 Raleigh Road  
Woodbury, MN 55129

**Red Cedar Canyon Assisted Living**

3001 Hanley Road  
Hudson, WI 54016  
715-381-7333  
715-381-7313 fax  
[redcedarcanyonseniorliving.com](http://redcedarcanyonseniorliving.com)

**Regina Assisted Living**

1175 Nininger Road  
Hastings, MN 55033  
651-480-4333  
[www.reginamedical.org](http://www.reginamedical.org)

**Stonecrest**

8725 Promenade Lane  
Woodbury, MN 55125  
651-264-3200  
[www.stonecrestwoodbury.org](http://www.stonecrestwoodbury.org)

**Triple Angels Health Care**

7957 80<sup>th</sup> Street S.  
Cottage Grove, MN 55016  
651-458-9401  
[www.tripleangels.com](http://www.tripleangels.com)

**Willow Ridge Health Care**

400 Deronda Street  
Amery, WI 54001  
715-268-8171  
[www.willowridgecare.com](http://www.willowridgecare.com)

**Income Based Senior Housing**  
**Hudson, Wisconsin**

**Housing Authority**

1015 2<sup>nd</sup> Street  
Hudson, WI 54016  
715-386-5301

**Heirloom Court and Tribute Commons**

100 Heirloom Court  
Hudson, WI 54016  
715-690-2510; 715-690-2521  
[www.accessiblespace.org](http://www.accessiblespace.org)

## Children and Family Services

### **St. Croix Therapy**

Therapeutic Services for Children and Adults  
742 Sterbenz Drive  
Hudson WI 54016  
715-386-2128  
715-386-6119 fax  
stcroixtherapy.org

### **Birth to Three Program for Early Intervention**

St. Croix County Department of Health and Human Services  
1445 N. 4<sup>th</sup> Street  
New Richmond, WI 54017  
715-246-8248  
715-246-8439 fax  
715-386-4600 Hudson  
[www.co.saint-croix.wi.us/index.htm](http://www.co.saint-croix.wi.us/index.htm)

### **Brain Balance Achievement Centers (testing and treatment of learning disabilities)**

783 Radio Drive, #106  
Woodbury, MN  
651-731-6163  
[brainbalancecenters.com](http://brainbalancecenters.com)

### **Bridge for Hudson Youth, Inc.**

651 Brakke Drive  
Hudson, WI 54016  
715-381-8230  
715-381-8286 fax  
[www.BridgeYwd.org](http://www.BridgeYwd.org)

### **Car Seat Checks**

River Falls Ambulance  
715-425-9427 - Mary Walters  
Westfields Hospital  
715-243-7262 – Angela Whitley

### **Chrysalis for Women**

4432 Chicago Avenue S  
Minneapolis, MN 55407  
612-871-0118  
[www.tubman.org](http://www.tubman.org)

### **Childbirth Collective**

Directory of Doulas, midwives and Post-Partum baby nurses  
[www.childbirthcollective.org](http://www.childbirthcollective.org)

### **Chippewa Valley Free Clinic**

836 Richard Drive  
Eau Claire, WI 54701  
715-839-8477  
715-839-8521 fax  
[www.cvfreesclinic.org](http://www.cvfreesclinic.org)

### **College Nannies and Tutors**

1785 Radio Drive Suite C-1  
Woodbury, MN 55125  
651-209-8759  
[www.collegenannies.com](http://www.collegenannies.com)

### **Community Referral Agency Welcome Home Shelter**

24-Hour Crisis : 1-800-261-7233

### **DNA Testing**

#### **St. Croix County Government Center**

1101 Carmichael Road  
Hudson, WI 54016  
715-386-4691  
1-800-362-2368  
715-381-4410 fax

### **Dome Ranch Day Service Programming**

W2332 Cty Rd G  
Elmwood, WI 54740  
715-639-2078  
[domeranch.com](http://domeranch.com)

### **Emergency Foster Care & Child Protection**

St. Croix County Family and Children Services  
1752 Dorset Lane  
New Richmond, WI 54017  
715-246-8285  
715-246-8412 fax  
[www.co.saint-croix.wi.us](http://www.co.saint-croix.wi.us)



**Faith's Lodge**

4048 Lakeland Ave N #212  
Minneapolis, MN 55422  
612-825-2073  
[www.faithslodge.org](http://www.faithslodge.org)

**Family Means**

1875 Northwestern Avenue S  
Stillwater, MN 55082  
651-439-4840; 1-800-327-3203  
Fax 651-439-4894  
[www.familymeans.org](http://www.familymeans.org)

**Free Clinic of the Greater Menomonie Area**

Red Cedar Medical Center Level A  
2321 Stout Road  
Menomonie, WI 54751  
715-308-3808  
[menomoniefreeclinic.org](http://menomoniefreeclinic.org)

**Free Clinic of Pierce and St. Croix Counties**

River Falls Medical Clinic  
1687 East Division Street  
River Falls, WI 54022  
715-307-3948  
[www.freeclinicpiercestcroix.org](http://www.freeclinicpiercestcroix.org)

**Head Start – St. Croix County**

P.O. Box 374  
421 So. Green Ave  
New Richmond, WI 54017  
715-986-2020 or 715-246-3232  
715-246-9832 fax  
<http://www.cesa11.k12.wi.us/hs/>

**Helping Hands Breast Milk Bank**

1-888-274-5103  
<http://helpinghandsbank.com>

**Midwest Children's Resource Center**

Children's Hospitals and Clinics  
Garden View Medical Building  
347 North Smith Avenue, Suite 401  
St. Paul, MN 55102  
651-220-6750 ext 1  
651-220-6770 fax  
[www.childrensmn.org](http://www.childrensmn.org)

**Mother-Baby Program – Hennepin County Medical Center**

Outpatient Mental Health treatment program  
612-873-6262

**Nanny Professionals**

2456 Arkwright Street  
St. Paul, MN 55117  
651-221-0587  
651-483-9261 fax  
[www.nannyprofessionals.com](http://www.nannyprofessionals.com)

**National Sexual Assault Hotline**

1-800-656-HOPE

**Now I Lay Me Down To Sleep**

1-877-834-5667  
Parent Coordinator  
Katey Pettengill  
605-290-5784  
[www.nowilaymedowntosleep.org](http://www.nowilaymedowntosleep.org)

**Planned Parenthood**

1795 Radio Drive, Suite D  
Woodbury, MN 55125  
651-696-5550  
1-800-230-PLAN  
651-696-5551- Fax  
[www.plannedparenthood.org](http://www.plannedparenthood.org)

**Project Life**

651-439-5964  
713 County Road S  
Stillwater, MN 55082  
[www.stillwaterprojectlife.org](http://www.stillwaterprojectlife.org)

**Ruby's Pantry**

Home Office- Home and Away Ministries  
 P.O. Box 1  
 Pine City, WI 55063  
 320-629-7400  
[rubyspantry.org](http://rubyspantry.org)

**St. Croix County Public Health**

1752 Dorset Lane  
 New Richmond, WI 54017  
 715-246-8263  
 715-246-8367 fax  
[www.co.saint-croix.wi.us](http://www.co.saint-croix.wi.us)

**St. Croix Family Medical Clinic**

5640 Memorial Avenue N, Suite B  
 Stillwater, MN 55082  
 651-430-1880  
 651-430-1323 fax  
[www.southsidechs.org](http://www.southsidechs.org)

**St. Croix Family Resource Center**

857 Main Street  
 P.O. Box 2087  
 Baldwin, WI 54002  
 715-684-4440  
 715-684-5122 fax  
[www.frscv.org](http://www.frscv.org)

**Tri County Life Center (Osceola, WI)**

715-755-2229  
 215 N Cascade St  
 Osceola, WI 54020  
[www.osceolatlc.org](http://www.osceolatlc.org)

**United Way St. Croix Valley**

516 Second Street, Suite 214 B  
 Hudson, WI 54016  
 715-377-0203  
 715-377-0774 fax  
[www.unitedwaystcroix.org](http://www.unitedwaystcroix.org)

**YMCA of St. Croix Valley**

2211 Vine Street  
 Hudson, WI 54016  
 715-386-1616; 651-436-2883  
 715-386-4424 fax  
[www.ymcatwincities.org](http://www.ymcatwincities.org)

**Youth Service Bureau**

101 W. Pine St.  
 Stillwater MN 55082  
 715-781-0409 or 651-439-8800  
[www.ysb.net](http://www.ysb.net)

**WIC**

1445 N. 4<sup>th</sup> Street  
 New Richmond, WI 54017  
 715-246-8359  
 Fax 715-246-8367  
[www.dhfs.state.wi.us/wic](http://www.dhfs.state.wi.us/wic)

**Wisconsin Drug Endangered Children Program**

Cindy Giese, Special Agent in Charge  
[gieseck@doj.state.wi.us](mailto:gieseck@doj.state.wi.us)  
 715-210-6706  
 1-888-415-9821  
[wisconsindec.org](http://wisconsindec.org)

**Wisconsin First Step**

1-800-642-7837  
[www.mch-hotlines.org](http://www.mch-hotlines.org)

**Wisconsin Maternal and Child Health Hotline**

1-800-722-2295  
[www.mch-hotlines.org](http://www.mch-hotlines.org)

**Wisconsin Well Women's Program**

Department of Health and Human Services  
 West Wilson Street  
 Madison, WI 53703  
 1-608-266-8311  
 St. Croix County: 715-246-8362 (Jay Ann Hay – Coordinator)  
 Pierce County: 715-425-8003 (Jena Most – Coordinator)  
[www.dhs.wisconsin.gov/womenshealth/wwwp/](http://www.dhs.wisconsin.gov/womenshealth/wwwp/)

## Churches

\*\*\*\*\*

### **AFTER HOURS –**

**-St. Patrick's Hudson** Father John Gerritts 715-381-5120; 715-550-0725

Father Patrick 715-218-9812

**-St. Croix Clergy On-Call - 651-430-1551 For Bayport/Stillwater area Catholic residents needing Last Rites/Sacraments**

**Jehovah's Witnesses – Richard Schrimps 715-381-7386h; 715-222-1275; Ludwig Blagen 715-381-0132h; 612-802-2309c; Jerry Drews 651-263-3390**

-----

### **Ascension Episcopal Church**

214 N. 4<sup>th</sup> Street

Stillwater, MN

651-439-2609

[www.ae-church.org](http://www.ae-church.org)

### **Assembly of God – Christ Center**

810 Northview Dr.

Hudson, WI 54016

715-386-5441

Sr. Pastor Mike Roeder

<http://ccagudson.radiantwebtools.com>

### **Bethel Highlands**

504 Frontage Road

Hudson, WI 54016

715-386-8821

[www.bethelhudson.org](http://www.bethelhudson.org)

### **Bethel Lutheran Church Downtown**

920 3<sup>rd</sup> Street

Hudson, WI 54016

715-386-8821

Pastor John Lestock

[www.bethelhudson.org](http://www.bethelhudson.org)

### **Bible Baptist**

545 Sixth St. N.

Hudson, WI 54016

715-386-2362

Pastor Mark Shore

[www.biblebaptisthudson.org](http://www.biblebaptisthudson.org)

### **Christ Lutheran**

510 Germain

Somerset, WI 54025

715-247-3341

715-247-2117 fax

Pastor Kathy Tulman

715-579-9780

[somensetlutheran.org](http://somensetlutheran.org)

### **Church of Jesus Christ of Latter Day Saints**

Hudson Ward

545 Stageline Road

Hudson, WI 54016

715-386-1830

Leader: Bishop Hacking

### **Cornerstone Church (Non-Denominational)**

1024 4<sup>th</sup> St.

Hudson, WI

715-377-1400

Pastor Eric Olson

[www.cornerstonehudson.org](http://www.cornerstonehudson.org)

### **Cross Lutheran (ELCA)**

1246 County TT

Roberts, WI

715-749-3551

Pastor Dean Simpson

[www.robertscrosslutheran.com](http://www.robertscrosslutheran.com)

### **Emmanuel Evangelical Lutheran Church**

712 Grandview Drive

Hudson, WI 54016

715-386-9851

Pastor Fred Kogler

[www.emmanuelhudson.org](http://www.emmanuelhudson.org)

### **Ezekiel Lutheran Church (ELCA)**

202 S 2<sup>nd</sup> Street

River Falls, WI 54022

715-425-8294

Pastor Mark Hall

[www.ezekiellutheran.org](http://www.ezekiellutheran.org)

**Faith Community Church**

777 Carmichael Road  
Hudson, WI 54016  
715-386-4070

Pastors: Larry Szyman, Tim Porter  
[www.fcchudson.com](http://www.fcchudson.com).

**Faith Community Church**

1040 Paperjack Drive  
New Richmond, WI 54017  
715-246-3763

Pastor Mike Evans  
[www.homeforever.org](http://www.homeforever.org)

**Family of Christ Lutheran (LCMS)**

285 County Road E  
Houlton, WI 54016  
715-549-6140

Pastor Mark Schreiber  
[www.familyofchristhoulton.org](http://www.familyofchristhoulton.org)

**First Covenant Church – Evangelical Covenant**

1374 N. Main St.  
River Falls, WI 54022  
715-425-2640

Pastor Todd Ertsgaard  
[www.rfcov.org](http://www.rfcov.org)

**Five Oaks Church**

4416 Radio Drive  
Woodbury, MN 55129  
651-459-7485

Pastor Henry Williams  
[www.fiveoakschurch.org](http://www.fiveoakschurch.org)

**First Baptist Church**

309 Vine St.  
Hudson, WI 54016  
715-386-9589

Pastor Jim Winter  
[www.fbHUDSON.org](http://www.fbHUDSON.org)

**First Church of Christ (Scientist)**

850 W. Churchill  
Stillwater, MN 55082  
651-430-2422

**First Congregational United Church of Christ**

110 N. Third St.  
River Falls, WI 54022  
715-425-2052

Rev. Chris Myers  
[www.firstchurchrf.org](http://www.firstchurchrf.org)

**First Presbyterian Church**

1901 Vine Street  
Hudson, WI 54016  
715-386-2851

Fax 715-381-2174  
Pastor Stephanie Anthony  
[www.fpchudson.com](http://www.fpchudson.com)

**First Reformed Church**

1120 11<sup>th</sup> Avenue  
Baldwin, WI 54002  
715-684-2901

715-684-4661 fax  
Pastor Timothy Sluiter  
[www.firstreformedbaldwin.org](http://www.firstreformedbaldwin.org)

**Harvest Time Outreach Church**

498 Jacobs Lane  
Hudson, WI 54016  
715-386-4057

Sr. Pastor Randy Simonson  
[www.harvesttimeoutreach.org](http://www.harvesttimeoutreach.org)

**Hudson United Methodist (Methodist)**

1401 Laurel Ave.  
Hudson, WI 54016  
715-386-3921

Rev. Bruce Stunkard  
[www.umchudson.org](http://www.umchudson.org)

**Jehovah's Witness**

485 Jacobs Lane  
 Hudson, WI 54016  
 715-386-6246

**Memorial Lutheran (ELCA)**

15730 S. Afton Blvd.  
 Afton, MN 55043  
 651-436-1138  
 Pastor Derek Fossey  
[www.memoriallutheran.org](http://www.memoriallutheran.org)

**Messianic / Sabbatarian**

Beth Immanuel Sabbath Fellowship  
 828 3<sup>rd</sup> St.  
 Hudson, WI 54106  
 715-386-0106  
[www.bethimmanuel.org](http://www.bethimmanuel.org)

**Mt. Zion Lutheran Church (ELCA)**

505 13<sup>th</sup> Street South  
 Hudson, WI 54016  
 715-386-5409  
 Pastor Mark Peters  
[www.mtzionhudson.com](http://www.mtzionhudson.com)

**People's Congregational**

309 N. Third St.  
 Bayport, MN 55003  
 651-439-5667  
 Sr. Pastor Lanny Kuester  
[www.peoplescongregational.org](http://www.peoplescongregational.org)

**Redeemer Lutheran Church**

1097 County A  
 Hudson, WI 54016  
 715-386-7749  
 Pastor Marilyn Thrber  
[www.redeemerburkhardt.org](http://www.redeemerburkhardt.org)

**Riverside Ministries**

427 Cty Rd. VV  
 Somerset, WI 54025  
 715-247-3000  
 715-247-5673  
 Pastor William Hieb  
[www.gospelpreach.com](http://www.gospelpreach.com)

**St. Bridget's Catholic Church**

211 E. Division Street – P.O. Box 86  
 River Falls, WI 54022  
 715-425-1870  
 Rev. Gerald Harris  
[www.saintbridgets.org](http://www.saintbridgets.org)

**St. Croix Valley United Methodist**

16600 7<sup>th</sup> Street S  
 Lakeland, MN 55043  
 651-436-8691  
 Co-Pastors John and Judy McEachran ext. 102  
[www.stcroixvalleyumc.org](http://www.stcroixvalleyumc.org)

**St. Francis Catholic Church**

246 S. Grant Street  
 Ellsworth, WI  
 715-273-4774  
 715-273-4066 fax  
 Father Irudayanathan Thainase  
[www.stfrancisofassisiellsworth.catholicweb.com](http://www.stfrancisofassisiellsworth.catholicweb.com)

**St. Mary's Episcopal Church**

8435 St. Croix Trail S. (Denmark Township)  
 Hastings, MN 55033  
 651-338-5364  
 Rev. Scott Monson, Rev. Brenda Moffman  
 stmarysafton.org

**St. Patrick's Catholic Church**

1500 Vine Street  
 Hudson, WI 54016  
 715-381-5120  
 715-381-5125 fax  
 Rev. John Gerritts  
[www.stpatrickofhudson.org](http://www.stpatrickofhudson.org)

**St. Paul's Episcopal Church**

502 County UU  
Hudson, WI 54016  
715-386-2348  
Father Guy Usher

**St. Peter Lutheran (LCMS)**

880 Neal Ave. S.  
Afton, MN 55001  
651-436-3357  
Rev Erland Asmus  
[www.stpeterofafton.org](http://www.stpeterofafton.org)

**Shepherd of the Valley (Lutheran)**

14107 S Hudson Road  
Afton, MN 55001  
651-436-8248  
651-436-1931 fax  
Pastor Steve Krammer  
[www.shepherd-lutheran.org](http://www.shepherd-lutheran.org)

**Seventh Day Adventist**

521 Old Hwy 35  
Hudson, WI 54016  
715-377-7911  
Pastor John Strehle  
[www.hudson23.adventistchurchconnect.org](http://www.hudson23.adventistchurchconnect.org)

**Transport for Christ/Twin City Chapel**

Church Outreach  
Twin City East, I-94, Exit 4 (Hwy 12 and I-94)  
715-386-7207  
Chaplain Tim Sackett  
[www.transportforchrist.org](http://www.transportforchrist.org)

**Trinity Family Center**

614 Badlands Road  
Hudson, WI 54016  
715-381-1414  
[www.trinityhudson.org](http://www.trinityhudson.org)

**Trinity Lutheran Church (LCMS)**

1205 6<sup>th</sup> Street  
Hudson, WI 54016  
715-386-9313  
Pastor Todd Stocker  
[www.trinityhudson.org](http://www.trinityhudson.org)

**Trinity Lutheran Church – Stillwater**

115 N 4<sup>th</sup> Street  
Stillwater, MN  
651-439-7400  
651-430-2935 fax  
[www.trinitylc.org](http://www.trinitylc.org)

**Unitarian Universalist Society of River Falls**

N8010 Hwy. 65  
River Falls, WI 54022  
715-425-5115  
Rev. Ted Tollefson  
[www.uusrf.org](http://www.uusrf.org)

**United Church of Christ**

1001 Birch Drive  
Roberts, WI 54023  
715-749-3225  
Interim Pastor Melinda Feller  
[www.robertsucc.org](http://www.robertsucc.org)

**Valley Baptist**

860 St. Croix Trail S.  
Lakeland, MN 55043  
651-436-5278  
Pastor Steve Fahs  
[www.myvalleybaptistchurch.com](http://www.myvalleybaptistchurch.com)

## **Counseling, Therapy and Outpatient Psychiatry**

### **Awaken Counseling and Wellness- Maria Shea**

1294 Hosford Street  
Hudson, WI 54016  
715-505-7268

[www.awakencounselingandwellness.com](http://www.awakencounselingandwellness.com) : [www.mariashea.com](http://www.mariashea.com)

### **Bachman and Associates, Inc. / Counseling Care**

1500 McAndrews Road W  
Burnsville, MN 55337  
952-892-8492  
counselingcare.us/

### **BHSI**

7616 Currell Boulevard  
Suite 290  
Woodbury, MN 55125  
651-769-6550  
651-769-6599- Fax

[www.bhsclinics.com/woodbury](http://www.bhsclinics.com/woodbury)

### **Counseling Psychologists of Woodbury**

7582 Currell Boulevard, Suite 108  
Woodbury, MN 55125  
651-739-7539

[www.cpwmn.com](http://www.cpwmn.com)

### **Croix Counseling and Psychology**

1200 Crestview Drive  
Hudson, WI 54016  
715-377-0000

[www.croixcounseling.net](http://www.croixcounseling.net)

### **Dr. Loretta Henson**

123 W. Cascade Ave.  
River Falls, WI 54022  
715-426-4967  
Accepts Medicare

### **Family Innovations, Inc.**

131 Carmichael Road Suite 206  
Hudson, WI 54016  
715-808-0607

[www.familyinnovations.com](http://www.familyinnovations.com)

### **Family Means**

Stillwater, Hudson, Woodbury offices  
1875 Northwestern Avenue S  
Stillwater, MN 55085  
651-439-4840 (sliding scale) 1-800-327-3203  
651-439-4894 fax

[www.familymeans.org](http://www.familymeans.org)

### **HHS Mental Health**

1752 Dorset Lane  
New Richmond, WI 54017  
715-246-8255 or 715-381-4357 (sliding scale)  
715-246-8450 fax

[www.co.saint-croix.wi.us/](http://www.co.saint-croix.wi.us/)

### **Dale R. Hawley, M.M.F.T**

1325 2<sup>nd</sup> Street  
Hudson, WI 54016  
651-210-5353 (cell)

### **Hudson Counseling Services**

901 Dominion Drive  
Hudson, WI 54016  
715-531-6760  
715-531-6761 fax

[www.hudsoncounselingservices.com](http://www.hudsoncounselingservices.com)

### **Integra Counseling Services, Inc. – Dr. Jill Zimmerman, Ph.D**

522 2<sup>nd</sup> St. Suite 3  
Hudson, WI 54016  
715-386-9011

[www.integracounselingservices.com](http://www.integracounselingservices.com)

### **Luther Midelfort Clinic – Psychiatry**

Eau Claire, WI  
715-838-6763

### **Marshfield Clinic – Eau Claire**

Dr. Rhonda Davis, Pediatric Psychiatrist  
2116 Craig Road  
Eau Claire, WI 54701  
1-800-924-8515  
715-858-4501

**Midwest Psychological Services**

Dr. Bradley Nevins  
Eagle Valley Bank Building – Suite F  
2501 Hanley Road  
Hudson, WI 54016  
715-381-1980 or 651-278-3095  
651-278-3095 (emergency only)  
715-381-1906  
[www.midwestpsychological.com](http://www.midwestpsychological.com)

**Jackie Niemand, M.A., LP Psychological Services**

6750 Stillwater Boulevard North  
Stillwater, MN 55082  
651-275-9680  
651-430-9296 fax  
[www.jackieniemand.com](http://www.jackieniemand.com)

**Northwest Counseling Services, S.C.- Baldwin Area Medical Center**

730 10<sup>th</sup> Ave  
Baldwin, WI 54002  
715-684-6777

**NuView Psychological Services**

6120 Oren Avenue North  
Stillwater, MN 55082  
651-430-0888  
651-430-0889 fax  
Dr. Gustafson Cell: 651-491-1023  
[www.nuviewps.com](http://www.nuviewps.com)

**Pathways**

Health Crisis Resource Center  
3115 Hennepin Avenue South  
Minneapolis, MN 55408  
612-822-9061  
651-824-3841 fax  
[www.pathwaysminneapolis.org](http://www.pathwaysminneapolis.org)

**River Valley Psychological Services**

215 N 2<sup>nd</sup> Street - Suite 202  
River Falls, WI 54022  
715-425-8899

**St. Croix Psychological Clinic**

1561 Commerce Court.  
River Falls, WI 54022  
715-425-7031

**Stillwater Psychiatric Group**

Dr. Rebecca DeRosette  
Brick Alley  
651-439-0708

**Youth Services Bureau (sliding scale)**

651-439-8800 Stillwater  
651-735-9534 Woodbury  
651-458-5224 Cottage Grove  
715-781-0409 Western Wisconsin  
[www.yzb.net](http://www.yzb.net)

**Other Related Services**

**SoulsShine's Inner Room**

Nona Trealoff Bock  
511 2<sup>nd</sup> St.  
Hudson, WI 54016  
715-386-3360  
[www.soulsshine.com](http://www.soulsshine.com)



## County, Federal and State Agencies

### **Dakota County Health and Human Services**

1 Mendota Road W  
W. St. Paul, MN 55118  
651-554-6100; 952-891-7500  
952-891-7171 after-hours crisis  
[www.co.dakota.mn.us](http://www.co.dakota.mn.us)

### **HIRSP (Health Insurance Risk Sharing Plan)**

1-800-828-4777  
608-226-8770 fax  
[www.hirsp.org](http://www.hirsp.org)

### **Last Will and Testament Information**

[www.uslegalforms.com](http://www.uslegalforms.com) or [www.alllaw.com](http://www.alllaw.com)  
1-877-389-0141 customer service

### **Long-Term Care Ombudsman**

Board on Aging and Long-Term Care  
1402 Pankratz Street, Suite 111  
Madison, WI 53704-4001  
1-800-815-0015 phone  
608-246-7001 fax  
[www.dhs.wisconsin.gov](http://www.dhs.wisconsin.gov)

### **MNsure**

1-855-3-MNSURE  
[mnsure.org](http://mnsure.org)

### **Minnesota Hoarding Task Force (MHTF)**

Provides community resources and assistance.  
555 7<sup>th</sup> Street West, Suite 301  
St. Paul, MN 55102-3068  
MNTaskforce@thehoardingproject.org

### **Pierce County Human Services**

412 W. Kinne Street  
P.O. Box 670  
Ellsworth, WI 54011  
715-273-6766 or 715-273-6770  
715-273-6862 fax  
[www.co.pierce.wi.us/human\\_services/human\\_services\\_main\\_page.htm](http://www.co.pierce.wi.us/human_services/human_services_main_page.htm)

### **Polk County Health and Human Services**

100 Polk County Plaza Suite #180  
Balsam Lake, WI 54810  
715-485-8500  
715-485-8501 fax  
[www.polkcountyhealthdept.org](http://www.polkcountyhealthdept.org)

### **Section 8 Housing – Elderly & Disabled and Income Based**

Hudson 715-386-5301; New Richmond 715-246-2130; River Falls 715-425-7640

### **Senior LinkAge Line**

1-800-333-2433

### **Social Security Administration**

Apply online for disability benefits or call  
1-800-772-1213  
1-866-815-2924 (Local)  
[www.ssa.gov](http://www.ssa.gov)

### **State Health Care Insurance Marketplace**

[healthcare.gov](http://healthcare.gov)  
1-800-318-2596

### **St. Croix County Dispatch**

715-386-4701 or 715-386-4711 (Priority but not emergency)

### **St. Croix County Department of Health and Human Services**

1752 Dorset Lane  
New Richmond, WI 54017  
715-246-6991  
[www.co.saint-croix.wi.us/Departments/HHS/hhs.htm](http://www.co.saint-croix.wi.us/Departments/HHS/hhs.htm)

### **Veterans Administration Medical Center**

One Veterans Drive  
Minneapolis, MN 55417  
612-725-2000 or 866-414-5058  
[www.minneapolis.va.gov](http://www.minneapolis.va.gov)

### **Veterans Service**

St. Croix County Government Center  
Hudson, Wisconsin 54016  
715-386-4759  
715-386-4756 fax  
[www.co.saint-croix.wi.us](http://www.co.saint-croix.wi.us)

**Washington County Community Services Department**

14949 62<sup>nd</sup> Street N  
P.O. Box 6  
Stillwater, MN 55082-0006  
651-430-6455

**Wisconsin Department of Health and Family Services**

1 W. Wilson St.  
Madison WI 53702  
608-266-1865  
[www.dhs.wisconsin.gov](http://www.dhs.wisconsin.gov)

**Crisis Intervention**

**American Red Cross**

St. Croix Valley Chapter  
342 5<sup>th</sup> Ave. N.  
Bayport MN 55003  
651-439-0031  
651-439-6431 fax  
[www.scvarc.org](http://www.scvarc.org)

**Crisis Connection**

24-hour counseling hotline  
612-379-6363; 1-866-379-6363  
[www.crisis.org](http://www.crisis.org)

**First Call for Help – Twin Cities/Wisconsin (United Way)**

651-291-0211 or 1-800-543-7709  
[www.unitedwaytwincities.org](http://www.unitedwaytwincities.org)

**Food Pantries – Hudson Food Shelf**

St. Patrick's Catholic Church  
1500 Vine Street  
Hudson, WI 54016  
715-338-0332

**Greater Minneapolis Crisis Nursery**

763-591-0400  
763-591-0100 24 hour parent helpline  
763-591-0700 fax  
[www.crisisnursery.org](http://www.crisisnursery.org)

**Hope for the Journey Home, Family Shelter**

8260 4<sup>th</sup> Street N- Guardian Angels Church  
Oakdale, MN 55128  
651-738-2223

**HSI – Crisis Connection**

651-777-5222

**Immigrant Welcome Center at the Journey House: Campus Ministry**

143 E. Cascade Avenue  
River Falls, WI 54022  
715-425-2391  
Mon. 1500-1800 Fri. 0900-1200  
[www.journeyhousecampusministry.org](http://www.journeyhousecampusministry.org)

**Mental Health Inpatient Psych Beds**

[www.mnmhaccess.com/](http://www.mnmhaccess.com/)

username: search      password: search

**Minnesota Coalition for Battered Women**

Tubman Family Alliance

Lake Elmo, MN

651-770-0777 (Crisis East Metro)

651-653-6305 (Business)

Minnesota Crisis Line: 1-866-223-1111

**MN 24 Hr. Shelter Crisis Line**

763-780-2330 24 hour hotline

888-780-2332 Toll Free

[www.alexandrahouse.org](http://www.alexandrahouse.org)

**Operation Help**

502 County Road UU

Hudson, WI 54016

715-386-0881

[www.operationhelpstcroix.org](http://www.operationhelpstcroix.org)

**Our Neighbor's Place**

122 W Johnson St.

River Falls, WI 54022

715-426-9000

<http://ourneighborsplace.org>

**Salvation Army/Grace Place**

715-247-2944 St. Croix County

715-425-8900 Pierce County

**Sexual Assault Response Team (SART)**

1343 N Main

River Falls, WI 54022

715-425-6443; 1-877-572-6313

[www.stcroixvalleysart.org](http://www.stcroixvalleysart.org)

**Sheriff's Department- St Croix County**

715-381-4320(main); 715-386-4701(dispatch); 715-386-4711 (high priority dispatch)

**St Croix County Legal Clinic – Clerk of Court Office-Free Legal Advise**

2<sup>nd</sup> Monday of each month

6-7:30 p.m.

715-386-4630 ; 715-386-4618

**St. Croix Co. Victim/Witness Assistance Program**

1101 Carmichael Rd.

Hudson, WI 54016

715-386-4666

715-381-4397 fax

[www.co.saint-croix.wi.us](http://www.co.saint-croix.wi.us)

**Suicide Prevention Hotline**

1-800-273-8255

**Teen Care Crisis Line**

1-800-491-8336 24-hour phone crisis line

715-505-4582- Text Hotline

715-426-2224

715-426-2225 fax

[www.positive-alternatives.org](http://www.positive-alternatives.org)

**The Source**

901 Fourth Street

Room 214

Hudson, WI 54016

715-386-1300

[www.thesourcehudson.com](http://www.thesourcehudson.com)

**Turningpoint**

P.O. Box 304

River Falls, WI

1-800-345-5104 –Crisis Line ; 715-425-6751 Local Phone or 715-821-8626 Text Hotline

[www.turningpoint-WI.org](http://www.turningpoint-WI.org)

**Union Gospel Mission**

77 9<sup>th</sup> Street East

St. Paul, MN 55101

651-228-1800

651-222-7968 fax

[www.ugmtc.org](http://www.ugmtc.org)

**United Way – St. Croix Valley**

516 Second Street, Suite 214B

Hudson, WI 54016

715-377-0203

715-377-0774 fax

211 First Call for Help, 1-651-291-0211

[www.unitedwaystcroix.org](http://www.unitedwaystcroix.org)

**West Central Wisconsin Community Action Agency**

525 Second Street  
P.O. Box 308  
Glenwood City, WI 54013  
1-800-606-9227; 715-265-4271  
715-265-7031 fax  
[www.westcap.org](http://www.westcap.org)

**WI Council on Problem Gambling**

1-800-Gamble-5 (1-800-426-2535)  
[www.wi-problemgamblers.org](http://www.wi-problemgamblers.org)

**Dental Care**

**Apple Tree Dental**

8960 Springbrook Drive, Suite 150  
Coon Rapids, MN 55433  
763-784-7993  
763-785-8960 fax  
[www.appletreedental.org](http://www.appletreedental.org)

**Century College**

3300 Century Avenue N  
White Bear Lake, MN 55110  
651-779-3200  
1-800-228-1978  
[www.century.edu](http://www.century.edu)

**Dental Clinic**

Health Education Center – Eau Claire  
Clairemont Campus  
615 W. Clairemont Avenue  
Eau Claire, WI 54701  
715-833-6370; 1-800-547-2882 x6271

**Health Partners Midway Dental Clinic Senior Dental Program (55 and over)**

450 Syndicate St. N, Suite 300  
St. Paul, MN  
651-254-7373  
[www.healthpartners.com/dental](http://www.healthpartners.com/dental)

**Sharing and Caring Hands**

525 N 7<sup>th</sup> Street  
Minneapolis, MN 55405  
612-338-4640  
No fee if uninsured  
[www.sharingandcaringhands.org](http://www.sharingandcaringhands.org)

**Smile Dental – Dr. Melissa Deeg**

131 Carmichael, Suite 203  
Hudson, WI 54016  
715-381-9710  
[www.springcreekdental.net](http://www.springcreekdental.net)

**Southside Dental Van**

4<sup>th</sup> Friday of Every Month Mobile Dental Van  
Stillwater, MN  
612-821-2802

**Union Gospel Mission**

435 University Avenue East  
St. Paul, MN 55130  
651-789-7605 (Call for appointment-no walk ins)  
Mondays – Thursdays 8am-9pm Closed from 5pm-6pm  
[www.ugmtc.org](http://www.ugmtc.org)

**University of Minnesota**

School of Dentistry  
612-624-8400 appointments  
612-625-4908 emergency  
[www.dentistry.umn.edu/patients/home.html](http://www.dentistry.umn.edu/patients/home.html)

**Home Health Care****Adoray Home Care and Hospice**

2231 Hwy 12 – Suite 201  
Baldwin, WI 54002-3215  
715-684-5020 or 1-800-359-0174  
715-688-4444 fax  
[www.adoray.org](http://www.adoray.org)  
*insurance*

**Allina Home Oxygen and Medical Equipment**

1055 Westgate Drive – Suite 140  
St. Paul, MN 55114  
651-628-4800  
[www.allina.com](http://www.allina.com)  
*insurance*

**Comfort Keepers**

2424 Monetary Blvd. , Ste 012  
Hudson, WI 54016  
715-381-6730  
715-381-6734 fax  
[www.comfortkeepers.com](http://www.comfortkeepers.com)  
*private pay*

**Gentiva Health Services**

1970 Oakcrest Avenue, Suite 107  
Roseville, MN 55113  
651-636-6330  
651-636-6229 fax  
[www.gentiva.com](http://www.gentiva.com)  
*insurance*

**Good Samaritan Society Home Care**

PO Box 807  
St. Croix Falls, WI 54024  
715-483-5505  
715-483-0376 fax  
[www.good-sam.com](http://www.good-sam.com)  
*private pay*

**Health East Home Care**  
1700 University Avenue W  
St. Paul, MN  
651-232-2800  
[www.healtheast.org](http://www.healtheast.org)  
*insurance*

**Heartland Home Health Care and Hospice- Twin Cities**  
2685 Long Lake Road #105  
Roseville, MN 55113-1117  
888-633-6522  
800-254-9851- Fax  
[www.heartlandhomehealth.com](http://www.heartlandhomehealth.com)

**Hiawatha Home Care**  
Serving Red Wing, River Falls, Hudson  
4920 Moundview Drive Suite B  
Red Wing, MN 55066  
651-388-2223; 1-800-837-8898  
651-388-2227 fax  
[www.hiawathamedical.com](http://www.hiawathamedical.com)  
*insurance*

**Home Health Care, Inc.**  
800 Boone Avenue North – Suite 200  
Golden Valley, MN 55427  
763-417-8888  
763-417-9999 fax  
[www.hhcare.net](http://www.hhcare.net)

**Home Instead Senior Care**  
305 South Greeley Street Suite 303  
Stillwater, MN 55082  
651-351-7918  
763-792-0043 fax  
[www.homeinstead.com](http://www.homeinstead.com)  
private pay

**Homewatch Caregivers ( Serving St. Paul, Roseville, and the east metro)**  
555 Park Street, Suite 440  
St. Paul, MN 55103  
651-234-0379  
651-234-0303 Fax  
*private pay*  
[www.homewatchmn.com](http://www.homewatchmn.com)

**Indianhead Home Services- Serving St. Croix and Pierce County**  
471 Arch Street, P.O. Box 56  
New Richmond, WI 54017  
800-657-6714  
715-395-2266  
*private pay, insurance*

**Integrated Home Care – Health Partners**  
475 N. Etna Street – Suite #3  
St. Paul, MN 55106  
651-415-4663  
[www.healthpartners.com](http://www.healthpartners.com)  
*insurance*

**Intrepid Health Care Services**  
952-894-2663 (Burnsville)  
952-894-6387 fax  
952-513-5400 (Golden Valley)  
952-513-5444 fax  
[www.intrepidusa.com](http://www.intrepidusa.com)  
*insurance*

**Interim Home Health Care**  
625 Commerce Drive Suite 200  
Hudson, WI 54016  
715-377-9617  
715-377-9623 fax  
651-315-8008 (Minnesota)  
[www.interimhealthcare.com/HudsonWI/](http://www.interimhealthcare.com/HudsonWI/)

**Lakeview Home Care and Hospice**  
1715 Tower Drive West – Suite 330  
Stillwater, MN 55082  
1-800-732-1422 Intake; 651-4630-3320  
715-243-2677  
[www.lakeviewhealth.org](http://www.lakeviewhealth.org)

**Liberty Oxygen and Home Care**  
1815 Radio Drive Suite A  
Woodbury, MN 55125  
651-789-0050  
[www.libertyoxygen.com](http://www.libertyoxygen.com)

**Mayo Clinic Health System, Red Wing- Home Care**

701 Hewitt Blvd.  
Red Wing, MN 55066  
651-267-5000  
[www.mayoclinichealthsystem.org](http://www.mayoclinichealthsystem.org)

**Peaceful Living**

1200 Hosford Street – Suite 107  
Hudson, WI 54016  
715-386-7071; 715-220-2684 after hours  
*Private pay*  
[www.peacefullivingcare.com](http://www.peacefullivingcare.com)

**Promise Care**

6545 France Avenue South, Suite 501  
Edina, MN 55435  
952-942-5676  
[www.promisecareinc.com](http://www.promisecareinc.com)

**REM Health, Inc.**

5900 Green Oak Drive, Suite 200  
Minnetonka, MN 55343  
952-926-9808  
952-926-4002 fax  
[www.remhealth.com](http://www.remhealth.com)

**Spring Valley Health Care Services**

5830 Westland Drive  
Spring Valley, WI 54767  
715-778-5545  
715-778-4516 fax  
[www.svhcs.org](http://www.svhcs.org)

**Touching Hearts at Home**

715-245-1944  
[www.touchinghearts.com/westwi](http://www.touchinghearts.com/westwi)

**Visiting Angels**

3030 Granada Ave. N Suite A  
Oakdale, MN 55128  
651-653-0110; 1-800-365-4189  
[www.visitingangels.com](http://www.visitingangels.com)

**BrightStar Life Care**

8951 Highway 5  
Lake Elmo, MN 55042  
651-234-0044

**HOME INFUSION SERVICES**

**Apria/Coram Home Infusion**

1645 Energy Park Drive  
St. Paul, MN 55108  
651-523-8888; 1-800-542-6726  
651-452-6273 fax  
1316 N. Hastings Way – Suite B  
Eau Claire, WI 54703  
715-834-7517  
[www.apria.com](http://www.apria.com)

**Chartwells**

2241 Pinehurst Drive  
Middleton, WI 53562  
1-800-730-8555; 608-831-8555  
608-831-9747 fax  
<http://www.chartwelldsi.com/services/infusion.html>

**Fairview Home Infusion**

711 Kasota Avenue Southeast  
Minneapolis, MN 55414  
Phone 612-672-2233; 1-800-642-8845- Referrals 612-672-7444  
Fax 612-672-2234  
[www.fairviewhomeinfusion.org](http://www.fairviewhomeinfusion.org)

**Heartland Infusion**

1-866-560-8955  
1-866-560-8956 fax

**InfuScience**

2915 Waters Road #110  
Eagan, MN 55121  
1-866-431-4638  
1-877-598-8704 fax  
[www.bioscrip.com](http://www.bioscrip.com)

**Merwin IV & Specialty Pharmacy**

1811 Old Hwy 8 NW, Suite C  
New Brighton, MN 55112  
Phone- 651-604-5490  
Fax- 651-604-5491  
[www.merwiniv.com](http://www.merwiniv.com)

**Walgreen's Option Care**  
1-866-827-8203  
[www.walgreenshealth.com](http://www.walgreenshealth.com)

**Walgreen's Infusion Services**  
Phone 877-360-9272  
Fax 651-635-9174

## **Hospice**

**Adoray Hospice**  
2231 Hwy 12 – Suite 201  
Baldwin, WI 54002-3215  
715-684-5020  
715-688-4444 fax or 1-800-359-0174  
[www.adoray.org](http://www.adoray.org)

**Allina Hospice**  
1055 Westgate Drive  
St. Paul, MN 55114  
651-635-9173; 1-800-261-0879  
[www.allina.com](http://www.allina.com)  
No service to WI

**Mayo Clinic Health System, Red Wing**  
701 Hewitt Blvd.  
Red Wing, MN 55066  
651-267-5000  
[www.mayoclinichealthsystem.org](http://www.mayoclinichealthsystem.org)

**Our Lady of Peace**  
2076 Saint Anthony Avenue  
St. Paul, MN 55104  
651-789-5031 Fax: 651-646-7884  
[ourladyofpeacemn.org](http://ourladyofpeacemn.org)  
Hospice for the poor

**St. Croix Hospice**  
7200 Hudson Blvd. Suite 100  
Oakdale, MN 55128  
651-735-3656; 1-855-278-2764  
651-735-0126 fax  
[www.stcroixhospice.com](http://www.stcroixhospice.com)

**The Gathering at Boutwells Landing/Lakeview Hospice**  
1715 Tower Drive West – Suite 330  
Stillwater, MN 55082  
651-430-3320 or 1-800-732-1422 or 715-245-2677  
[www.lakeview.org](http://www.lakeview.org)

**The Pillars Hospice Home**  
6025 Upper 35<sup>th</sup> Street North  
Oakdale, MN 55128  
651-232-3312  
[www.healtheast.org](http://www.healtheast.org)



## **Hospitals (and maps)**

### **Amery Regional Medical Center**

265 Griffin St. E  
Amery, WI 54001  
715-268-8000  
1-800-424-5273  
[www.amerymedicalcenter.org](http://www.amerymedicalcenter.org)

### **Baldwin Area Medical Center**

730 10th Ave.  
Baldwin WI 54002  
715-684-3311  
[www.healthybaldwin.org](http://www.healthybaldwin.org)

### **Bethesda Hospital**

559 Capitol Boulevard  
St. Paul, MN 55103  
651-232-2000; 651-232-2760 or 1-800-566-2720 Hospital Referral Specialist  
[www.bethedahospital.org](http://www.bethedahospital.org)

### **Hudson Hospital & Clinics (Health Partners)**

405 Stageline Road  
Hudson, WI 54016  
715-531-6000  
1-800-993-2325  
715-531-6571 fax  
[www.hudsonhospital.org](http://www.hudsonhospital.org)

### **Lakeview Hospital**

927 Churchill Street West  
Stillwater, MN 55082  
651-439-5330; 1-800-423-7212  
651-430-4528 fax  
[www.lakeview.org](http://www.lakeview.org)

### **Luther Midelfort Hospital (Mayo Clinic Health System)**

1221 Whipple Street  
PO Box 4105  
Eau Claire, WI 54703  
715-838-3311  
[www.mayoclinichealthsystem.org](http://www.mayoclinichealthsystem.org)

### **Mayo Clinic (map)**

200 First Street SW  
Rochester, MN 55905  
507-284-2511  
507-284-0161 fax  
[www.mayoclinic.org](http://www.mayoclinic.org)

### **Methodist Hospital (map) (Mayo Health)**

201 W Center Street  
Rochester, MN 55902  
507-266-7067  
[www.mayoclinic.org/methodisthospital](http://www.mayoclinic.org/methodisthospital)

### **Regions Hospital (map) (Health Partners)**

640 Jackson Street  
St. Paul, MN 55101  
651-254-3456  
[www.regionshospital.com](http://www.regionshospital.com)

### **River Falls Area Hospital (Allina)**

1629 E. Division Street  
River Falls, WI 54022  
715-307-6000  
715-307-6030 fax  
[www.allinahealth.org/ahs/riverfalls.nsf](http://www.allinahealth.org/ahs/riverfalls.nsf)

### **Sacred Heart Hospital**

900 West Clairemont Avenue  
Eau Claire, WI 54701  
715-717-4121 main; 715-717-4272 behavioral health  
[www.sacredhearhospital-ec.org](http://www.sacredhearhospital-ec.org)

### **St. John's Hospital (map) (Health East)**

1575 Beam Avenue  
Maplewood, MN 55109  
651-232-7000  
[www.healtheast.org/st-johns.html](http://www.healtheast.org/st-johns.html)

### **St. Joseph's Hospital (map) (Health East)**

45 W 10<sup>th</sup> Street  
St. Paul, MN 55102  
651-232-3000  
[www.healtheast.org/st-joes.html](http://www.healtheast.org/st-joes.html)

**St. Joseph's Hospital (map) (Health East)**

2661 County Highway I  
Chippewa Falls, WI 54729  
715-723-1811; 1-877-723-1811  
[www.stjoeschipfalls.com](http://www.stjoeschipfalls.com)

**St. Mary's Hospital (map) (Mayo Health)**

1216 Second Street SW  
Rochester, MN 55902  
507-255-5123  
[www.mayoclinic.org/saintmaryshospital](http://www.mayoclinic.org/saintmaryshospital)

**Sister Kenny Rehabilitation Institute**

800 E. 28<sup>th</sup> Street  
Minneapolis, MN 55407  
612-863-4200; 1-866-880-3550 (Bethesda)  
[www.allina.com/ahs/ski.nsf/](http://www.allina.com/ahs/ski.nsf/)

**United Hospital (map) (Allina)**

333 North Smith Avenue  
St. Paul, MN 55102  
651-241-8000  
[www.unitedhospital.com](http://www.unitedhospital.com)

**Westfields Hospital**

535 Hospital Road  
New Richmond, WI 54017  
715-243-2600  
715-243-2679 fax  
[www.westfieldshospital.com](http://www.westfieldshospital.com)

**Woodwinds Hospital (map) (Health East)**

1925 Woodwinds Drive  
Woodbury, MN 55125  
651-232-0228  
[www.woodwinds.org](http://www.woodwinds.org)

**Language Interpretation**

**Agencies**

**AT & T Language Line Services (Client ID 231075)**  
1-800-774-4344

**All Hand Interpreting Services, Sign Language Interpreting**  
612-242-5122  
952-888-3461 fax  
[www.deafstuffnmore.com](http://www.deafstuffnmore.com)

**ASL Interpreting, Sign Language Interpreting**

1-866-275-3323  
763-478-3093- Fax  
[www.aslis.com](http://www.aslis.com)

**CSD Interpreting Services Center for Deaf, Sign Language Interpreting**

763-478-8963  
763-478-3093 fax  
[www.c-s-d.org](http://www.c-s-d.org)

**Garden and Associates**

4301 Highway 7, Suite 140  
St. Louis Park, MN 55416  
952-920-6160  
1-877-859-8800  
952-922-8150 fax  
[www.gardentranslation.com](http://www.gardentranslation.com)

**Kim Tong Translation**

1-877-408-2431  
651-252-3200  
651-252-3214 fax  
kttsmn.com

**K.J. International, Written Translation Only**

800 Washington Ave N, Suite 905  
Minneapolis, MN 55401  
612-288-9494  
612-288-9496 fax  
[www.kjinternational.com](http://www.kjinternational.com)

**The Language Banc – face to face or phone**

1625 Park Avenue  
Minneapolis, MN 55404  
612-588-9410  
612-588-9420 fax  
[www.thelanguagebanc.com](http://www.thelanguagebanc.com)

**Individuals – Sign Language**

**Gina Alvaratto, Sign Language Interpreter**

612-221-3431  
Email: [vettegirlusa@msn.com](mailto:vettegirlusa@msn.com)

**Teresa Chandler, Sign Language Interpreter**

715-386-3373; 612-501-3132

**Sue Schmidt, Sign Language Interpreter**

715-425-9403 – cell 651-246-9859

\*\*\*See also previous page for Sign Language Interpreting Agencies\*\*\*

**Individuals – Spanish**

**Cleo Jablonski- Emerging Languages LLC , Spanish Interpreter**

1440 O'Keeffe Road  
Hudson, WI 54016  
612-423-8111

**Jennifer Kohlman, Spanish Interpreter**

Wilson, Wisconsin  
715-698-4038, 715-688-3881 (owns DJ's restaurant in Baldwin, can contact there)

**Mary (Molly) Ponce de Leon, Spanish Interpreter**

520 Perch Lake Road  
Hudson, WI 54016  
612-245-8766

**Maria Riles**

715-338-0678  
[Maria.riles@gmail.com](mailto:Maria.riles@gmail.com)

**Lacey Traynor, Spanish Interpreter**

715-410-7596

**Jennifer Tumax-Suarez, Spanish Interpreter**

715-928-2718 cell

**Medical Equipment and O2 Purchase and Rental**

**American Health Care and Mobility**

600 West 7<sup>th</sup> Street  
St. Paul, MN  
651-224-3547; 1-866-224-3547  
651-298-8987 fax  
[www.ahmobility.com](http://www.ahmobility.com)

**Allina**

1-800-737-4473; 651-628-4800  
651-628-4715 fax  
[www.allinahealth.org/ahs/medicalservices.nsf](http://www.allinahealth.org/ahs/medicalservices.nsf)

**American Legion Auxiliary**

701 N. Main Street  
River Falls, WI 54022  
715-425-7362

**Apria**

1645 Energy Park Drive  
St. Paul, MN  
651-523-8888  
1316 N. Hastings Way, Suite B  
Eau Claire, WI  
715-834-7517 Eau Claire  
[www.apria.com](http://www.apria.com)

**Arrow Health Medical Supply**

9555 Janes Ave S, Suite 253  
Bloomington, MN 55431  
952-924-8884 phone  
952-703-5852 fax  
Does not take WI MA  
[www.rotech.com](http://www.rotech.com)

**Fleet Farm – Hudson**

1001 Industrial Street  
Hudson, WI  
715-386-3281

**Four (4) Day Medical Store**

1868 Beam Avenue  
Maplewood, MN 55109  
651-773-9969  
651-773-1225 fax  
[www.4daymedicalstore.com](http://www.4daymedicalstore.com)

**Freeman Drug – River Falls**

104 S. Main Street  
River Falls, WI 54022  
715-425-2255  
[www.freemandrug.com](http://www.freemandrug.com)

**Goodwill Easter Seal**

553 Fairview Ave N  
St. Paul, MN  
651-379-5800  
[www.goodwilleasterseals.org](http://www.goodwilleasterseals.org)

**Handi Medical Supply**

2505 University Avenue West  
St. Paul, MN 55114  
651-644-9770; 1-800-514-9979  
651-644-0602 fax  
[www.handimedical.com](http://www.handimedical.com)

**Health Partners Home Medical** (carries car seat beds for premies)

651-523-8440

**Hill-Rom**

1-800-445-3730; 812-934-7777  
812-934-8189 fax  
[www.hill-rom.com](http://www.hill-rom.com)

**Gilbertson's Home Medical Equipment**

820 N. Broadway  
Menomonie, WI 54751  
715-235-0900  
Fax 715-235-2332

**Liberty Oxygen**

1815 Radio Drive, Suite A  
Woodbury, MN 55125  
651-789-0050 Woodbury  
[www.libertyoxygen.com](http://www.libertyoxygen.com)

**Micklesen Drug**

530 2<sup>nd</sup> Street  
Hudson, WI 54016  
715-386-3344 or 651-436-2013

**Superior Medical – Woodbury, MN**

7582 Curell Blvd  
Woodbury, MN 55125  
Mastectomy & compression products  
651-735-9192 or 1-866-246-9984  
651-735-0011 fax  
[www.superiormedicalservices.com](http://www.superiormedicalservices.com)

**The Senior Shop**

Clothing/adaptive clothing  
1-800-949-0123  
[www.theseniorshop.com](http://www.theseniorshop.com)

**UHS**

Bariatric products  
1-800-847-7368; 612-721-3374  
[www.uhs.com](http://www.uhs.com)

**Mental Health, Chemical Dependency, and  
Eating Disorder Treatment**

**Amery Regional Medical Center**

265 Griffin St. E  
Amery, WI 54001  
715-268-8000; 1-800-424-5273  
715-268-0311 fax  
[www.amerymedicalcenter.org](http://www.amerymedicalcenter.org)

*55 and over Inpatient adult and geriatric mental health – 24 hr hospital care*

**Abbott Northwestern Hospital**

800 East 28<sup>th</sup> Street  
Minneapolis, MN 55407  
612-863-4000  
[www.allinahealth.org](http://www.allinahealth.org)

*Inpatient child, adolescent and adult CD and MH*

**Bemidji Senior Behavioral Health Unit**

800 Bemidji Avenue N, Suite 300  
Bemidji, MN 56601  
218-333-0323 phone  
218-333-0335 fax  
sanfordhealth.org

**Burkwood Treatment Center**

615 Old Mill Road  
Hudson, WI 54016  
866-666-2118  
[www.burkwoodtreatmentcenter.com](http://www.burkwoodtreatmentcenter.com)

**Canvas Health**

375 E. Orleans St.  
Stillwater, MN 55082  
651-777-5222  
[www.canvashealth.org](http://www.canvashealth.org)

**Cumberland Memorial Hospital**

1110 7<sup>th</sup> Ave.  
Cumberland, WI 54829  
715-822-2741; 1-800-694-0972  
715-822-2740 fax  
[www.cumberlandhealthcare.com](http://www.cumberlandhealthcare.com)  
*Adult psychiatric*

**Dakota County Receiving Center, Inc. / Cochran Recovery Services**

1294 E. 18<sup>th</sup> St.  
Hastings MN55033  
651-437-4209 1-800-742-4058  
651-437-6161 fax  
[www.detoxone.org](http://www.detoxone.org)

**Emily Program**

576 Bielenberg Drive, Suite 250  
Woodbury, MN 55125  
1-888-364-5977 or 651-645-5323  
651-348-3355 Fax

[www.emilyprogram.com](http://www.emilyprogram.com)

*Adult and adolescent eating disorders*

**Fairview Behavioral Services – Riverside Campus**

2450 Riverside Avenue S  
Minneapolis, MN 55454  
612-672-6999

[www.fairview.org/services/behavioralhealth](http://www.fairview.org/services/behavioralhealth)

*Inpatient and outpatient adult and adolescent CD, MH and eating disorder*

**Geriatric Psychiatry Program of United Hospital**

333 North Smith Avenue  
St. Paul, MN 55102  
651-241-8860 referral line  
651-241-5870 fax

[www.allinahealth.org](http://www.allinahealth.org)

**GRACE Behavioral Unit, Regina Medical Center**

1175 Nininger Road  
Hastings, MN 55033  
651-404-1360 phone  
[www.reginamedical.org](http://www.reginamedical.org)

**Gundersen Lutheran**

1900 South Ave.  
LaCrosse, WI 54601  
608-782-7300; 1-800-362-9567  
[www.gundersenhealth.org](http://www.gundersenhealth.org)

*Outpatient CD, MH, Sexual Abuse and Eating Disorder treatment*

**Hazelden**

Addiction Treatment  
11505 36<sup>th</sup> Ave. N.  
Plymouth, MN 55441-2398  
800-257-7800

*Extended Treatment for Adolescents*

**HealthEast Behavioral Care – St. Joseph’s Hospital**

45 West Tenth Street  
St. Paul, MN 55102  
651-232-3000

[www.healtheast.org/st-joes.html](http://www.healtheast.org/st-joes.html)

*Detox, Adult inpatient and outpatient CD and MH services*

**L.E. Phillips – Libertas Center**

St. Joseph’s Hospital  
2661 County Highway I  
Chippewa Falls, WI 54729  
1-800-680-4578 or 715-723-5585 or 715-717-7504  
715-726-3548 fax

[www.libertascenter.org](http://www.libertascenter.org)

*Adolescent and Adult, inpatient and outpatient CD services, detox*

**Luther Hospital**

1221 Whipple Street  
Eau Claire, WI 54703  
715-838-3274

[www.mayoclinichealthsystem.org](http://www.mayoclinichealthsystem.org)

*Adult Inpatient Mental Health*

**Mayo Clinic Psychiatry and Psychology Treatment Center**

1216 Second Street S.W.  
Rochester, MN 55902  
507-266-4909

**Meeker Memorial Hospital**

612 South Sibley Avenue  
Litchfield, MN 55355  
320-693-3242

[www.meekermemorial.com](http://www.meekermemorial.com)

**Melrose Institute- Eating Disorders (Formerly Methodist)**

3525 Monterey Drive  
St. Louis Park, MN 55416  
952-993-6200; 1-800-862-7412

[www.parknicollet.com/eatingdisorders](http://www.parknicollet.com/eatingdisorders)

*Inpatient eating disorders*

**Mental Health Inpatient Psychiatric Beds**

[www.mnmhaccess.com](http://www.mnmhaccess.com)

username: search password: search

**Methodist Hospital**

6500 Excelsior Boulevard  
St. Louis Park, MN 55426  
952-993-5000; 1-800-862-7412

[www.parknicollet.com](http://www.parknicollet.com)

**Minnesota Teen Challenge**

1619 Portland Ave S  
Minneapolis, MN 55404  
612-373-3366 phone  
612-333-4111 fax

[www.mntc.org](http://www.mntc.org)

**National Alliance for the Mentally Ill**

800 Transfer Road, #31  
St. Paul, MN 55114  
651-645-2948

651-645-7379 fax

[www.namihelps.org](http://www.namihelps.org)

**Prairie Care**

659 Bielenberg Drive, Suite 200  
Woodbury, MN 55125  
651-259-9700 phone

[www.prairie-care.com](http://www.prairie-care.com)

*Outpatient Chemical Dependency*

**Programs for Change - Hudson Hospital & Clinics**

901 Dominion Drive  
Hudson, WI 54016  
715-531-6755

[www.hudsonhospital.org](http://www.hudsonhospital.org)

*Outpatient Chemical Dependency*

**Ramsey County**

402 University Avenue E  
St. Paul, MN 55101  
651-266-4009(Detox) 651-266-7900(Crisis)  
Info. & referral 651-266-7890  
[www.co.ramsey.mn.us/index.htm](http://www.co.ramsey.mn.us/index.htm)

*Mental Health and Detox*

**Regions Hospital Behavioral Health**

640 Jackson Street  
St. Paul, MN 55101  
651-254-3456

**ADAP – 651-254-4804**

[www.regionshospital.com](http://www.regionshospital.com)

*Adult inpatient and outpatient CD, outpatient MH*

**Ridgeview Medical Center**

500 S. Maple Street  
Waconia, MN 55387  
952-442-2191, ext. 5750

[www.ridgeviewmedical.org](http://www.ridgeviewmedical.org)

*Geriatric Mental Health Unit*

**Rogers Memorial Hospital- West Allis**

11101 W. Lincoln Avenue  
Milwaukee, WI 53227  
414-327-3000  
Fax 414-327-3708

[www.rogershospital.org](http://www.rogershospital.org)

*Eating Disorders/Mental Health/CD/Anxiety Disorders*

**Rule 25 Assessments (CD Assessments, MN M.A. or No Insurance)**

Ramsey 651-266-4008  
Dakota 651-554-6000  
Washington 651-430-6561  
Hennepin 612-348-4111

**St. Croix County Human Services**

County Assisted Emergency Detention/Behavioral Health  
715-246-8433; 715-246-8255

**St. Croix County Mental Health Crisis Line**

(Northwest Connections)  
1-888-552-6642

**St. Joseph's Hospital**

45 W 10<sup>th</sup> Street  
St. Paul, MN 55102  
651-266-7900

[www.healtheast.org/st-joes.html](http://www.healtheast.org/st-joes.html)

*Inpatient and outpatient adult CD and MH, detox*

**Sacred Heart Hospital**

900 West Clairemont Avenue  
Eau Claire, WI 54701  
Inpatient 715-717-4272  
Outpatient 715-717-5899

[www.sacredhearteauclaire.org](http://www.sacredhearteauclaire.org)

*Inpatient and outpatient adult and adolescent MH and CD*

**The Haven in Woodbury (LADC, CD counseling)**

2042 Wooddale Drive, Suite 220  
Woodbury, MN 55125  
651-734-9633  
Fax 651-734-9533

[www.havenchemicalhealth.com](http://www.havenchemicalhealth.com)

**United Hospital**

333 N Smith  
St. Paul, MN 55102  
(main) 651-241-8000  
(mental health) 651-241-8565  
(assessment & referral) 651-241-8694

[www.unitedhospital.com](http://www.unitedhospital.com)

*In and out patient adolescent MH, adult outpatient MH, detox*

**Unity Hospital Mental Health**

550 Osborne Road  
Fridley, MN 55432  
763-236-5949 phone

[www.allinahealth.org/ahs/unity.nsf](http://www.allinahealth.org/ahs/unity.nsf)

**St. Croix County/ Pierce County Psychiatrists**

James S. Persing, MD  
William Platz, MD  
John Simone, MD  
715-246-8255

### Sober Houses

#### **Butterfly House**

336 N. Washington St. P.O. Box 172  
St. Croix Falls, WI 54024  
715-483-2993  
[www.butterflyhousescf.org](http://www.butterflyhousescf.org)

### Nursing Homes

#### **American Heritage Care Center**

425 Davis Street  
Hammond, WI 54015  
715-796-2218  
715-796-5286 fax  
Admissions: Katie: Cell 715-410-1687  
[www.extendicareus.com](http://www.extendicareus.com) or [www.americanheritageskillednursing.com](http://www.americanheritageskillednursing.com)  
No smoking on campus

#### **Augustana Health Care Center**

930 W 16<sup>th</sup> Street  
Hastings, MN 55033  
651-437-6176  
[www.augustanacare.org](http://www.augustanacare.org) - No smoking on campus

#### **Baldwin Care Center**

640 Birch Street  
Baldwin, WI 54002  
715-684-3231  
715-684-3608 fax – Smoking allowed outside  
[www.baldwincarecenter.com](http://www.baldwincarecenter.com)

#### **Boutwells Landing**

5600 Norwich Parkway  
Oak Park Heights, MN 55082  
651-275-5000  
[www.boutwells.com](http://www.boutwells.com)

#### **Capitol View Transitional Care Center- Regions Hospital**

640 Jackson Street  
St. Paul, MN 55101  
651-254-0400  
[www.regionshospital.com](http://www.regionshospital.com)

#### **Christian Community Home**

1320 Wisconsin Street  
Hudson, WI 54016  
715-386-9303 general, 715-386-4535 admissions  
715-381-4217 fax  
[www.cchudson.org](http://www.cchudson.org) – Smoking allowed outside



**Deerfield (Presbyterian Homes) – Jo Rich, Admissions**

1127 West Eighth Street  
New Richmond, WI 54017  
715-243-3900  
715-243-3931 fax  
[www.deerfieldphs.com](http://www.deerfieldphs.com)

**Ellsworth Care Center**

403 North Maple Street  
Ellsworth, WI 54011  
715-273-5821  
715-273-6182 fax – No smoking on campus  
[www.ellsworthcare.org](http://www.ellsworthcare.org)

**Glenhaven**

612 East Oak Street  
Glenwood City, WI 54013  
715-265-4555  
715-265-7344 fax  
[www.glenhaveninc.com](http://www.glenhaveninc.com)

**Golden Living Center -Greeley**

313 S. Greeley Street  
Stillwater, MN 55082  
651-439-5775  
651-439-1936 fax  
[www.goldenlivingcenters.com](http://www.goldenlivingcenters.com) – Smoking allowed outside

**Golden Living Center - Linden**

105 W Linden Street  
Stillwater, MN 55082  
651-439-5004  
651-430-2127 fax; 651-430-2127  
[www.goldenliving.com](http://www.goldenliving.com) – Smoking allowed outside

**Kinnic Health and Rehab (Grace Health Care)**

1663 E Division Street  
River Falls, WI 54022  
715-426-6000  
715-426-6007 fax  
[www.kinnichealthandrehab.com](http://www.kinnichealthandrehab.com) – No smoking on campus

**Lutheran Home**

640 N Main Street  
River Falls, WI 54022  
715-425-5353  
715-425-9404 fax  
[www.tlha.org](http://www.tlha.org) – No smoking on campus

**Parkview Home**

220 N Lockwood Street  
P.O. Box 265  
Woodville, WI 54028  
715-698-2451, 715-698-2363  
[www.parkview-cc.com](http://www.parkview-cc.com)

**Prescott Nursing and Rehabilitation Community**

1505 Orrin Road  
Prescott, WI 54021  
715-262-5661  
715-262-5667 fax  
[www.atriumlivingcenters.com](http://www.atriumlivingcenters.com) - Smoking allowed outside

**St. Croix Care Center**

1445 N. 4<sup>th</sup> Street  
New Richmond, WI 54017  
715-246-6991  
715-246-8225 fax  
[www.co.saint-croix.wi.us/](http://www.co.saint-croix.wi.us/) - No smoking on campus

**Stillwater Good Samaritan**

1119 Owens Street North  
Stillwater, MN 55082  
651-439-7180  
651-439-4502 fax  
[www.good-sam.com](http://www.good-sam.com) – Smoking allowed on campus

**Woodbury Health Care Center**

7012 Lake Rd.  
Woodbury MN 55125  
651-735-6000; 651-287-6505 admissions  
Fax 651-287-6574  
[www.woodburyseniorliving.com/woodbury.htm](http://www.woodburyseniorliving.com/woodbury.htm) - Smoking allowed outside

**Long- Term Ventilator/Acute Care:**

**Apollo Homes, Inc. – Stillwater**  
 5871 Oxboro Ave. N  
 Stillwater, MN 55082  
 651-351-0474  
 651-351-0228 fax  
[www.apollohomesinc.com](http://www.apollohomesinc.com)

**Red Wing Health Center**  
 1412 W. 4<sup>th</sup> Street  
 Red Wing, MN 55066  
 651-388-2843  
[www.redwinghealth.org](http://www.redwinghealth.org)

**Regency Hospital, Minneapolis**  
 1300 Hidden Lakes Parkway  
 Golden Valley, MN 55422  
 763-588-2750 referral line  
[www.regencyhospital.com](http://www.regencyhospital.com)

**Wissota Health and Regional Vent Center/Lakeside**  
 2815 County Road I  
 Chippewa Falls, WI 54729  
 715-723-9341  
 715-723-3376 fax  
[www.wissotahealth.com](http://www.wissotahealth.com)

**VMP**  
 3023 South 84<sup>th</sup> Street  
 Milwaukee, WI 53227  
 414-607-4100  
[www.vmpcares.com](http://www.vmpcares.com)

**Bethel HealthCare Community**  
 420 Marshall Avenue  
 St. Paul, MN 55102  
 Admissions 651-224-2368

**Pharmacies**

		<u>Hours</u>		
		<u>M-F</u>	<u>Sat</u>	<u>Sun</u>
<b><u>Hudson</u></b>				
Community Pharmacy (Hudson Hospital)	531-6450	8:30-8:30 M-Th 8:30-6 F	8:30-12:30	Closed
Family Fresh (Coulee Rd)	381-9661	8:30-8	8:30-5	10-2
Wal-Mart	386-1345	9-9	9-7	10-6 (Closed Every Day for break from 130-2 pm)
Target	381-3603	8-10	8-10	8-9 (Closed Every Day for break from 130-2 pm)
Mickelson's	386-3000	8-8	8-6	9-3
County Market	381-5923	8-8	9-5	9-1
Walgreens	381-0183	8-10	9-6	10-6
<b><u>Baldwin</u></b>				
Village Pharmacy	684-2674	Mon, Tues, Wed, Friday – 8:00-7 pm Thursday – 8:00-7 pm Saturday – 8:00-4 pm Sunday – 10:0-2pm		
<b><u>Menomonie</u></b>				
Wal-Mart	235-7885	9-9	9-7	10-6 pm
<b><u>New Richmond</u></b>				
Family Fresh	246-2186	8:30-7:30	9-4	9-Noon
Wal-Mart	246-9097	9-9	9-7	10-6pm
<b><u>Prescott, WI</u></b>				
Most's Pharmacy	262-3294	9-7	9-4	Closed
<b><u>River Falls</u></b>				
Freeman Drug	425-2255	Mon-Thurs – 8-8 pm Fridays 8-7 pm Sat 8-3 Sun Closed		
Family Fresh	425-8494	9:00-7:00	9-3 pm	10-1 pm
Shopko	425-6272	9-9 pm	9-6 pm	10-6 pm
Walgreens	426-4089	8-8 pm	9-6 pm	10-6pm

Stillwater, MN

Cub	651-430-2362	8-10 pm	9-6 pm	9-6 pm
Wal-Mart	651-439-7630	9-9 pm	9-7 pm	10-6 pm
		(Closed Every Day from 1:30 to 2 pm)		
Target	651-439-0992	8-10 pm	8-10 pm	8-9 pm
Walgreens	651-689-0046	8-10 pm	8-6 pm	10-6 pm

Lakeview Community Pharmacy 651-430-4670  
8-6 8-12 8-12

Woodbury, MN

Walgreens 651-735-0722 24 hours

Inhaler Assistance Resources

*All of the applications are online or you may call to request one by fax or mail. A section on each of the applications must be filled out by a physician. To qualify the patient must be U.S. resident. Please call or visit the websites for specific questions regarding eligibility.*

Inhaler: **Advair** Company: **Glaxosmithkline**

1-866-518-4357, <http://www.gsk-access.com/>

Patient Assistance Guidelines:

- Patient must be enrolled in a Medicare Part D Prescription Drug Plan
- Patient must have spent at least \$600 on prescription drug medication through their Medicare Part D Prescription Drug Plan during this calendar year
- Patient's household income is at or below 250% of the federal poverty level

Inhaler: **Advair** Company: **Glaxosmithkline**

1-866-728-4368, <http://www.bridgestoaccess.com/>

Patient Assistance Guidelines:

- Patients must be ineligible for prescription drug assistance through any private or public insurer/payer/program
- Patient's household income is at or below 250% of the federal poverty level

Inhaler: **Spiriva** Company: **Boehringer Ingelheim Cares Foundation**

1-800-556-6745, [http://us.boehringer-ingelheim.com/our\\_responsibility/patients-families.html](http://us.boehringer-ingelheim.com/our_responsibility/patients-families.html)

Patient Assistance Guidelines:

- Patients must be ineligible for prescription drug assistance through Medicaid, Medicare, Medicare Part D or private insurance
- Patient's household income is at or below 200% of the federal poverty level

Inhaler: **Proair** Company: **Teva Cares Foundation**

1-877-237-4881, <http://www.proairhfa.com/eib-copd-asthma-resources/assistance-program.aspx>

Patient Assistance Guidelines:

- Patient does not have prescription drug coverage *or* patient has reached their insurance cap
- Patient's household income is at or below 200% of the federal poverty level

Inhaler: **Proair** Company: **Rx Outreach**

1-800-769-3880

Patient Assistance Guideline:

- Patient's household income is at or below 300% of the federal poverty level

Inhaler: **Dulera** Company: **Merck & Company, Inc.**

1-800-727-5400, <http://www.merckhelps.com/CheckEligibility.aspx?prod=8>

Patient Assistance Guidelines:

- Patient does not have prescription drug coverage
- Patient's household income is at or below 400% of the federal poverty level

Inhaler: **Symbicort** Company: **Astrazeneca Pharmaceuticals**

1-800-292-6363, <http://www.astrazeneca-us.com/medicines/help-affording-your-medicines/azandme-prescription-savings-programs>

Patient Assistance Guidelines:

- Patient does not have prescription drug coverage
- Patient's household income is at or below 300% of the federal poverty level
- See website for additional criteria

## Prescription Assistance

### **BadgerRX Gold Program**

1-866-809-9382

### **Lovenox Reimbursement and Patient Assistance Program**

1-888-632-8607 Fax: 1-875-847-9951

[www.visitsponline.com](http://www.visitsponline.com)

### **Partnership for Prescription Assistance**

1-888-4PPA-NOW 1-888-477-2669

[www.pparx.org](http://www.pparx.org)

[www.needymeds.org](http://www.needymeds.org)

1-800-503-6897 ph

206-260-8850 fax

### **Walgreens**

1133 S Robert Street

St. Paul, MN 55118

651-455-5590

[www.walgreens.com](http://www.walgreens.com)

### **Wisconsin Senior Care**

1-800-947-9627

<http://www.rxassist.org/patients> On this website you can put in any prescription drug name and it will give you patient assistance programs for that specific medication.

<http://www.safetyweb.org/fpl.php> This website calculates the federal poverty level (many of the assistance programs have FPL guidelines).

## Programs for Seniors

### **Aging and Disability Resource Center**

1101 Carmichael Road  
Hudson, WI 54016  
715-381-4360 or 1-800-372-2333  
715-381-4308 fax  
[www.co.saint-croix.wi.us/](http://www.co.saint-croix.wi.us/)

### **Amery Regional Medical Center**

230 Deronda Street  
Amery, WI 54001  
715-268-0060  
[www.amerymedicalcenter.org](http://www.amerymedicalcenter.org)  
*Inpatient adult and geriatric mental health*

### **Bethesda Medical Behavioral Unit**

559 Capitol Blvd  
St. Paul, MN 55103  
651-232-2000  
Rehab. screener 1-800-566-2720; 651-232-2760  
[www.healtheast.org/bethesda](http://www.healtheast.org/bethesda)

### **Bemidji Senior Behavioral Health Unit**

800 Bemidji Avenue N  
Bemidji, MN 56601  
218-333-0323 phone  
218-333-0335 fax

### **Canvas Health**

7066 Stillwater Blvd. No  
Oakdale, MN 55128  
651-777-5222  
[www.canvashealth.org](http://www.canvashealth.org)

### **Care Calendar**

Web based system that organizes meals and other help during times of crisis.  
[www.carecalendar.org](http://www.carecalendar.org)

### **Center for Independent Living for Western Wisconsin, Inc.**

2920 Schneider Avenue E  
Menomonie, WI 54571  
715-233-1070  
1-800-228-3287  
715-233-1083 fax  
<http://www.cilww.com>

### **Courage St. Croix**

1460 Curve Crest Blvd.  
Stillwater MN 55082  
651—241-3820  
763-230-1924fax  
[www.couragecenter.org](http://www.couragecenter.org)

### **Courage Center Headquarters**

3915 Golden Valley Rd.  
Minneapolis MN 55422  
General Info. 763-588-0811  
1-888-846-8253  
[www.couragecenter.org](http://www.couragecenter.org)

### **Day Away Club**

St. Croix County Department on Aging  
715-381-4360 (Nancy Abrahamson)  
1-800-372-2333  
Hudson, New Richmond  
[www.sccwi.us/adrc](http://www.sccwi.us/adrc)

### **Division of Vocational Rehabilitation (DVR) Hearing Aid Financial Assistance**

608-261-0050; 1800-442-3477  
608-266-1133 fax  
[www.dwd.state.wi.us/dvr/jobseek.htm](http://www.dwd.state.wi.us/dvr/jobseek.htm)

### **Eldercare Locator**

1-800-677-1116  
[www.eldercare.gov](http://www.eldercare.gov)

### **Elder Law Attorneys**

Earley Law Office 715-246-7555  
Gwen Kuchevar 715-425-7281  
Paul Law Firm LLC 715-381-1877  
Nicolet Law Office 715-377-2141  
Daniel DeMaio 715-381-5448  
Remington Law Office 715-246-3422

### **Foot Care (Nail Care) – Hudson Senior Center**

1312 Wisconsin Street  
Hudson, WI 54016  
715-386-8709

**Geriatric Mental Health Program of United Hospital**

333 North Smith Avenue  
St. Paul, MN 55102  
Admissions, 651-241-8860  
[www.allinahealth.org](http://www.allinahealth.org)

**GRACE Unit**

1175 Nininger Road  
Hastings, MN 55033  
651-404-1360 phone  
651-404-1364 fax  
[www.reginamedical.org](http://www.reginamedical.org)

**IRIS**

1-888-515-4747

**Lifeline – Hudson Hospital**

715-531-6070 Rosa Magnus

**Litchfield Geriatric Psychiatry**

Meeker Memorial Hospital  
612 S. Sibley Avenue  
Litchfield, MN 55355  
320-693-3242  
[www.meekermemorial.org](http://www.meekermemorial.org)

**Home Delivered Meals – Hudson - St. Croix County Department on Aging**

715-381-4360  
[www.co.saint-croix.wi.us/](http://www.co.saint-croix.wi.us/)

**Meals on Wheels – Washington County**

651-653-3123 Lakeland

**Meals on Wheels – Pierce County Department on Aging**

715-273-6780, 1-877-273-0804

**Senior Dining, Hudson**

Aging and Disability Resource Center  
1320 Wisconsin St. Hudson  
715-386-8709  
[www.co.saint-croix.wi.us/](http://www.co.saint-croix.wi.us/)

**Senior Link**

20 Park Plaza, Suite 920  
Boston, MA 02116  
617-456-3700  
617-236-7777 fax  
1-866-797-9698  
[Seniorlinkonline.com](http://Seniorlinkonline.com)

**Southwest Family Care Alliance (Formerly Community Health Partnership, CHP)**

715-629-1780 Baldwin office

**Telecare – Hudson Hospital (Volunteer Coordinator)**

715-531-6070

**Unity Hospital Geriatric Psychiatry**

763-236-4464 phone  
763-236-4476 fax

**We Do Feet (Assistance w/furniture, home repair & maintenance, transportation)**

Trinity Lutheran Church  
715-781-0622

**Wisconsin Guardianship Support Center**

1-800-488-2596, ext. 314

## **Support Groups and Associations**

### **Alcoholics Anonymous – Hudson**

322 Vine Street  
Hudson, WI 54016  
715-386-2932

### **Alzheimer's Association Minnesota, North Dakota/Greater Wisconsin**

1-800-272-3900  
715-720-7611 Chippewa Falls  
952-830-0512 Minneapolis  
[www.alz.org/gwwi](http://www.alz.org/gwwi)

### **Alzheimer's Support for the Caregiver**

715-381-4360  
[www.co.saint-croix.wi.us](http://www.co.saint-croix.wi.us)

### **Alzheimer's Support Group**

2<sup>nd</sup> Tues of the month 4pm  
Park View Home, Woodville  
Contact: Harriet Link 715-688-6088

### **St. Croix Valley Alzheimer's Support Group**

2<sup>nd</sup> Tues of the month 6:30pm  
First Presbyterian Church, Stillwater  
Contact: Balerie Richards 651-210-7866

### **American Cancer Society**

1-800-227-2345  
[www.cancer.org](http://www.cancer.org)

### **American Parkinson Disease Association**

1-800-223-2732  
[www.apdaparkinson.org](http://www.apdaparkinson.org)

### **American Lung Association**

1-800-586-4872  
[www.lungUSA.org](http://www.lungUSA.org) (National)  
[www.lungWI.org](http://www.lungWI.org) (State)

### **Angel Foundation**

612-627-9000  
612-338-3018 fax  
[www.mnangel.org](http://www.mnangel.org)

### **Angel on My Shoulder**

1-800-860-3431; 715-542-3065  
[www.angelonmyshoulder.org](http://www.angelonmyshoulder.org)

### **Aphasia Support Group**

UW- River Falls: Contact Dr. Naomi Hashimoto  
715-425-3801

### **Arthritis Foundation**

1-800-333-1382; 414-321-3933  
[www.arthritis.org/wisconsin](http://www.arthritis.org/wisconsin)

### **Attention Deficit Disorder/Attention Deficit Hyperactivity Disorder Support Group**

715-386-6860 Deborah Bollom  
[www.D5coaching.com](http://www.D5coaching.com)

### **Brain Injury Support Group for Survivors, Caregivers/Friends**

Courage Center, Stillwater  
651-351-2364

### **Breast Cancer Support Group – Hastings**

651-437-5767 Claire Matthews  
[www.hastingsbreastcancer.org](http://www.hastingsbreastcancer.org)

### **Breast Cancer Support Group – Lakeview Hospital**

651-269-0480  
[www.lakeview.org](http://www.lakeview.org)

### **Breast Cancer Support Group – River Falls Area Hospital**

2<sup>nd</sup> Wed of the month 6:30-8pm  
Contact : 715-307-6430; 715-821-1468

### **Cancer Survivors' Support Group- New Richmond**

WestFields Hospital: Conference Center  
4<sup>th</sup> Tues of the month 4:30-6pm  
Contact: 715-243-2800

### **CancerCare**

1-800-813-HOPE  
[www.CancerCare.org](http://www.CancerCare.org)

### **Cancer Survivors' Support Group**

715-243-2600  
[www.cc-ww.org](http://www.cc-ww.org)

**Cancer Survivor Toolbox**

[www.canceradvocacy.org/toolbox](http://www.canceradvocacy.org/toolbox)

**Cardiac Support - Hudson Hospital**

715-531-6400; 715-531-6250

**Caregiver Resources – NASW**

[www.helpstartshere.org](http://www.helpstartshere.org)

**Caregiver Support & Education Group- Stillwater**

1<sup>st</sup> Wed of the month 1-3pm

Family Means

1875 Northwestern Ave

Stillwater MN

651-789-4004

**Caregiver Support Group – St. Croix County Department on Aging**

715-381-4360

[www.co.saint-croix.wi.us](http://www.co.saint-croix.wi.us)

**Caregivers Support Group – New Richmond**

Westfield Hospital

Free Support Group Caring for the Elderly

715-243-2698 Suzanne

**Caregiver Support and Education Group**

Stillwater Medical Group and Family Means

1500 Curve Crest Boulevard

Stillwater, MN

651-789-4004

**Center for Grief**

1129 Grand Avenue

St. Paul, MN 55105

651-641-0177

[www.cg@griefloss.org](http://www.cg@griefloss.org)

**Children of Aging Parents**

1-800-227-7294

[www.caps4caregivers.org](http://www.caps4caregivers.org)

**Chron's Support – Hastings**

651-437-5247

**Cleaning for a Reason**

1-877-337-3348

<http://www.cleaningforareason.org/>

**Compassionate Friends – Child Loss**

Sandy: 763-228-2393

Cathy: 651-459-9341

[www.compassionatefriends.org](http://www.compassionatefriends.org)

**Dementia/Caregiver Support Group – Comforts of Home**

715-377-0660

**Diabetes Support Group – Stillwater Medical Group**

1<sup>st</sup> Tues of the month 6-7pm

651-430-8715

**Diabetic Support and Information Session- New Richmond**

3<sup>rd</sup> Wed of the month 6:30 pm

Deerfield Commons

Contact: 715-243-2866

**Diabetes Support Group - Hudson Hospital**

Donna Karis 800-429-0383

[www.hudsonhospital.org](http://www.hudsonhospital.org)

**Divorced/Separated- Saint Patrick Parish**

715-381-5120 ext. 105

**Downs Syndrome Parent Support Group**

715-381-3015; 715-381-9825

**Drug Problem Helpline/ Narcotics Anonymous**

877-767-7676

**Epilepsy Foundation of Western Wisconsin**

1-800-924-2105; 715-834-4455

[www.epilepsyfoundation.org](http://www.epilepsyfoundation.org)

**Exhale – After-Abortion Counseling Hotline**

1-866-4 EXHALE

[www.exhaleprovoice.org](http://www.exhaleprovoice.org)

**Facing Cancer Together (FACT)**

For children and families with a parent facing cancer

612-205-5743 [www.mnangel.org](http://www.mnangel.org)



**Fibromyalgia Support Group – Courage Center**

4<sup>th</sup> Mon of the month 6:30-8pm  
651-351-2364  
[www.lakeview.org](http://www.lakeview.org)

**Grief Support Group**

218 County Road K  
New Richmond, WI 54017  
715-246-2133  
[flcnr@frontier.net](mailto:flcnr@frontier.net)  
Kathy Wettig 715-248-3675

**Hoarding Support Group**

Family and Friends 1<sup>st</sup> Tues of the month 7-9pm  
Hoarders 2<sup>nd</sup> Tues of the month 7-9pm  
Kenwood Community Art Center  
2101 Franklin Ave, W  
Minneapolis, MN 55405  
[www.thehoardingproject.org](http://www.thehoardingproject.org)

**Hysterectomy Education Resources and Services**

610-667-7757; 1-888-750-4377  
610-667-8096 Fax  
[www.hersfoundation.org](http://www.hersfoundation.org)

**Kids in Grief - Lakeview Hospital**

651-430-4586  
[www.havechaplainwilltravel.org](http://www.havechaplainwilltravel.org)  
[www.lakeview.org](http://www.lakeview.org)

**Leukemia and Lymphoma Society of MN**

1-612-259-4600  
[www.lls.org](http://www.lls.org)

**LINKVET – Crisis Intervention for Veterans**

1-888-LINKVET; 1-888-546-5838  
[www.minnesotaveteran.org](http://www.minnesotaveteran.org)

**Look Good ... Feel Better – Westfields Hospital**

715-243-2800

**Minnesota Oncology Hematology Foundation**

651-602-5384

**MS Support Group for Couples and Patients – Courage Center**

Couples 651-779-6564  
Patients 651-275-3898

**My Turn to Care – Westfields Hospital**

Support Group for those caring for the elderly  
715-243-2698  
[www.healthpartners.com](http://www.healthpartners.com)

**National Alliance on Mentally Illness for Wisconsin**

1-800-236-2988  
Fax 608-268-6004  
[www.nami.org](http://www.nami.org)

**National Ovarian Cancer Coalition**

1-888-682-7426; 214-273-4201 Fax  
[www.ovarian.org](http://www.ovarian.org)

**New Mom's Support Group - Hudson Hospital**

715-531-6029  
[www.hudsonhospital.org](http://www.hudsonhospital.org)

**Ostomy Association of Chippewa Valley**

Judith Lippold  
715-834-8976

**Pancreatic Cancer Association**

Contact Ruth Miller 651-436-7605  
[www.pancan.org](http://www.pancan.org)

**Parkinson's Support Group - Hudson Hospital**

715-531-6250  
[www.hudsonhospital.org](http://www.hudsonhospital.org)

**PostPartum Depression Support Group**

1<sup>st</sup> and 3<sup>rd</sup> Tues of the month 11am-12-pm  
651-430-0888  
612-863-4770  
[www.allina.com](http://www.allina.com)

**Pregnancy and Infant Loss Support**

United Hospital  
651-241-6206, Annette Klein

**Resolve Talk Time – Support Group for Those Experiencing Infertility**  
1-888-255-1399,703-556-7172  
[www.resolve.org](http://www.resolve.org)

**River Falls Area Breast Cancer Support Group**  
715-821-1468 Michelle Rinehart

**River Falls Pregnancy Helpline**  
715-425-8539  
[www.rfpregnancyhelpline.com](http://www.rfpregnancyhelpline.com)

**St. Croix Valley Chapter of the Celiac Sprue Association**  
715-377-1002 Pam

**St. Croix Valley Disability Coalition**  
1-866-210-4127  
[www.scvdc.org](http://www.scvdc.org)

**St. John’s Hospital Grief Support Group**  
651-232-7397  
[www.healtheast.org](http://www.healtheast.org)

**Skin Cancer Foundation**  
212-725-5176  
[www.skincancer.org](http://www.skincancer.org)

**Stroke Connection**  
1-888-478-7653  
[www.americanheart.org](http://www.americanheart.org)

**SuperSibs!**  
1-866-333-1213  
alexlemonade.org

**The Angel Foundation**  
612-627-9000  
[www.mnangel.org](http://www.mnangel.org)

**Weathering Life’s Losses- Grief Support - Lakeview Hospital**  
651-430-4586  
[www.lakeview.org](http://www.lakeview.org)

**Wisconsin Alliance for Family Caregiving**  
1-800-310-5521

**Woodwinds Grief Group**  
Chaplin Ted 651-232-7397  
[www.healtheast.org](http://www.healtheast.org)

**Woodbury Pregnancy Options**  
651-340-9062  
[www.woodburypregnancy.org](http://www.woodburypregnancy.org)

**Heart to Heart: Heart Care Support Group- Boutwells Landing**  
651-430-4510

## Transportation

### **A & J Mobility**

2650 Prospect Dr.  
Eau Claire, WI 54703  
715-874-6630 or 877-833-9830  
715-874-6650 fax  
[www.aandjmobility.com](http://www.aandjmobility.com)

Automotive Mobility Adaptive Equipment, New and Pre-owned Adaptive Vehicles

### **Allina**

651-222-0555

**ONLY stretcher transport; NO wheelchair transport**

(from/to Hudson to/from Allina facilities)

[www.allina.com](http://www.allina.com)

### **Assisted Transport**

612-729-1156

### **Canvas Health (formerly HSI)**

651-777-5222

651-351-3155 fax

### **Freedom Transportation**

Volunteer Transportation for persons with disabilities

1-877-384-7932

### **Handi-Lift**

1779 10<sup>th</sup> Street

Cumberland, WI 54829

1-800-989-7433

1-715-822-5077 office

1-715-822-5078 fax

### **HealthEast Medical Transportation (Ambulance)**

651-232-1717

### **Hudson Hospital & Clinics Van**

405 Stageline Road

Hudson, WI 54016

715-531-6888

### **Hudson Taxi**

Hudson, WI 54016

715-386-8111

654-436-6045 fax

[www.ataximn.com](http://www.ataximn.com)

### **Magna**

715-338-9840

952-465-1365

Will transport on weekends for \$5.00 with Hudson Area

[www.kilimanjarotaxi.com](http://www.kilimanjarotaxi.com)

### **M-Net (Minnesota MA)**

1-866-467-1724

### **Medi-Van**

Does not accept Medical Assistance

1-800-422-0976

### **MTM Inc.-**

Nonemergency medical transportation for eligible Medicaid and BadgerCare Plus Members.

866-907-1493

<http://www.mtm-inc.net/wisconsin-website/wisconsin-home>,

### **New Richmond Shared Ride**

715-246-2226

### **Ninja Cab Company (available after 3pm)**

715-338-0303

### **Non-emergency ambulance**

715-386-4701 (Dispatch)

### **River Falls Shared Ride Taxi Service**

717 N Main

River Falls, WI 54022

715-425-7878

### **Specialized & Volunteer Transportation**

St. Croix County Department on Aging & Disability Resources

1101 Carmichael Road

Hudson, WI 54016

715-381-4360

1-800-372-2333

[www.co.saint-croix.wi.us](http://www.co.saint-croix.wi.us)

### **We Do Feet (Assistance with transportation)**

Trinity Lutheran Church

715-386-9313

**Wheelchair Getaways of MN**

Roseville, MN and Cold Spring, MN

Van rental

1-800-642-2042

[www.wheelchairgetaways.com](http://www.wheelchairgetaways.com)

**New Transportation Program offered by CILWW;** Center for Independent Living for Western Wisconsin. Focus on assisting those with disabilities with transportation.

CILWW Transportation Vouchers work like checks.

Contact Regional Transportation Coordinator Denise Larson at 800-228-3287

Or by email at [larsond@cilww.com](mailto:larsond@cilww.com) for program information and to register.

## **Food Assistance:**

**WIC:** 715-246-8359

[wic@co.saint-croix.wi.us](mailto:wic@co.saint-croix.wi.us)

Pregnant women, children under age 5

**Food Share:** [www.access.wi.gov](http://www.access.wi.gov)

## **Food Pantries:**

### **Baldwin/Woodville/Hammond Food Pantry**

715-688-3844 (by appointment)

920 6th Ave, Baldwin

### **Glenwood City/Boyceville Food Access and Resource Center**

715-977-1191

823 Main Street, Boyceville

Thursday: 3 pm-7 pm; Friday: 9 am-1 pm

### **Hudson-Christian Food Cupboard**

715-338-0332

St. Patrick's Church

1500 Vine St, Hudson

Appointments: Monday-Thursday 9-noon

### **New Richmond Area Food Pantry**

715-243-7491 (call for hours)

Five Loaves Food Shelf

421 South Green Ave

### **River Falls Community Food Pantry**

715-425-6880 (call for hours)

222 North Main Street, Suite C

### **Roberts Food Pantry**

715-749-3478 (call for hours)

United Church of Christ

1001 Birch Drive

### **Somerset Community Food Pantry**

715-247-2945 (call for hours)

203 Church Hill Road

### **Woodville Food Pantry**

715-698-2707 (by appointment)

Zion Lutheran Church

221 North Lockwood Street

### **Lakeside Foods**

715-243-7367

660 North Second Street, New Richmond

\$6.50/case of canned vegetables, **cash only**

1<sup>st</sup> Wednesday only, 1-3 PM

### **Ruby's Pantry**

[www.rubyspantry.org](http://www.rubyspantry.org)

National Guard Armory

1245 Wall Street, New Richmond

3<sup>rd</sup> Thursday of each month

5-7 PM, \$20 each visit

## **Clothing/Furniture:**

### **Five Loaves Clothing Center**

715-243-7491 (call for hours)

421 South Green Ave, New Richmond

[www.5loavesfoodandclothing.org](http://www.5loavesfoodandclothing.org)

### **We Do Feet**

715-781-0622 (furniture)

Trinity Lutheran Church, Hudson

### **Heritage Center**

715-246-3276

1100 Heritage Drive, New Richmond

Barn Flea Market (May – Oct)

Saturday 7:30 AM-2 PM

Sunday 12 PM-4 PM

**Operation Help** 715-386-0881

### **ARC Inc.**

715-338-0755

Assistance & Resource Center, Inc

River Falls Area

## **Shelters:**

### **Grace Place**

715-246-1222

Emergency Family Shelter, New Richmond

Salvation Army

### **Our Neighbors' Place**

715-426-9000

Emergency Family Shelter, River Falls

## **Domestic/Sexual Abuse:**

### **Turningpoint Shelter**

800-345-5104

715-425-6751

[www.turningpoint-wi.org](http://www.turningpoint-wi.org)

### **St. Croix Valley SART**

(Sexual Assault Response Team)

715-425-6443

888-334-4677

[www.stcroixvalleysart.org](http://www.stcroixvalleysart.org)

### **St. Croix Victim-Witness Assistance Program**

715-386-4666

## **Housing:**

### **Cardinal Capital Management**

1-877-495-3008

New Richmond, Hudson,

Hammond

[www.cardinalcapital.us](http://www.cardinalcapital.us)

### **River Falls Housing Authority**

715-425-7640

For River Falls only

### **Horizon Management Group**

800-944-4866

### **Landmark Company**

800-924-3256

Baldwin (Elderly and Family)

### **USDA Rural Development**

715-232-2614

Home repairs/grants & low-income home loans

### **Tenant Resource Center**

877-238-7368

Know your rights

### **WestCAP**

800-606-9227

715-265-4271

Section 8, rental assistance, weatherization

[www.westcap.org](http://www.westcap.org)

## **Parental Support:**

### **Family Resource Center St. Croix Valley**

715-684-4440

[www.frcscv.org](http://www.frcscv.org)

### **Children & Youth with Special Health Care Needs**

800-400-3678

715-726-7907 WI Western Region

### **Head Start and Early Head Start**

800-352-6283

### **Child Support Agency-St. Croix County**

715-386-4691

## **Pregnancy Assistance:**

### **St. Croix County Reproductive Health**

715-246-8365

Pregnancy Testing, STD testing and treatment

Birth control, exams

### **Adoption Resources of Wisconsin**

800-762-8063

[www.wiadoptioninfocenter.org](http://www.wiadoptioninfocenter.org)

## **Breastfeeding Support:**

### **St. Croix County Public Health**

715-246-8263

### **Baby Café**

United Methodist Church, River Falls

Every Tuesday, 10 am to 12 noon

## **Transportation:**

**Center for Independent Living for Western WI**  
800-228-3287

Transportation Service for People with  
Disabilities

## **Medical Assistance**

866-907-1493  
Non-emergency Medical transportation  
(Need to call at least 48 hours prior to appt.)

## **Medical/Dental Services:**

### **Free Clinic-Pierce & St. Croix Counties**

715-307-3948  
1687 East Division Street  
River Falls WI 54022  
(Must meet income guidelines)  
Tuesdays-5-8 PM

### **Rural Health Dental Clinic**

715-235-1573  
3375 Kothlow Ave, Suite 40  
Menomonie WI 54751  
(Accepts MA and uninsured)

### **Forward Health (Badger Care)/Medical Assistance**

800-362-3002  
[www.access.wi.gov](http://www.access.wi.gov)

### **Health Insurance Coverage/Marketplace**

[www.healthcare.gov](http://www.healthcare.gov)

### **Medical Assistance changes call:**

Great Rivers Change Reporting Center  
Phone: 888-283-0012  
Fax: 855-293-1822

### **Wisconsin Tobacco Quit Line**

800-784-8669  
[www.quitline.com](http://www.quitline.com)

## **Other:**

### **AIDS Resource Center of Wisconsin**

800-750-2437  
[www.arcw.org](http://www.arcw.org)

### **Attorney Information & Referral**

800-362-9082

### **Family Means**

800-327-3203  
[www.familymeans.org](http://www.familymeans.org)

Credit/Budget/Counseling

### **Free Legal Clinic**

2nd Monday 6-7:30 PM, Hudson  
St. Croix County Government Center  
County Board Room

## **Judicare**

800-472-1638

[www.judicare.org](http://www.judicare.org)

## **Operation HELP/The Source**

715-386-0881

## **Salvation Army 715-246-1222**

### **United Way St Croix Valley**

715-377-0203

[www.unitedwaystcroix.org](http://www.unitedwaystcroix.org)

## **UW Extension/4-H**

715-684-3301

[www.uwex.edu/ces/cty/stcroix/index.html](http://www.uwex.edu/ces/cty/stcroix/index.html)

## **St. Croix Valley Job Center**

715-426-0388

<https://jobcenterofwisconsin.com>

## **Social Security Administration**

800-772-1213

[www.socialsecurity.gov](http://www.socialsecurity.gov)

## **Helpful Websites:**

[www.cdc.gov](http://www.cdc.gov) Disease information

[www.immunization.org](http://www.immunization.org)

Immunization information

[www.sccwi.us](http://www.sccwi.us) St. Croix County

[www.text4baby.org](http://www.text4baby.org) Pregnant women and new  
parents

# Public Health Resource Guide

## **St. Croix County Services Center**

Public Health	715-246-8263
Reproductive Health	715-246-8365
WIC	715-246-8359
Environmental Health	715-246-8370
Birth to 3	715-246-8255
Economic Support	715-246-8257
Medical Assistance, Food Share, Daycare Assistance	
Great Rivers Change Reporting Center	888-283-0012

Children's Services	715-246-8285
---------------------	--------------

Behavioral Health Services	715-246-8255
Behavioral health, Drug and alcohol Counseling, Psychiatry, Psychology	

Aging and Disability Resource Center	715-381-4360
	800-372-2333

St. Croix County Services  
Center-Public Health  
1752 Dorset Lane  
New Richmond WI 54017  
[www.sccwi.us/publichealth](http://www.sccwi.us/publichealth)



# 2015 ST. CROIX County Aging & Disability Guide

- Advocates
- Home Care
- Disability Services
- Health Services
- Housing
- Insurance
- Legal
- Medical Equipment
- Assisted Living
- Nursing Homes
- Respite Care
- Hospice
- Senior Centers
- Transportation
- and more!



Published by Harbor Centers, Inc. for  
The Aging & Disability Resource Center  
of St. Croix County



MOM ALWAYS TOLD ME,  
"NEVER JUDGE A BOOK BY ITS COVER..."

Get to know what's INSIDE The Lutheran Home Campus: River Falls, where our #1 priority is YOU!

By choosing The Lutheran Home Campus for your living & care needs, you are choosing outstanding services & amenities, delicious dining options and a socially enriching lifestyle. But above all you are choosing an out of this world commitment to provide you with the very best care and support available.

Discover The Lutheran Home Campus: River Falls - there is more than meets the eye!

Our Continuum of Care Campus includes:

THE LUTHERAN HOME: RIVER FALLS  
A MINISTRY OF THE LUTHERAN HOME ASSOCIATION



WELLHAVEN SENIOR LIVING  
A MINISTRY OF THE LUTHERAN HOME ASSOCIATION



Transitional Care • Long-Term Care  
Alzheimer's & Dementia Care  
Inpatient & Outpatient Therapies  
Respite & Day Programs

Independent Living • Assisted Living  
River Falls Senior Center

Call us TODAY to schedule your tour!

640 NORTH MAIN ST. • RIVER FALLS, WI  
(715) 426-4600 • [www.mylutheranhomef.org](http://www.mylutheranhomef.org)

## TABLE OF CONTENTS

Advocacy/Community Organizations . . . . .6	Hospitals . . . . .15	Nursing Homes . . . . .25
County Agencies/Dept . . . . .7	Mental Health . . . . .15	Nutrition
Crisis/Emergency Services . . .8	Other Information . . . . .16	Community Dinners . . . . .25
Disabilities	Pharmacies . . . . .17	Dining Services . . . . .25
Adaptive Services . . . . .9	Preventative Classes . . . . .17	Food Pantries . . . . .26
Rehabilitation Services . . . . .9	Rehabilitation Services . . . . .18	Low Cost Food . . . . .26
Educational Services . . . . .9	Therapy Services . . . . .18	Respite Care . . . . .26
Employment . . . . .10	Housing	Senior Centers . . . . .27
Financial Services . . . . .10	Apartments . . . . .18	Support Groups . . . . .28
Funeral Homes . . . . .10	Authorities . . . . .21	Toll-Free Numbers . . . . .33
Government Officials . . . . .11	Counseling . . . . .21	Transportation
Guardianship . . . . .12	Home Modifications/ Repairs . . . . .21	Safe Driver Programs . . . . .30
Health	Shelters . . . . .21	Taxi Services . . . . .30
Chemical Dependency . . .12	Supportive Living . . . . .21	Vehicle Modifications . . . . .31
Clinics . . . . .13	Tenant Resources . . . . .21	Veteran Services . . . . .31
Dental . . . . .13	Insurance/Assistance . . . . .23	Volunteer Programs . . . . .31
Home Care . . . . .14	Legal . . . . .23	Definitions . . . . .32
Hospice . . . . .15	Medical Equipment . . . . .24	Notes . . . . .39
		Index . . . . .33

Plan to attend the 2015 Regional Caregiver Conference

# Unexpected Caregiver

September 25, 2015

8:00 am–3:30 pm

WITC Conference Center

New Richmond, WI

Cost: \$25

Keynote Speaker: Kari Berit,  
Speaker, Author, and radio host

Register on-line at [witc.edu/search](http://witc.edu/search)  
or call 800.243.9482, ext. 4221

9th Annual Conference for Family and Professional Caregivers  
Collaboration of the ADRCs of Dunn, Pierce, Northwest, St. Croix Counties and Caregivers



## Advocacy, Community Organizations

**ADRC of Dunn County**  
808 Main Street  
PO Box 470  
Menomonie, WI 54751  
(715) 232-4006

**ADRC of Northwest Wisconsin**  
serves Polk and Burnett counties  
100 Polk County Plaza, Suite 60  
Balsam Lake, WI 54810  
(877) 485-2372  
[adrcnwwi.org](http://adrcnwwi.org)

**ADRC of Pierce County**  
412 West Kinne Street  
PO Box 540  
Ellsworth, WI 54011  
(877) 273-0804

**ADRC of St. Croix County**  
1752 Dorset Lane  
New Richmond, WI 54017  
(800) 372-2333  
[sccwi.us/ADRC](http://sccwi.us/ADRC)

The purpose of the Aging and Disability Resource Center is to empower & support older adults, people who have a disability and their families by serving as a central source of information, assistance, support and access to community resources. Key services are Information & Assistance, Elder & Disability Benefit Specialist Programs, Caregiver Support Program, Dementia Care Specialist, Senior Nutrition Services, Home-Delivered Meals, Volunteer Medical Transportation Program, Support Groups, and DayAway Club/Adult Day Respite.

## Adult Protective Services Behavioral Health Department

1752 Dorset Lane  
New Richmond, WI 54017  
(715) 246-6991  
bet'n 8 am—4:30 pm  
Referral line—non-emergency  
911—Emergencies

The purpose of the Adult Protective Services Unit is to provide protection and advocacy to St. County residents who are elderly or adults at risk. An adult at risk is an adult, of any age, who is diagnosed with a chronic mental illness, developmental disability or other impairment that significantly impacts their ability to function on a daily basis and who has experienced or is a risk of abuse or neglect. Abuse includes physical abuse, emotional abuse, sexual abuse, treatment without consent, unreasonable confinement or restraint. Other reportable instances include financial exploitation, neglect and self-neglect. Services provided by Adult Protective Services include protection and intervention, outreach, advocacy, referral, guardianship and protective service coordination.

**Advocating Rights of Citizens w/ Cognitive Disabilities, Inc. (Arc)**  
2800 Royal Avenue, Suite 209  
Madison, WI 53713  
(877) 272-8400  
[arc-wisconsin.org](http://arc-wisconsin.org)

**Alzheimer's Association**  
Chippewa Valley Outreach Office  
404 ½ North Bridge Street  
Chippewa Falls, WI 54729  
(715) 720-7611  
(800) 272-3900 Helpline  
[alz.org](http://alz.org)

**American Association of Retired Persons (AARP)**  
222 West Washington Avenue,  
Suite 600  
Madison, WI 53703  
(866) 448-3611  
[aarp.org/states/wi](http://aarp.org/states/wi)

**American Cancer Society**  
2427 Hillcrest Parkway, Suite 7  
Altoona, WI 54720  
(877) 423-9122  
[cancer.org](http://cancer.org)

**American Diabetes Association**  
1701 North Beauregard Street  
Alexandria, VA 22311  
(800) 342-2383  
[diabetes.org](http://diabetes.org)

**Arthritis Foundation**  
1650 South 108th Street  
West Allis, WI 53214  
(800) 242-9945  
[arthritis.org/chapters/wisconsin](http://arthritis.org/chapters/wisconsin)

**Brain Injury Association of Wisconsin**  
21100 West Capitol Drive,  
Suite 5  
Pewaukee, WI 53072  
(800) 882-9282  
[bia.org](http://bia.org)

**Brain Injury Resource Center**  
W236 S7050 Big Bend Drive,  
Suite 3  
Big Bend, WI 53103  
(262) 770-4882  
[bircowfi.org](http://bircowfi.org)

**Center for Independent Living**  
2920 Schneider Avenue Southeast  
Menomonie, WI 54571  
(800) 228-3287  
[cilww.com](http://cilww.com)  
See our listing under Disabilities.

**Chippewa Valley Autism Society**  
2415 Agnes Street  
Eau Claire, WI 54701  
(888) 428-8476  
[cvaswi.webs.com](http://cvaswi.webs.com)



**Disability Advocates:**  
**Wisconsin Network (DAWN)**  
201 West Washington Avenue  
Suite 110  
Madison, WI 53703  
(888) 332-1677  
dawninfo.org

**Disability Rights Wisconsin**  
217 West Knapp Street  
Rice Lake, WI 54868  
(877) 338-3724  
disabilityrightswi.org

**Epilepsy Foundation of Western Wisconsin**  
1812 Brackett Avenue, Suite 5  
Eau Claire, WI 54701  
(800) 924-2105  
epilepsyfoundation.org

**Eldercare Locator**  
(800) 677-1116  
eldercare.gov

**Greater Wisconsin Agency on Aging Resources (GWAAR)**  
1414 MacArthur Road, Suite A  
Madison, WI 53714  
(608) 243-5670  
gwaar.org

**Long-Term Care Ombudsman**  
Board on Aging and Long-Term Care  
1402 Pankratz Street, Suite 111  
Madison, WI 53704-4001  
(800) 815-0015  
dhfs.wisconsin.gov/aging/  
boaltc/ltcombud

**National Alliance on Mental Illness (NAMI) of Wisconsin**  
4233 West Beltline Hwy  
Madison WI 53711  
(800) 236-2988

**Our Neighbor's Place, Inc.**  
122 West Johnson  
River Falls, WI 54022  
(715) 426-9000  
ourneighborsplace@gmail.com

**Senior LinkAge Line®**  
(800) 333-2433

**Social Security Administration**  
4120 Oakwood Hill Parkway  
Eau Claire, WI 54701  
(866) 815-2924  
socialsecurity.gov

**SOURCE / Operation H.E.L.P.**  
901 4th Street  
Hudson, WI 54016  
(715) 386-1300  
(715) 386-0881

**United Way St. Croix Valley**  
516 Second Street, Suite 214B  
Hudson WI 54016  
(715) 377-0203  
unitedwaystcroix.org

**United Way 2-1-1**  
Information and Referral  
Dial 2-1-1  
(651) 291-0211  
(800) 543-7709  
211unitedway.org

**Western Wisconsin Autism**  
Advocacy & Consulting Center  
wwaacc.org

**Wisconsin Board for People with Developmental Disabilities**  
201 Washington Avenue,  
Suite 110  
Madison, WI 53703  
(888) 332-1677  
wi-bpdd.org

**Wisconsin Family Ties**  
16 North Carroll Street, Suite 230  
Madison, WI 53703  
(800) 422-7145  
wifamilyties.org

## County Agencies/ Departments

**ADRC of St. Croix County**  
1752 Dorset Lane  
New Richmond, WI 54017

(715) 381-4360  
(800) 372-2333  
(715) 381-4308 fax  
sccwi.us/ADRC

**Behavioral Health**  
1752 Dorset Lane  
New Richmond, WI 54017  
(715) 246-8400

**Birth to Three**  
1752 Dorset Lane  
New Richmond, WI 54017  
(715) 246-8248

**Child Support**  
1101 Carmichael Road  
Hudson WI 54016  
(715) 386-4691

**Clerk of Courts**  
1101 Carmichael Road  
Hudson WI 54016  
(715) 386-4630

**Community Development**  
1101 Carmichael Road  
Hudson WI 54016  
(715) 386-4674

**Corporation Counsel**  
1101 Carmichael Road  
Hudson WI 54016  
(715) 381-4315

**County Clerk**  
1101 Carmichael Road  
Hudson WI 54016  
(715) 386-4609

**District of Attorney**  
1101 Carmichael Road  
Hudson WI 54016  
(715) 386-4658

**Economic Support**  
1752 Dorset Lane  
New Richmond, WI 54017  
(715) 246-8257

**Family & Childrens**  
1752 Dorset Lane  
New Richmond, WI 54017  
(715) 246-8285

**Public Health**  
1752 Dorset Lane  
New Richmond, WI 54017  
(715) 246-8263

**Register of Deeds**  
1101 Carmichael Road  
Hudson WI 54016  
(715) 386-4652

**Register of Probate**  
1101 Carmichael Road  
Hudson WI 54016  
(715) 386-4619

**St. Croix County Health Center**  
1445 North 4th Street  
New Richmond WI 54017  
(715) 246-6991

**Treasurer**  
1101 Carmichael Road  
Hudson WI 54016  
(715) 386-4645

**Veterans' Services**  
1752 Dorset Lane  
New Richmond, WI 54017  
(715) 386-4759

**Victim Witness**  
1101 Carmichael Road,  
Hudson WI 54016  
(715) 386-4666

## Crisis and Emergency Services

**Adult Protective Services and Behavioral Health Services**  
1752 Dorset Lane  
New Richmond, WI 54017  
(715) 246-6991

**Our Neighbor's Place, Inc.**  
122 West Johnson  
River Falls, WI 54022  
(715) 426-9000  
ourneighborsplace@gmail.com

**Rural Housing, Inc.**  
4506 Regent Street  
Madison, WI 53705  
(888) 400-5974  
wisconsinruralhousing.org

**Grace Place – Salvation Army**  
505 West 8th Street  
New Richmond, WI 54017  
(715) 246-1222  
salvationarmyusa.org

**St. Croix County Sheriff's Department**  
1101 Carmichael Road  
Hudson, WI 54016  
(715) 381-4320  
911 for emergency  
sccwi.us

**Serenity Home**  
Balsam Lake, WI 54810  
(715) 485-1221



Now serving two locations!

BRIDGE in Hudson 651 Brakke Drive  
Hudson, WI 54016  
BRIDGE in River Falls 387 Arrow Court, Suite 201  
River Falls, WI 54022

**BRIDGE For Youth and Adults with Disabilities** offers a variety of excellent programs and services through the year.

- Day Services
- Community Employment Services
- Summer Programs for 12-21 years
- Recreation and Social programs
- Transportation available

Contact **BRIDGE** for your tour!



**BRIDGE For Youth and Adults with Disabilities**

MAIN OFFICE  
651 Brakke Drive, PO Box 1620  
Hudson, WI 54016 715-381-8230

Email: [info@bridgeywd.org](mailto:info@bridgeywd.org)

[www.Bridgeywd.org](http://www.Bridgeywd.org)

**Source/Operation H.E.L.P.**

901 4th Street  
Hudson, WI 54016  
(715) 386-0881  
(715) 386-1300

**Turningpoint**

River Falls, WI 54022  
(800) 345-5104  
turningpoint-WI.org

**West CAP**

525 Second Street  
PO Box 308  
Glenwood City, WI 54013  
(800) 606-9227  
westcap.org

**Disabilities****ADDRP (Adult Developmentally Disabled Recreation Program)**

701 East 11th Street  
New Richmond, WI 54017  
(715) 243-7421

**BRIDGE for Youth and Adults with Disabilities**

651 Brakke Drive, P O Box 1620  
Hudson, WI 54016  
(715) 381-8230  
BridgeYWD.org

Year round Day Services,  
Community Employment  
Services, youth and adult  
social & recreation programs.  
Transportation available.

*Please see our ad on page 8*

**Center for Independent Living**

2920 Schneider Avenue Southeast  
Menomonie, WI 54571  
(715) 233-1070  
(800) 228-3287  
(715) 233-1083 fax  
cilww.com

Services to people with disabilities  
include: Information & Referral,  
Advocacy, Independent Living Skills  
Training, Peer support, Assisted  
Device Loan and Demonstration,  
Work Incentives Benefits

Counseling, Home Accessibility  
Recommendations and Ramp  
Designs, Youth Transition, Nursing  
Facility Transition, Recreational  
Opportunities and Transportation  
Services.

**Disabilities,  
Adaptive Services****AT & T Language Line**

(800) 774-4344

**Center for Independent Living**

2920 Schneider Avenue E  
Menomonie, WI 54571  
(800) 228-3287  
cilww.com

**Maxi Aids**

MaxiAids.com

**Hearing****CSD Interpreting Services**

Center for Deaf, Sign Language  
Interpreter  
(651) 487-8865  
c-s-d.org

**Hearing Loss Resources**

hlade.org/factsheet-3.htm

**Lion's Club**

Hearing Aid Assistance  
wlf.info

**Office for the Deaf  
and Hard of Hearing**

1 West Wilson Street, Room 558  
P O Box 7851  
Madison WI 53707-7851  
(855) 359-5252  
dhs.wisconsin.gov/sensory

**River Valley Audiology**

215 N. 2nd Street, Suite 101  
River Falls, WI 54022  
(715) 245-0525

**Vision**

**Office for the Blind,  
State of Wisconsin**  
610 Gibson Street, Suite 1  
Eau Claire, WI 54702  
(715) 836-6772  
Al.Thompson@wisconsin.gov

**Lion's Club**

See local Lion's Clubs

**Wisconsin Council of the Blind  
and Visually Impaired**

754 Williamson Street  
Madison, WI 53703  
(800) 783-5213  
wcbblind.org

**Disabilities,  
Rehabilitation  
Services****East Suburban Resources (ESR)**

1525 North 4th Street  
New Richmond, WI 54017  
(715) 246-8299  
esrworks.org

**Have-A-Heart, Inc.**

W10356 State Road 29  
River Falls, WI 54022  
(715) 425-7754  
haveaheartinc.org

**Walk on Therapeutic Riding**

1469 County Road J  
River Falls, WI 54022  
(715) 425-2025  
walkontherapeuticriding.org

**Educational  
Services****UW Extension**

1960 8th Avenue, Suite 140  
Baldwin, WI 54002  
(715) 531-1930  
uwex.edu/ces/cty/stcroix

**WITC**

1019 Knowles Avenue  
New Richmond, WI 54017  
(715) 246-6561  
witc.edu

**Employment****Division of Vocational  
Rehabilitation**

3655 Schneider Avenue SE,  
Suite B  
Menomonie, WI 54751  
(800) 622-1771  
dwd.state.wi.us

**East Suburban Resources (ESR)**

1525 North 4th Street  
New Richmond, WI 54017  
(715) 246-8299

**Experience Works**

(715) 635-2298  
experienceworks.org

**ProAct, Inc.**

1202 Beaudry Blvd.  
Hudson, WI 54016  
(715) 410-4216  
proactinc.org  
*Please see our ad inside back cover*

**St. Croix Valley Job Center  
(Workforce Resources)**

387 Arrow Court, Suite 205  
River Falls, WI 54022  
(715) 426-0388  
workforceresource.org  
jobcenterofwisconsin.com

**Financial Services****Agrabilities of WI**

460 Henry Mall  
Madison, WI 53706  
(608) 262-9336

**The Arc of Dunn County**

2602 Hills Court  
Menomonie, WI 54751  
(715) 235-7373  
arcofdunncounty.org

**Consumer Direct for Wisconsin**

Hudson Financial Center  
744 Ryan Drive, Suite 201  
Hudson, WI 54016  
(877) 785-9991  
consumerdirectWI.com  
*Please see our ad on page 14*

**FamilyMeans**

2194 East Ridge Center  
Eau Claire, WI 54701  
(800) 780-2890 appt.

**FamilyMeans**

2217 Vine Street, Suite 105  
Hudson, WI 54016  
(651) 439-4840 appt.

**FamilyMeans**

1875 Northwestern Avenue South  
Stillwater, MN 55082  
(800) 780-2890  
familymeans.org

**Family Services**

327 E LaSalle Avenue  
Barron, WI 54812  
(715) 537-5886

**House Calls**

1921 Talen Street  
Menomonie, WI 54751  
(715) 232-6475  
housecallsinc.org

**Lutheran Social Services**

33 North 25th Street East  
Superior, WI 54880  
(888) 607-6775  
conquyourdebt.org

**Payee Services, Inc.**

390 Red Cedar Street, Suite R  
Menomonie, WI 54751  
(715) 233-0203

**Economic Support**

1752 Dorset Lane  
New Richmond, WI 54017  
(715) 246-8257

**Wisconsin Dept. of Revenue**

(608) 266-2772

**Funeral Homes**

**Anderson Funeral Home**  
607 1st Street  
Glenwood City, WI 54013  
(715) 265-4421

**Bakken-Young Funeral  
and Cremation Services**

1750 8th Avenue  
Baldwin, WI 54002  
(715) 684-4646  
bakken-young.com

**Bakken-Young Funeral  
and Cremation Services**

112 West 3rd Street  
New Richmond, WI 54017  
(715) 246-2154  
bakken-young.com

**Bakken-Young Funeral  
and Cremation Services**

502 3rd Street  
Hudson, WI 54016  
(715) 386-2402  
bakken-young.com

**Bakken-Young Funeral  
and Cremation Services**

805 East Division Street  
River Falls, WI 54022  
(715) 425-8788  
bakken-young.com

**Cashman Hill and  
Hill Funeral Homes**

225 South 3rd Street  
River Falls, WI 54022  
(715) 425-5644  
hillfuneralservice.com

**Cullen Crea Funeral Home**

307 South Arch Street  
New Richmond, WI 54017  
(715) 246-2667  
cullencreafuneralhome.com

**O'Connell Family Funeral Home**

1010 Newton Street  
Baldwin, WI 54002  
(715) 684-3434  
oconnellfuneralhomes.com

**O'Connell Family Funeral Home**  
520 11th Street  
Hudson, WI 54016  
(715) 386-3725  
oconnellfuneralhomes.com

## Government Officials

**Governor of Wisconsin**  
**Scott Walker**  
Room 115 East State Capitol  
PO Box 7863  
Madison, WI 53708  
(608) 266-1212  
wisgov.state.wi.us

**United States Senator**  
**Tammy Baldwin**  
205 5th Ave. South, Room 216  
La Crosse, WI 54601  
(608) 796-0045

**United States Representative**  
**Sean Duffy**  
1208 Longworth HOB  
Washington, D.C. 20515  
(202) 225-3365  
email:  
sean.duffy@mail.house.gov

**State Senator Sheila Harsdorf,**  
**10th District**  
State Capitol, PO Box 7882  
Madison, WI 53707-7882  
(800) 862-1092  
email:  
sen.harsdorf@legis.state.wi.us

**State Representative**  
**Dean Knudson**  
PO Box 123  
River Falls, WI 54022  
(608) 266-1526

**State Representative**  
**John Murtha, 29th District**  
State Capitol, PO Box 8953  
Madison, WI 53708  
(888) 529-0029  
email:  
Rep.Murtha@legis.state.wi.us



WE ARE COMFORT KEEPERS®



HELP IS HERE, TO PROVIDE  
*In-Home Care For A Loved One*

The truth is, caring for a loved one can quickly become more than one person can handle. Before it becomes too much, call Comfort Keepers®. We provide an extensive range of in-home care that helps people maintain quality and independent lives in the comfort of their own home. More than a caregiver, a Comfort Keeper provides care and compassion to those who often need it most.

To find out how Comfort Keepers can provide the kind of care that can make a difference in your home and family, call us. We would be happy to arrange a free in-home visit to help you learn more.

SERVICES

- Companionship
- Daily Chores
- Personal Care
- Dementia Care
- Post Hospital Care
- 24 Hour Care
- End of Life Care
- Respite Care
- SafetyChoice Technology Solutions
- Private Duty Nursing



**Comfort Keepers®** Serving Northwest WI  
**715-381-6730**

Are you caring and compassionate? Join our Comfort Keepers team.  
Over 550 independently owned and operated offices worldwide.

[comfortkeepers.com/hudsonwi](http://comfortkeepers.com/hudsonwi)

## THE WORLD'S TRUSTED SOURCE OF NON-MEDICAL COMPANIONSHIP AND HOME CARE FOR SENIORS

Proud Distributor of Philips Lifeline Medical Alert and Medication Dispensing Services

**Services include:**  
Personal Care  
Companionship  
Meal Preparation  
Light Housekeeping  
Dementia Care  
Medication Reminders  
Incidental Transportation  
Transitional/Respite Care

  
**Home Instead**  
**SENIOR CARE®**

*To us, it's personal.®*

*Call for a Free Consultation!*

**866-689-0023**

*Toll Free*

P.O. Box 707, Hudson, WI 54016  
[www.homeinstead.com](http://www.homeinstead.com)

Learn more about Home Instead Senior Care through our digital web brochure at [www.HISC419.digbro.com](http://www.HISC419.digbro.com)

**State Representative**  
**Erik Severson**  
State Capitol  
PO Box 8952  
Madison, WI 53708  
(888) 529-0028  
email: Rep.severson@legis.wi.gov

## Guardianship

**Adult Protective Services**  
**Behavioral Health Department**  
1752 Dorset Lane  
New Richmond, WI 54017  
(715) 246-6991

**Family Services**  
327 East LaSalle Avenue  
Barron, WI 54812  
(715) 537-5886

**House Calls**  
1921 Talen Street; P.O. Box 361  
Menomonie, WI 54751  
(715) 232-6475  
housecallsinc.org

**Information and Assistance Specialists**  
**ADRC of St. Croix County**  
1752 Dorset Lane  
New Richmond, WI 54017  
(800) 372-2333  
sccwi.us/ADRC  
Information & Assistance Specialists serve persons age

18 and older. I&A Specialists are Certified Wisconsin Social Workers who are available to provide accurate and unbiased information on all aspects of life related to aging or living with a disability. I&A Specialists assist the public to plan for long and short term care needs and provide current information about local, regional, and State resources to meet the care needs of callers and their families or family members. I&A Specialists also assist with community outreach, health promotion, and prevention services, as well as help eligible persons enroll in long term care programs available through the State of Wisconsin.

**Mississippi Valley Guardians**  
PO Box 688  
Ellsworth, WI 54011  
(715) 273-6628

**Payee Services, Inc.**  
390 Red Cedar Street, Suite R  
Menomonie, WI 54751  
(715) 233-0203

**The Arc of Dunn County**  
2602 Hills Court  
Menomonie, WI 54751  
(715) 235-7373

**Wisconsin Guardianship Services, Inc.**  
359 West Main Street  
Ellsworth, WI 54011  
(715) 273-5072

**Wisconsin Guardianship Support Center**  
1414 MacArthur Road  
Madison, WI 53714  
(855) 409-9410

## Health: Chemical Dependency

**AODA-St. Croix County**  
1752 Dorset Lane  
New Richmond, WI 54017  
(715) 246-6991

**Alcoholics Anonymous**  
Hudson Alano  
322 Vine Street  
Hudson, WI 54016  
(715) 386-2932  
aa.org

**Alcoholics Anonymous**  
1448 North 4th Street  
New Richmond, WI 54017  
(715) 246-4912

**Programs for Change**  
Hudson Hospital & Clinics  
901 Dominion Drive

Hudson, WI 54016  
(715) 531-6755  
hudsonhospital.org

## Health: Clinics

**Amery Regional Medical Center**  
265 Giffin Street East  
Amery, WI 54001  
(800) 424-5273  
amerymedicalcenter.org

**Baldwin Area Medical Center**  
730 10th Avenue  
Baldwin, WI 54002  
(715) 684-3311  
healthybaldwin.org

**Cancer Center of Western WI**  
501 Hospital Road  
New Richmond, WI 54017  
(715) 243-2800

**Free Clinic of Pierce  
and St. Croix Counties**  
River Falls Medical Clinic—Unit 2  
River Falls, WI 54022  
(715) 307-3948  
freeclinicpiercestcroix.org

**Hudson Hearing Clinic**  
hudsonhearing.com  
*Please see our ad on page 13*

• **Amery Regional Medical Center**  
265 Griffin Street East  
Amery, WI 54001  
(715) 268-8000

• **Baldwin Area Medical Center**  
730 10th Avenue  
Baldwin, WI 54002  
(715) 684-3311

• **Hudson Hospital**  
401 Stageline Road  
Hudson, WI 54016  
(715) 531-6710

• **Westfields Hospital**  
535 Hospital Road  
New Richmond, WI 54017  
(715) 243-2600  
hudsonhearing.com

**Hudson Physicians**  
405 Stageline Road  
Hudson, WI 54016  
(715) 531-6800  
hudsonphysicians.com

**Mayo Clinic Health System—  
Red Cedar Medical Center  
in Glenwood City**  
219 East Oak Street  
PO Box 159  
Glenwood City, WI 54013  
(715) 265-7321  
mayohealthsystem.org

**Menomonie Free Clinic**  
2321 Stout Roda, Level A  
Menomonie, WI 54751  
(715) 308-3808

**Westfields Hospital and Clinic**  
535 Hospital Road  
New Richmond, WI 54017  
(715) 243-3400  
westfieldshospital.com

**Open Cities Health Center**  
409 North Dunlap Street  
St. Paul, MN 55104  
(651) 290-9200  
(651) 290-9210 fax

**Quick Care Clinic**  
Hudson Physicians  
2310 Crestview Drive  
Hudson, WI 54016  
(715) 531-6800

**River Falls Medical Clinic**  
1687 East Division Street  
River Falls, WI 54022  
(715) 307-6000  
allinahealth.org/ahs/riverfalls/nsf

**Roberts Medical Clinic**  
503 Cherry Lane  
Roberts, WI 54023  
(715) 760-3311  
healthyroberts.org

**Somerset Clinic**  
700 Rivard Street  
Somerset, WI 54025

(715) 247-2060  
stillwatermedicalgroup.com

**Westfields Healthstation**  
250 Richmond Way  
New Richmond, WI 54017

**Wound Clinic**  
ARMC West Campus  
230 Deronda Street  
Amery, WI 54001  
(715) 268-0175  
amerymedicalcenter.org  
*Please see our ad on page 37*

## Health: Dental

**Chippewa Valley  
Technical College**  
620 West Clairemont Avenue  
Eau Claire, WI 54701  
(715) 833-6370

**Rural Health Dental Clinic**  
3375 Kothlow Avenue  
Menomonie, WI 54751  
(715) 235-1573

Not just hearing aids...  
*Hearing Care*

Call today to improve  
your hearing lifestyle.

Amery Regional Medical Center <b>715.268.8000</b>	Baldwin Area Medical Center <b>715.684.3311</b>
Westfields Hospital — New Richmond <b>715.243.2600</b>	Hudson Hospital and Clinic <b>715.338.3179</b>

**HUDSON HEARING**  
Clinic  
AudigyCertified™

Visit our website at [www.hudsonhearing.com](http://www.hudsonhearing.com)

2015 Aging & Disability Guide | ST. CROIX COUNTY 13

Increasing **independence** and  
**control** through  
**self-directed** services!



- **More choice**
- **More flexibility**
- **More control**
- **More independence**

To begin managing **your own**  
services and supports, call  
Consumer Direct today!

**Family Care • Private Pay  
Personal Care • IRIS  
1-877-785-9991**



*Better@Home is part of the  
Consumer Direct family of companies*

**Turtle Lake Dental**  
212 Maple Street South  
Turtle Lake, WI 54889  
(715) 986-2599

**Union Gospel Mission**  
Adult and Children's Dental Clinic  
435 University Avenue East  
St. Paul, MN 55130  
(651) 789-7605 appt. required

## Health: Home Care Skilled care\*

**Adoray Home Health & Hospice\***  
2231 Highway 12, Suite 201  
Baldwin, WI 54002  
(715) 684-5020  
(800) 359-0174  
adoray.org  
*Home Health—Rehab Services  
Palliative Care—Hospice  
Medicare & Medicaid Certified*

**Better @ Home**  
744 Ryan Drive, Suite 201  
Hudson, WI 54016  
(877) 785-9991  
*Please see our ad on page 14*

**Comfort Keepers**  
2424 Monetary Blvd, #012  
Hudson, WI 54016  
(715) 381-6730  
(866) 552-6730  
comfortkeepers.com/HudsonWI  
Keeping Seniors Safe at Home.  
*Please see our ad on page 11*

**Family Pathways, Inc.**  
PO Box 1208  
Hudson, WI 54016  
(715) 381-6516

**Gemini Cares**  
2135 Eastridge Center  
Eau Claire, WI 54701  
(715) 830-0546  
(888) 304-6230  
geminicare.com

The quality of care we provide  
our clients is our highest priority.  
We are a 30-year-old company  
specializing in the ability to bill  
directly to clients, other resources  
or determine eligibility to bill  
Medicaid.

**Have-A-Heart, Inc.**  
W10356 State Road 29  
River Falls, WI 54022  
(715) 425-7754  
haveaheartinc.org

**Home Instead Senior Care\***  
PO Box 707  
Hudson, WI 54016  
(866) 689-0023  
www.homeinstead.com  
*Please see our ad on page 10*

**Indianhead Home Services\***  
246 Tierney Drive  
New Richmond, WI 54017  
(715) 246-7213

**Interim Health Care\***  
625 Commerce Drive, Suite 200  
Hudson, WI 54016  
(715) 377-9617  
(715) 377-9623 fax  
interimhealthcare.com/hudsonwi

**Lakeview Home Care  
and Hospice\***  
1715 Tower Drive West  
Stillwater, MN 55082a  
(651) 430-3320  
lakeview.org  
*Please see our ad on page 17*

**Paradigm Services, Inc.**  
250 Paperjack Drive, Suite 4  
New Richmond, WI 54017  
(715) 246-5219

**Peaceful Living**  
1200 Hosford Street, Suite 107  
Hudson, WI 54016  
(715) 386-7071  
peacefullivingcare.com

14 2015 Aging & Disability Guide | ST. CROIX COUNTY

**Touching Hearts at Home**  
135 Shene Drive #6  
Woodville, WI 54028  
(715) 245-1944  
touchinghearts.com/westwi  
Homemaking, Companionship,  
Personal Care and 24/7 "Live"  
Consultations.  
*Please see our ad on page 15*

## Health: Hospice

**Adoray Home Health and Hospice**  
2231 Highway 12, Suite 201  
Baldwin, WI 54002  
(715) 684-5020  
(800) 359-0174  
adoray.org

**Allina Health Hospice**  
1055 Westgate Drive  
St. Paul, MN 55114  
(800) 261-0879

**Interim Health Care**  
625 Commerce Drive, Suite 200  
Hudson, WI 54016  
(715) 377-9617  
(715) 377-9623 fax  
interimhealthcare.com

**Lakeview Home Health and Hospice**  
1715 Tower Drive West

Stillwater, MN 55082  
(800) 732-1422  
lakeview.org  
*Please see our ad on page 17*

**St. Croix Hospice**  
7200 Hudson Blvd  
Oakdale, MN 55128  
(651) 735-3659  
stcroixhospice.com

## Health: Hospitals

**Amery Regional Medical Center**  
265 Griffin Street East  
Amery, WI 54001  
(800) 424-5273  
amerymedicalcenter.org  
*Please see our ad on pages 37*

**Baldwin Area Medical Center**  
730 10th Avenue  
Baldwin WI 54002  
(715) 684-3311  
www.healthybaldwin.org

**Hudson Hospital and Clinics**  
405 Stageline Road  
Hudson, WI 54016  
(800) 993-2325  
hudsonhospital.org

**Lakeview Hospital**  
927 Churchill Street West  
Stillwater, MN 55082

(800) 423-7212  
lakeview.org

**River Falls Area Hospital**  
1629 East Division Street  
River Falls, WI 54022  
(715) 307-6000  
riverfallsareahospital.com

**Westfields Hospital and Clinic**  
535 Hospital Road  
New Richmond, WI 54017  
(715) 243-2600  
(715) 243-2679 fax  
westfieldshospital.com

## Health: Mental Health

**Behavioral Health Center ARMC**  
West Campus  
230 Deronda Street  
Amery, WI 54001  
(715) 268-0060  
amerymedicalcenter.org  
*Please see our ad on page 37*

**Behavioral Health—  
St. Croix County Services Center**  
1752 Dorset Lane  
New Richmond, WI 54017  
(715) 246-8287  
sccwi.us

**FamilyMeans**  
2217 Vine Street, Suite 105  
Hudson, WI 54016  
(651) 439-4840 appts.  
familymeans.org

**FamilyMeans**  
1875 Northwestern Avenue South  
Stillwater, MN 55802  
(651) 439-4840 appts.  
familymeans.org

**Family Therapy Associates, LLC**  
1447 S. Knowles Ave, Suite 130  
New Richmond, WI 54017  
(715) 246-4840  
ftacounseling.com

**Lutheran Social Services**  
33 North 25th Street East  
Superior, WI 54880  
(888) 607-6775  
lsswis.org

**National Alliance on Mental  
Illness (NAMI) of Wisconsin**  
4233 West Beltline Highway  
Madison, WI 53711  
(800) 236-2988  
namiwisconsin.org

**Northwest Counseling Services at  
Baldwin Area Medical Center**  
730 10th Avenue

Baldwin, WI 54002  
(715) 684-6777  
healthybaldwin.org

**Wisconsin Family Ties**  
16 North Carroll Street  
Madison, WI 53703  
(800) 422-7145  
wifamilyties.org

## Health: Other Information

**Advance Security Solutions**  
2113 Eagle Drive  
Middleton, WI 53562  
(888) 860-8098 x206  
jruppert@advancecable.com

**Comfort Keepers Safety Choice**  
2424 Monetary Blvd., Suite 012  
Hudson, WI 54016  
(715) 381-6730  
(866) 552-6730  
comfortkeepers.com/HudsonWI  
Keeping Seniors Safe at Home  
with Technology Solutions such  
as emergency response and  
medication management systems.  
*Please see our ad on page 11*

**FirstCall Medical Monitoring**  
St. Croix Electric Cooperative

1925 Ridgeway Street  
Hammond, WI 54015  
(715) 796-7000  
sccenet.net  
*Please see our ad on page 30*

**First Step Fall Prevention**  
River Falls Area Hospital  
1629 E. Division Street  
River Falls, WI 54022  
(715) 307-6169

**LifeFone**  
Touching Hearts at Home  
135 Stene Drive #6  
Woodville, WI 54028  
(715) 245-1944  
touchinghearts.com/westwi

**Lifeline**  
Hudson Hospital  
405 Stageline Road  
Hudson, WI 54016  
(715) 531-6019  
hudsonhospital.org

**Lifeline**  
Red Cedar Medical Center  
2321 Stout Road  
Menomonie, WI 54751  
(715) 235-5531  
mayohealthsystem.org



Owner, Ken "Skip" Ballard is a licensed social worker with 18+ years of professional experience working for seniors. Our expert knowledge results in exceptional caregivers, focused on individual needs.

### Home • Care • Service

### Our services include

Serving Western Wisconsin  
715-245-1944  
www.touchinghearts.com/westwi  
We are licensed, bonded & Insured

- Companionship
- Light Housekeeping
- Personal Care
- Meal Preparation
- Memory Care
- Transportation

And much more!

*Great People. Great Services. Great Living.*



**(715) 381-7333**

RedCedarCanyonCare.com

**7001 Hanley Road 5 Hudson, WI 54018**

**Project Lifesaver of Pierce–St. Croix**  
St. Croix County Sheriff's Office  
1101 Carmichael Road  
Hudson, WI 54016  
(715) 377-5808  
projectlifesaverpiercestcroix.org  
A program dedicated to safeguarding & locating people who may wander & become lost. Bringing Loved Ones Home.

## Health: Pharmacies

**County Market**  
2310 Crestview Drive  
Hudson, WI 54016  
(715) 381-5923  
(715) 381-5993 fax  
countymarkethudson.com

**Family Fresh**  
303 South Main Street  
River Falls, WI 54022  
(715) 425-8494  
(715) 425-8405 fax  
familyfreshmarket.com

**Family Fresh**  
2351 Coulee Road  
Hudson, WI 54016  
(715) 381-9661  
(715) 386-5198 fax  
familyfreshmarket.com

**Family Fresh**  
110 West 4th Street  
New Richmond, WI 54017  
(715) 246-2186  
familyfreshmarket.com

**Freeman Drug**  
104 South Main Street  
River Falls, WI 54022  
(715) 425-2255  
(715) 425-2889 fax  
freemandrug.com  
*Please see our ad on page 18*

**Hudson Community Pharmacy**  
405 Stageline Road  
Hudson, WI 54016

(715) 531-6450  
hudsonhospital.org

**Micklesen Drug**  
530 2nd Street  
Hudson, WI 54016  
(715) 386-3344  
(715) 386-5198 fax

**Shopko**  
1777 Paulson Road  
River Falls, WI 54022  
(715) 425-6272  
(715) 425-5399 fax  
shopko.com

**Somerset Drug**  
107 Parent Street  
Somerset, WI 54025  
(715) 247-3535

**Target**  
2401 Coulee Road  
Hudson, WI 54016  
(715) 381-360  
(715) 690-3226  
target.com

**Village Pharmacy**  
840 Main Street  
Baldwin, WI 54002  
(715) 684-2674

**Village Pharmacy**  
224 West Oak Street  
Glenwood City, WI 54013  
(715) 265-3465

**Walgreens**  
141 Carmichael Road  
Hudson, WI 54016  
(715) 381-0183

**Walgreens**  
1047 North Main Street  
River Falls, WI 54022  
(715) 426-4089

**Walmart**  
2222 Crestview Drive  
Hudson, WI 54016  
(715) 386-1345  
walmart.com

• Home Care  
• Chronic Disease Management  
• Home Therapy  
• In-Home Rehab  
• Acute Care  
• Palliative Program  
• Hospice

**Lakeview Hospital**  
HealthPartners®  
Homecare & Hospice  
lakeviewhealth.org  
715-243-2677  
800-732-1422

**Walmart**  
250 West Richmond Way  
New Richmond, WI 54017  
(715) 246-9097  
walmart.com

**Westfields Community Pharmacy**  
535 Hospital Road  
New Richmond, WI 54017  
(715) 243-2970

## Health: Preventative

**Healthy Aging Classes**  
**ADRC of St. Croix County**  
1752 Dorset Lane  
New Richmond, WI 54017  
(800) 372-2333  
sccwi.us/ADRC  
Living Well with Chronic Conditions, Stepping On, and Diabetes Self Management.

**FREEMAN DRUG**  
Tel. 715-425-2255 • 104 S. Main Street • River Falls, WI  
Offering a wide variety of Durable Medical Equipment  
• WHEELCHAIRS • WALKERS • CANES  
• BATHROOMS & EVERYDAY ESSENTIALS • AND MUCH MORE  
*If we don't have it in stock, we'll do our best to get it for you!*  
**Hours: Mon.-Thurs. 8-8, Fri. 8-7, Sat. 8-3**  
**(800) 944-0905**  
Free local delivery • Insurance processing • Custom Medication Compounding  
**For Emergencies After-Hours Call: Leah Gavin 715-425-9422**

## Health: Rehabilitation Services

**ARMC Rehabilitation Services**  
220 North Keller Avenue  
Amery, WI 54001  
(715) 268-1001  
amerymedicalcenter.org

**Baldwin Area Medical Center**  
730 10th Avenue  
Baldwin, WI 54002  
(715) 684-8680  
healthybaldwin.org

**Courage Kenny Rehabilitation Institute St. Croix**  
141 Carmichael Road  
Hudson, WI 54016  
(715) 381-0183  
courage.org

**Interim Health Care**  
625 Commerce Drive, Suite 200  
Hudson, WI 54016  
(715) 377-9617  
(715) 377-9623 fax  
interimhealthcare.com

**Red Oak Rehabilitation and Fitness Center**  
1320 Wisconsin Street  
Hudson, WI 54016  
Christian Community Home  
(715) 386-4520  
cchudson.org

**Sister Kenny Rehabilitation Institute—River Falls**  
1629 East Division Street  
River Falls, WI 54022  
(715) 307-6050

**St. Croix Therapy**  
742 Sterbenz Drive  
Hudson WI 54016  
(715) 386-2128  
stcroixtherapy.org

**UWRF Speech, Language and Hearing Clinic**  
University Wisconsin—River Falls  
B31 Wyman Ed Building  
River Falls, WI 54022  
(715) 425-3801  
uwrf.edu/COMD/  
LanguageAndHearingClinic.cfm

**Valley Hearing Concepts**  
1477 South Knowles Ave.  
Suite 110  
New Richmond, WI 54017  
(715) 246-0758

**Westfields Hospital and Clinic Rehabilitation Services**  
535 Hospital Road  
New Richmond, WI 54017  
(715) 243-2760  
westfieldshospital.com

## Health: Therapy Services

**Children's Therapy Center**  
204 West Warren Street

Roberts, WI 54023  
(715) 749-3890  
childrenstherapycenter.org

**FamilyMeans**  
2217 Vine Street, Suite 105  
Hudson, WI 54016  
(651) 439-4840 appts.  
familymeans.org

**Family Means Center for Grief, Loss and Transition**  
1133 Grand Avenue  
St. Paul, MN  
(651) 789-4014 appt.  
familymeans.org

**Lutheran Social Services**  
Bethel Lutheran Church  
920 3rd Street  
Hudson, WI 54016  
(715) 386-358

**St Croix Therapy**  
742 Sterbenz Drive  
Hudson, WI 54016  
(715) 386-2128  
stcroixtherapy.org

**Walk on Therapeutic Riding**  
1469 County Road J  
River Falls, WI 54022  
(715) 425-2025  
walkontherapeuticriding.org

## Housing: Apartments Low Income\*

**Baldwin**  
**Ann Crider Villas\***  
455 12th Avenue  
Baldwin, WI 54002  
Impact Seven  
(715) 357-0011  
*Please see our ad on page 20*

**Baldwin Apartments\***  
655 Park Street  
Baldwin, WI 54002  
Cardinal Capitol Management  
(877) 495-3008

**Cedar Crest Apartments**  
1810 4th Avenue  
Baldwin, WI 54002  
(715) 684-5585 or (715) 299-5750

**Deer Park**  
**William Johnson Manor**  
105 South Street West  
Deer Park, WI 54007  
Impact Seven  
(715) 357-0011  
*Please see our ad on page 20*

**Glenwood City**  
**Glen Park Manor\***  
745 1st Street  
Glenwood City, WI 54013  
Cardinal Capital Management  
(715) 386-3008

**Havenwood**  
614 East Oak Street  
Glenwood City, WI 54013  
WestCap (800) 606-9227 x336

**Sunlight Terrace**  
253 Magnolia Drive  
Glenwood City, WI 54013  
WestCap (800) 606-9227 x336

**The Homestead of Glenwood City**  
832 3rd Street  
Glenwood City, WI 54013  
Lancer Group (715) 760-3120

**Tiffany Creek Apartments\***  
142 Tiffany Creek Road  
Glenwood City, WI 54013  
Horizon Management Group  
(800) 944-4866 Ext. 122

**Hammond**  
**Hammond Homes**  
1300 Charlotte Street  
Hammond, WI 54015  
WestCap (800) 606-9227 x336

**Westview Apartments\***  
1280 Charlotte Street  
Hammond, WI 54028  
Cardinal Capital Management  
(715) 386-3008

**Hudson**  
**Boulder Ridge Apartments**  
901 Dominion Road  
Hudson, WI 54016  
(715) 386-9862

**Buena Vista\***  
627 2nd Street  
Hudson, WI 54016  
Cardinal Capital Management  
(715) 386-3008

**Croixview Apartments\***  
1015 2nd Street  
Hudson, WI 54016  
Hudson Housing Authority  
(715) 386-5301

**Hanley Place Apartments**  
2221 Hanley Road  
Hudson, WI 54016  
(715) 386-0110

**Heirloom Courts\***  
100 Heirloom Avenue  
Hudson, WI 54016  
Accessible Space, Inc.  
(800) 466-7722

**St. Croix Manor LTD**  
77 Coulee Road  
Hudson, WI 54016  
(715) 386-6661

**St. Croix Village**  
1551 Heggen  
Hudson, WI 54016  
(715) 386-0507

**Tribute Commons\***  
(Adults with Qualifying Disabilities)  
123 Heritage Boulevard  
Hudson, WI 54016  
Accessible Space, Inc.  
(800) 466-7722

**Willow River Apartments**  
500 Wisconsin Street N  
Hudson, WI 54016  
(715) 386-5109

**WinterGreen Apartments**  
1312 Wisconsin Street  
Hudson, WI 54016  
Christian Community Home  
(715) 386-5088  
cchudson.org

**New Richmond**  
**Boardman Meadows\***  
460 West 8th Street  
New Richmond, WI 54017  
Ecumen  
(715) 246-5510

**Deerfield Terrace**  
1145 West 8th Street  
New Richmond, WI 54017  
(715) 243-3900  
preshomes.org  
*Please see our ad on page 28*

**Fair Meadows Apartments\***  
444 West 5th Street  
New Richmond, WI 54017  
Cardinal Capital Management  
(715) 386-3008

**Sunshine Courts\***  
370 Odanah Avenue  
New Richmond, WI 54017  
New Richmond Housing Authority  
(715) 246-2130

**River Falls**  
**Briarwood Apartments\***  
555 North Main Street  
River Falls, WI 54022  
River Falls Housing Authority  
(715) 425-7640  
*Please see our ad on page 22*

**Edgewater Apartments\***  
629 North Main Street  
River Falls, WI 54022  
River Falls Housing Authority  
(715) 425-7640  
*Please see our ad on page 22*

**Oakpark Apartments\***  
808 South Main Street  
River Falls, WI 54022  
River Falls Housing Authority  
(715) 425-7640  
*Please see our ad on page 22*

**River Glen**  
530 North Clark  
River Falls, WI 54022  
Landmark Company  
(715) 834-3411

**Riverview Manor\***  
625 North Main Street  
River Falls, WI 54022  
River Falls Housing Authority  
(715) 425-7640  
*Please see our ad on page 22*

**Timber Ridge Apartments**  
1495 Riverside Drive  
River Falls, WI 54022  
(715) 426-2273

**Wellhaven Senior Living**  
119 Union Street  
River Falls, WI 54022  
(715) 425-8085  
ttha.org

**Windmill Place Apartments\***  
914 South Main Street  
River Falls, WI 54022 (Pierce Cty)  
River Falls Housing Authority  
(715) 425-7640  
windmillplaceRF.com  
*Please see our ad on page 22*

**Roberts**  
**Park Place Apartments\***  
315 North Park Street  
Roberts, WI 54023  
Horizon Management Group  
(800) 944-4866 Ext. 122

**The Homestead of Roberts**  
599 Cherry Lane  
Roberts, WI 54023  
Lancer Group (715) 760-3120

**Somerset**  
**Countryside Apartments\***  
509 Germain Street  
Somerset, WI 54025  
(715) 247-5417

**Star Prairie**  
**Prairie View Apartments**  
200 2nd Street  
Star Prairie, WI 54026  
Horizon Management Group  
(800) 944-4866 Ext. 122

**Woodville**  
**Norseman Manor\***  
240 Church Street  
Woodville, WI 54028  
Woodville Housing Authority  
(715) 698-2487

**Oakview Apartments**  
223 Oak Street  
Woodville, WI 54028  
Horizon Management Group  
(800) 944-4866 Ext. 122

## FOR RENT

**ALMENA, Joseph Vinopal Villa**  
*One Bedroom Apartments (age 62+)*  
**Home Store Apartments**  
*Two & Three Bedroom*  
*Apartments start at \$515*

**AMERY, Paul Boe Manor**  
*Two & Three Bedroom*  
*Apartments start at \$515*

**BALDWIN, Ann Crider Villa**  
*One Bedroom Apartments (age 62+)*

**BALSAM LAKE**  
**Albert Skinner Villa**  
*One Bedroom Apartments, for those*  
*living with developmental disabilities*

**CENTURIA**  
**Jacqueline Lawrence Villa**  
*One Bedroom Apartments (age 62+)*

**DEER PARK**  
**William "Al" Johnson Manor**  
*One Bedroom Apartments (age 62+)*

**ELLSWORTH, Lee Dreyfus Manor**  
*Efficiency & One Bedroom Apartments*  
*(age 62+ or disabled)*

**EAU CLAIRE, Ruth Gullerud Villa**  
*One or Two Bedroom Apartments,*  
*for those living with physical disabilities*

**MENOMONIE**  
**Warren Knowles Manor**  
**Gaylord Nelson Manor**  
*One or Two Bedroom Apartments,*  
*for those living with physical disabilities*

**PRAIRIE FARM**  
**Scott Terrace**  
**Pioneer Housing**  
*One or Two Bedroom Apartments,*  
*all utilities included.*  
*(age 62+ or physical disabilities)*

**RIVER FALLS**  
**Clarke Damon Villa**  
*4 Bedroom Group Home, for those*  
*considered developmentally disabled*

Water, sewer & garbage pickup included. Pets welcome with additional security deposit.  
Rent is based on 30% of adjusted income. **For more information or application contact:**



**IMPACT SEVEN, INC.**  
855.316.8967 | 715.357.0011 | [impactseven.org](http://impactseven.org)

*This institution is an equal opportunity provider and employer*



## Housing: Authorities

**Hudson Housing Authority**  
1015 2nd Street  
Hudson, WI 54016  
(715) 386-5301

**New Richmond  
Housing Authority**  
370 Odanah Avenue  
New Richmond, WI 54017  
(715) 246-2130

**River Falls Housing Authority**  
625 North Main Street  
River Falls, WI 54022  
(715) 425-7640  
rfhousing.org  
River Falls Housing Authority  
provides affordable rental  
housing to persons who are over  
55, or who have disabilities or  
families with children.  
*See our ad on page 22*

**Woodville Housing Authority**  
240 Church Street  
Woodville, WI 54028  
(715) 698-2487

## Housing: Counseling (Financial)

**Catholic Charities**  
1416 Cumming Avenue  
Superior, WI 54880  
(715) 394-6617  
(715) 394-5951 fax  
ccbsuperior.org

**USDA Rural Development**  
390 Red Cedar Street, Suite G  
Menomonie, WI 54751  
(715) 232-2614  
ruraldev.usda.gov

**West CAP**  
PO Box 308  
Glenwood City, WI 54013  
(800) 606-9227  
westcap.org

## Housing: Home Modifications/Repairs

**Center for Independent Living**  
2920 Schneider Avenue Southeast  
Menomonie, WI 54571  
(800) 228-3287  
cilww.com

**USDA Rural Development**  
390 Red Cedar Street, Suite G  
Menomonie, WI 54751  
(715) 232-2614  
ruraldev.usda.gov

**West CAP**  
PO Box 308  
Glenwood City, WI 54013  
(800) 606-9227  
westcap.org

## Housing: Shelters

**Grace Place**  
505 West 8th Street  
New Richmond, WI 54017  
(715) 246-1222

## Housing: Supportive Living

*See page 32 for definitions  
of terms.*

**Arthur-Rose Assisted Living  
(CBRF)**  
1164 Business Hwy 64  
PO Box 474  
New Richmond, WI 54017  
(715) 246-0800  
arthur-rose.net

**Aurora Residential Alternatives,  
Inc. (CBRF) (AFH)**  
406 Technology Drive East,  
Suite B  
Menomonie, WI 54751  
(715) 235-1839  
(800) 301-5897

**Birch Haven Assisted Living (CBRF)**  
640 Elm Street  
Baldin, WI 54002  
baldwincarecenter.com

**Birchwood Apartments (RCAC)**  
1600 Birchwood Drive  
Baldwin, WI 54002  
(715) 684-3231  
baldwincarecenter.com

**Bluejay Assisted Living (AFH)**  
723 Blue Jay Lane  
Hudson, WI 54016  
(715) 386-8770

**Brotoloc North (CBRF) (AFH)**  
145 West Summit Avenue  
Ellsworth, WI 54011  
(715) 273-5060  
brotolocnorth.com

**Chris Homes (AFH)**  
1163 Sugar Pine Lane  
New Richmond, WI 54017  
(715) 441-8538

**Comforts of Home (CBRF)**  
1880 4th Avenue  
Baldwin, WI 54002  
(715) 688-2750  
cohensorliving.com

**Comforts of Home (CBRF)**  
1111 Heggen Street  
Hudson, WI 54016  
(715) 377-0660  
cohensorliving.com

**Comforts of Home (CBRF)**  
805 Heggen Street  
Hudson, WI 54016  
(715) 386-3324  
cohensorliving.com

**Comforts of Home (CBRF)**  
2348 Aurora Circle  
River Falls, WI 54022  
(715) 425-1530

**Comforts of Home (CBRF)**  
2328 Aurora Circle  
River Falls, WI 54022  
(715) 425-1530

## Oh My! Surprisingly nice apartments at an affordable price!

Spacious, secure and maintenance-free  
1 & 2 Bedroom apartments

Five convenient locations in River Falls  
2 person income under \$51,150 to qualify  
Senior Citizens and Persons with Disabilities



River Falls  
Housing Authority

An Equal Opportunity provider and employer.

Call for more information 715-425-7640  
or visit [www.rfhousing.org](http://www.rfhousing.org)

**Country Care (AFH)**  
2349 County Road I  
Somerset, WI 54025  
Mr. Care Services, LLC  
(715) 247-3071

**The Deerfield Commons  
(CBRF) (RCAC)**  
1127 West Eighth Street  
New Richmond, WI 54017  
(715) 243-3900  
deerfield.org  
*Please see our ad on page 28*

**The Deerfield Terrace (RCAC)**  
1127 West Eighth Street  
New Richmond, WI 54017  
(715) 243-3903  
*Please see our ad on page 28*

**Havenwood, LLC  
Assisted Living (RCAC)**  
614 East Oak Street  
Glenwood City, WI 54013  
(715) 265-4140

**Heritage Court  
Apartments (RCAC)**  
425 Davis Street  
Hammond, WI 54015  
(715) 796-2218  
heritagecourthousing.com

**Hometown Senior Living (AFH)**  
1015 Crest View Drive  
Hudson, WI 54016

(715) 808-0101  
hometownseniorliving.com

**Keela Adult Family Home (AFH)**  
593 Highridge Drive, Unit A  
Hudson, WI 54016  
SM2 Services, LLC  
(715) 381-0343

**Kilmanjaro Adult Family (AFH)**  
494 Prairie Lane, Unit A  
Hudson, WI 54016  
(715) 338-9840

**Living Well Adult  
Family Home (AFH)**  
766 Wilfred Road, Unit A  
Hudson, WI 54016  
(715) 222-7580

**Our House Assisted Living (CBRF)**  
1310 Circle Pine Drive  
New Richmond, WI 54017  
(715) 246-7655  
ourhouseassisted.com

**Our House Assisted Living (CBRF)**  
902 South Wasson Lane  
River Falls, WI 54022  
(715) 426-0151  
ourhouseassisted.com

**Paradigm Services, Inc. (AFH)**  
250 Paperjack Drive, Suite 4  
New Richmond, WI 54017  
(715) 246-5219

**Park Place Apartments (RCAC)**  
210 Lockwood Street  
Woodville, WI 54028  
(715) 698-2451  
*Please see our ad on page 23*

**Peaceful Living LLC (AFH)**  
1200 Hosford Street, Suite 107  
Hudson, WI 54016  
(715) 386-7071

**Pine Ridge Assisted Living  
and Pine Ridge Gardens  
Memory Care (CBRF)**  
1320 Wisconsin Street  
Hudson, WI 54016  
Christian Community Home  
(715) 386-9303  
cchudson.org

**Red Cedar Canyon (RCAC) (CBRF)**  
3001 Hanley Road  
Hudson, WI 54016  
(715) 381-7333  
redcedarcanyoncare.com  
*Please see our ad on page 16*

**REM Wisconsin Inc. (AFH)**  
1050 North Main Street, Suite A  
River Falls, WI 54022  
(715) 426-1360

**Serving Hands, Inc. (AFH)**  
1419 Boulder Court  
Hudson, WI 54016  
(715) 808-3513



### Wellhaven Assisted Living (RCAC)

119 Union Street  
River Falls, WI 54022  
(715) 425-8085  
ttha.org

Please see our ad on  
inside front cover.

### WinterGreen Apartments (RCAC)

1312 Wisconsin Street  
Hudson, WI 54016  
Christian Community Home  
(715) 386-9303  
cchudson.org

## Housing: Tenant Resources

**WI Front Door Housing**  
frontdoorhousing.org

## Insurance Assistance

**BadgerRX Gold Program**  
(866) 809-9382

**ContinuUs**  
2570 Gracie Drive  
Baldwin, WI 54002  
(888) 316-5306  
continuuus.org

**Elder or Disability  
Benefit Specialists**  
ADRC of St. Croix County  
1752 Dorset Lane  
New Richmond, WI 54017  
(800) 372-2333  
sccwi.us/ADRC

Elder Benefit Specialist Program provides advocacy and assistance to St. Croix County residents 60 years and older under the supervision of the GWAAR. The Elder Benefit Specialist provides information about Medicare, Medicaid, supplement insurance and all other public benefits, as well as assistance with grievances and appeals when necessary.

The Elder Benefit Specialist works closely with Information and Assistance, options counseling, and other Aging and Disability Resource Center Services.

Disability Benefit Specialist Program provides services to people ages 18–59 with physical disabilities, developmental disabilities, mental illness and substance use disorders under the direction of the Program Attorneys at Disability Rights Wisconsin. The Disability Benefit Specialist provides information about public and private benefit programs including assistance with application and appeal procedures. The Disability Benefit Specialist works closely with information and assistance, options counseling, and other Aging & Disability Resources Center services.

**Include, Respect, I,  
Self Direct (IRIS)**  
(888) 515-4747  
dhs.wisconsin.gov/iris/

**Medicaid Recipient  
Service Hotline**  
(800) 362-3002

**Medicare**  
(800) MED-ICAR  
medicare.gov

**Medigap Helpline**  
(800) 242-1060

**Office of the Commissioner  
of Insurance of Wisconsin**  
PO Box 7873  
Madison, WI 53707  
(800) 236-8517  
oci.wi.gov

**Partnership for  
Prescription Assistance**  
(888) 4PPA-NOW  
pparx.org

### Social Security Administration

4120 Oakwood Hill Parkway  
Eau Claire, WI 54701  
(866) 815-2924  
socialsecurity.gov

**Wisconsin Senior Care**  
(800) 657-2038  
Madison WI 53701

## Legal

**Elder Law Center**  
1414 MacArthur Road, Suite A  
Madison, WI 53714  
(608) 243-5670  
gwaarg.org

**Free Legal Clinic—  
Clerk of Court Office**  
(715) 386-4630



## Margaret V. Kaiser

Social Security Disability  
Attorney

*Call me for a **free**  
consultation regarding  
your SSDI or SSI appeal.*

**715.246.2211**



133 N. Knowles Ave.  
P.O. Box 388  
New Richmond, WI 54017  
www.doardrill.com



## Jennifer A. O'Neill

*\*Certified as an  
Elder Law Attorney  
by the  
National Elder Law  
Foundation*

900 Crest View Drive,  
Suite 220  
Hudson, WI 54016

**715-808-0610**

[www.oneillelderlaw.com](http://www.oneillelderlaw.com)



### House Calls

1921 Talen Street;  
PO Box 361  
Menomonie, WI 54751  
(715) 232-6475

**Wisconsin Judicare, Inc.**  
PO Box 6100  
Wausau, WI 54402  
(800) 472-1638  
judicare.org

**Wisconsin State Bar Association  
Lawyer Referral and  
Information Services**  
(800) 362-9082

**Wis PACT, Inc.**  
131 N. Wilson Street, Suite 300  
Madison, WI 53703  
(608) 268-6006  
wispact.org

## Medical Equipment

**Alpine Medical Alert, Inc.**  
(877) 546-2349  
alpinemedicalalert.com

**American Legion Auxiliary**  
701 North Main Street  
River Falls  
(715) 425-7362  
legion.org

**Corner Medical**  
8380 City Centre Drive, Suite 170  
Woodbury, MN 55125  
(651) 403-3502  
cornermedical.com

**Freeman Drug**  
104 South Main Street  
River Falls, WI 54022  
(715) 425-2255  
freemandrug.com  
Please see our ad on page 18

**Gilbertson's Medical Equipment**  
820 Broadway Street North  
Menomonie, WI 54751  
(715) 235-0900

**Goodwill/Easter Seals**  
553 Fairview Avenue North  
St. Paul, MN 55104  
(651) 379-5922  
goodwilleasterseals.org

**Handi Medical Supply**  
2505 University Avenue West  
St. Paul, MN 55114  
(800) 514-9979  
handimedical.com

**Home Health Resources**  
127 Keller Avenue North  
Amery, WI 54001  
(715) 268-9164  
ameryhomehealthresources.com

**IndependenceFirst—  
Mobility Store**  
2554 Advance Road  
Madison, WI 53718  
(608) 243-1785

### J & B Medical Supply

(Incontinency products  
for MA consumers)  
(800) 737-0045  
jandbmedical.com

**Jackson Mobility and Hearing**  
982 Thomas Avenue  
St. Paul, MN 55104  
(651) 645-6221 or (715) 386-3012  
jacksongohear.com  
Complete Home  
Medical Equipment  
• Stair Lifts—Straight & Curved Stairs  
• Wheelchairs, Walkers, Lift Chairs  
• Scooters & Power Wheelchairs  
• Hospital Beds  
• Hearing Aids / All Hearing Services

**Micklesen Drug**  
530 2nd Street  
Hudson, WI 54016  
(715) 386-6174

**Praxair Healthcare Services**  
2000 Highway 65  
New Richmond, WI 54017  
(715) 246-9802 or  
(715) 246-3971  
praxair.com

**Reliant Rehab**  
2601 Morningside Drive  
Eau Claire, WI 54703  
(800) 494-0493  
reliantrehab.com

**Village Pharmacy**  
840 Main Street  
Baldwin, WI 54002  
(715) 684-2674

**Village Pharmacy**  
244 West Oak Street  
Glenwood City, WI 54013  
(715) 565-3465

**Walgreens**  
141 Carmichael Road  
Hudson, WI 54016  
(715) 381-0183

**Walgreens**  
1047 North Main Street  
River Falls, WI 54022  
(715) 426-4089

**Walmart**  
2222 Crestview Drive  
Hudson, WI 54016  
(715) 386-1345  
walmart.com

**Walmart**  
250 West Richmond Way  
New Richmond, WI 54017  
(715) 246-9097

## Nursing Homes

**American Heritage Care Center**  
425 Davis Street  
Hammond, WI 54015  
(715) 796-2218  
americanheritageskillednursing.com

**Baldwin Care Center, Inc.**  
650 Birch Street  
Baldwin, WI 54002  
(715) 684-3231  
baldwincarecenter.com

**Christian Community Homes**  
1320 Wisconsin Street  
Hudson, WI 54016  
(715) 386-9303  
cchhudson.org  
*Please see our ad on page 3*

**Deerfield Gables Care Center**  
575 Hospital Road  
New Richmond, WI 54017  
(715) 243-3930  
deerfieldphs.org  
*Please see our ad on page 28*

**Glenhaven**  
612 East Oak Street  
Glenwood City, WI 54013v  
(715) 265-4555  
glenhaveninc.com

**Kinnic Long Term Care**  
1663 E Division Street

River Falls, WI 54022  
(715) 426-6000  
gracehc.com  
*See our ad on page 29*

**The Lutheran Home Skilled Care Center**  
640 North Main Street  
River Falls, WI 54022  
(715) 425-5353  
tlha.org  
*Please see our ad on inside front cover*

**Park View Home**  
220 Lockwood Street  
Woodville, WI 54028  
(715) 698-2451  
parkview.cc.com  
*Please see our ad on page 27*

**St. Croix Health Center**  
1445 North 4th Street  
New Richmond, WI 54017  
(715) 246-6991  
sccwi.us

## Nutrition: Community Dinners

**Bethel Lutheran Church**  
920 3rd Street  
Hudson, WI 54016  
(715) 386-8821  
bethelhudson.org

**United Methodist Church**  
209 East 2nd Street  
New Richmond, WI 54017  
3rd Tuesday, 5–6:30 pm

**First Presbyterian Church**  
1901 Vine Street  
Hudson, WI 54016  
(715) 386-2851  
fpchudson.com

**Gethsemane Lutheran Church**  
1350 Florence Street  
Baldwin, WI 54002  
(715) 684-2984  
glcbaldwin.org

**St. Bridget's Catholic Church**  
211 East Division Street  
River Falls, WI 54022-1529  
(715) 425-1870  
saintbridgets.org

## Nutrition: Dining Services

**Senior Dining Services  
ADRC of St. Croix County**  
1752 Dorset Lane  
New Richmond, WI 54017  
(800) 372-2333  
sccwi.us/ADRC  
The Aging & Disability Resource Center Nutrition Program provides a nutritionally balanced hot meal and place to socialize. We are funded by Federal, State, and County, along with individual donations. The nutrition sites are open to persons 60 and older and their spouse regardless of age.

**Home-Delivered Meals  
ADRC of St. Croix County**  
1752 Dorset Lane  
New Richmond, WI 54017  
(800) 372-2333  
sccwi.us/ADRC  
The Home-Delivered Meals program provides a hot, nutritious meal to person who are: aged 60 and over and are unable to prepare adequate meals on their own, caregivers or spouses who are in need of respite meals, disabled co-resident of an individual aged 60 or over who receives meals. Disabled persons under the age of 60 may receive meals at full cost. Anyone who receives this service is asked to contribute toward the cost of the meal. Contributions are confidential and no one will be denied because of their inability to pay.

**Baldwin Senior Nutrition Site**  
400 Cedar Street  
Baldwin, WI 54002  
(715) 684-2979  
Serves Mondays thru Thursdays

**Deer Park Senior Nutrition Site**  
121 Front Street  
Deer Park, WI 54007  
(715) 269-5301  
Serves Mondays thru Thursdays

**Glenwood City Senior Nutrition Site**  
216 West Oak Street  
Glenwood City, WI 54023  
(715) 265-7242  
Serves Mondays thru Thursdays

**Hudson Senior Nutrition Site**  
1312 Wisconsin Street  
Hudson, WI 54016  
(715) 386-8709  
Serves Mondays thru Thursdays

**New Richmond Senior Nutrition Site**  
421 South Green Avenue  
New Richmond, WI 54017  
(715) 243-7493  
Serves Mondays thru Thursdays

**River Falls Senior Nutrition Site**  
119 Union Street  
River Falls, WI 54022  
(715) 425-9932  
Serves Mondays thru Fridays

**Roberts Senior Nutrition Site**  
312 North Park Street  
Roberts, WI 54023  
(715) 749-3755  
Serves Mondays & Wednesdays

**Somerset Senior Nutrition Site**  
748 Highway 35  
Somerset, WI 54025  
(715) 247-5354  
Serves Mondays thru Thursdays

**Woodville Senior Nutrition Site**  
102 South Main Street  
Woodville, WI 54028

(715) 698-2152  
Serves Mondays thru Thursdays

## Nutrition: Food Pantries

**Christian Food Cupboard  
St. Patrick's Catholic Church**  
1500 Vine Street  
Hudson, WI 54016  
(715) 338-0332  
Call for hours and appointment  
stpatrickofhudson.org

**Baldwin/Woodville/Hammond Food Pantry**  
920 6th Avenue  
Baldwin, WI 54002  
By appointment only:  
(715) 688-3844

**Congregational United Church of Christ**  
1001 Birch Drive  
Roberts, WI 54023  
(715) 749-3478  
Call for hours and appointment  
robertsucc.org

**Five Loaves Food Pantry**  
421 South Green Avenue  
New Richmond, WI 54017  
(715) 243-7491  
Call for hours, location, and appointment

**Grace Place**  
203 Church Hill Road  
Somerset, WI 54025  
(715) 247-2645  
Hours:  
Tuesdays, 9–11 am and 5–7 pm  
Thursdays, 5–7 pm

**River Falls Community Food Pantry**  
222 North Main Street, Suite C  
River Falls, WI 54022  
(715) 425-6880  
rfc.foodpantry@gmail.com

**Somerset Community Food Pantry**  
203 Church Hill Road  
Somerset, WI 54025  
Call for an appointment:  
(715) 247-2945  
Monday: 9–11 am and 4–6 pm  
Thursday: 4–6 pm

**United Church of Christ Food Pantry**  
1001 Birch Drive  
Roberts, WI 54023  
Hours:  
Tuesday & Thursday, 9–11:30 am  
Wednesday, 6:30–8pm  
Or by appointment, if needed  
(715) 749-3478

**West CAP**  
823 Main Street  
Boyceville, WI 54725  
(715) 977-1191  
westcap.org

**Zion Lutheran Church Food Pantry**  
221 North Lockwood Street  
Woodville, WI 54028  
(715) 698-2707

## Nutrition: Low Cost Food

**Fare for All**  
(800) 582-4291  
fareforall.org

**Ruby's Pantry**  
New Richmond Armory  
1245 Wall Street  
New Richmond, WI 54017  
rubyspantry.org  
3rd Thursday of the month  
5:30 pm–7 pm

## Respite Care: Adult Day Services

**Adult Day Respite Program  
ADRC of St. Croix County**  
1752 Dorset Lane

New Richmond, WI 54017  
(715) 381-4360  
sccwi.us/ADRC

The Adult Day Respite Program is a public service, social model respite care program. The 6 hour structured day with activities, morning snack and noon meal is designed for those who are frail or have cognitive problems related to dementia. The Adult Day staff and volunteers provide a stimulating, health, caring, safe environment and meaningful activities. There is a daily fee for the program. Limited scholarships may be available. Long term care insurance may pay. Non-residents of St. Croix County are eligible to attend. The program is offered three days a week at various locations in St. Croix County. An in-home assessment and physician's form are completed prior to acceptance to the programs. Transportation may be possible.

**Aurora Residential Alternatives**  
102 Industrial Boulevard  
New Richmond, WI 54017  
(715) 246-2143

**BRIDGE for Youth with Disabilities**  
651 Brakke Drive, PO Box 1620  
Hudson, WI 54016  
(715) 381-8230  
BridgeYWD.org  
Day services, Community Employment Services & youth and adult social and recreation programs year round. Transportation available.  
*Please see our ad on page 8*

**FamilyMeans Day Out! Program**  
1875 Northwestern Avenue South  
Stillwater, MN 55082  
(651) 789-4004  
familymeans.org

*Committed to the Community.*



**Park View Community Campus's primary expectation is to continuously improve the care we provide and to exhibit leadership in setting standards for excellent healthcare.**

*We are a campus environment, housing four facilities:*

 **PARK VIEW HOME**  
Senior Care Center
  **PARK PLACE**  
Independent Living Apartments
  **PARK PLACE NORTH**  
Assisted Living
  **KIDS VIEW**  
Children's Learning Center

 **PARK VIEW COMMUNITY CAMPUS**  
Experience a tradition of caring

Park View Community Campus  
220 N. Lockwood St.  
Woodville, WI 54028  
715-698-2451  
www.parkview-cc.com

**Have-A-Heart, Inc.**  
W10356 State Road 29  
River Falls, WI 54022  
(715) 425-7754  
haveaheartinc.org

**Day and Overnight Care**  
\*Also provided by Nursing Homes and Supportive Assisted Living Facilities upon availability

**Brotoloc North**  
1415 West Summit Avenue  
Ellsworth, WI 54011  
(715) 273-5060  
brotolocnorth.com

**Have-A-Heart, Inc.**  
W10356 State Road 29  
River Falls, WI 54022  
(715) 425-7754  
haveaheartinc.org

**Paradigm Services**  
250 Paperjack Drive, Suite 4  
New Richmond, WI 54017  
(715) 246-5219


**In Home**  
\*Also provided by Home Health/ Skilled Care

**Have-A-Heart, Inc.**  
W10356 State Road 29  
River Falls, WI 54022  
(715) 425-7754  
haveaheartinc.org

**Senior Centers**

**Baldwin Senior Nutrition Site**  
400 Cedar Street  
Baldwin, WI 54002  
(715) 684-2979

**Reach Beyond the Ordinary**



The Deerfield is an extraordinary faith-based senior living community connected by a new town center! The Deerfield's complete continuum of care and services offers engaging lifestyle and living options together with compassionate care. And it is more affordable than you might think. Reach beyond the ordinary, to The Deerfield.

**Senior Apartments • Assisted Living • Memory Care • Care Center**

**Call or visit today!**

**715.243.3900**  
1127 West 8th Street  
New Richmond, WI  
www.deerfieldphs.org

**presbyterian homes & services**  
The Deerfield

A faith-based non-profit community.  
© 2013 Presbyterian Homes and Services

All faiths welcome. Equal Housing Opportunity.

**Deer Park Senior Nutrition Site**  
121 Front Street  
Deer Park, WI 54007  
(715) 269-5301

**Glenwood City Senior Nutrition Site**  
216 West Oak Street  
Glenwood City, WI 54013  
(715) 265-7242

**Hudson Senior Nutrition Site**  
1312 Wisconsin Street  
Hudson, WI 54016  
(715) 386-8709

**New Richmond Senior Nutrition Site**  
421 South Green Avenue  
New Richmond, WI 54017  
(715) 243-7493

**River Falls Senior Nutrition Site**  
119 Union Street  
River Falls, WI 54022  
(715) 425-9932

**Roberts Senior Nutrition Site**  
312 North Park Street  
Roberts, WI 54023  
(715) 749-3755

**Somerset Senior Nutrition Site**  
748 Highway 35  
Somerset, WI 54025  
(715) 247-5354

**Woodville Senior Nutrition Site**  
102 South Main Street  
Woodville, WI 54028  
(715) 698-2152

**Support Groups**

**Alzheimer's Support Group**  
**Park View Nursing Home**  
220 Lockwood Street  
Woodville, WI 54028  
(715) 688-6088

**American Cancer Society:**  
**Look Good, Feel Good**  
**River Falls Area Hospital**

1629 East Division Street  
River Falls WI 54022  
(715) 307-6060

**Brain Injury Support Group**  
**Courage Kenny Rehabilitation Institute St. Croix**  
1460 Curve Crest Blvd.  
Stillwater, WI 55802  
(651) 439-8283  
couragecenter.org

**Breast Cancer Support Group**  
**Rivers Center Cancer Center**  
St. Bridget's Church  
Gardenview Room  
211 East Division Street  
River Falls, WI 54022  
(715) 821-1468

**Cancer Education and Support Group**  
Hudson Hospital  
Hudson WI 54016  
(715) 531-6190

**Cancer Survivor's Support Group**  
Cancer Center of Western WI  
501 Hospital Road  
New Richmond, WI 54017

**Cardiac Rehabilitation**  
Baldwin Area Medical Center  
730 10th Avenue  
Baldwin, WI 54002  
(715) 684-8680  
healthybaldwin.org

**Cardiovascular Disease**  
(715) 549-6089

**Caregiver/Dementia Support Groups**  
ADRC of St. Croix County  
1752 Dorset Lane  
New Richmond, WI 54017  
(800) 372-2333  
sccwi.us/ADRC  
1st Tuesday in New Richmond  
from 9:00—10:30 am at the New Richmond Civic Center, Main Floor  
Conference Room— 156 East 1st

Street, New Richmond, WI 54017.  
2nd Friday in River Falls from  
9:30—11:00 am at the St. Bridget's  
Catholic Church—Westview Room  
211 East Division Street River Falls,  
WI 54022. 3rd Thursday in Hudson  
from 1:00—2:30 pm at the St.  
Croix County Government Center  
—1101 Carmichael Road, Hudson,  
WI 54016. The New Richmond  
and River Falls meetings focus on  
memory and cognitive issues. The  
caregiver group in Hudson is for  
caregivers and friends of persons  
with chronic illness. If you would  
like to receive a reminder card  
please notify the office.

**Caregiver Support Group  
Family Means**

1875 Northwestern Avenue South  
Stillwater, MN 55082  
(651) 789-4004  
familymeans.org

**Diabetes Education**

Baldwin Area Medical Center  
730 10th Avenue  
Baldwin, WI 54002  
(715) 684-8675  
healthybaldwin.org

**Diabetes Support Group**

Hudson Hospital  
405 Stageline Road  
Hudson, WI 54016  
(715) 531-6800

**Diabetic Support and Information**

Westfields Hospital and Clinic  
535 Hospital Road  
New Richmond, WI 54017  
(715) 243-2866

**Fibromyalgia  
Support Group**

Courage Kenny Rehabilitation  
Institute St. Croix  
1460 Curve Crest Blvd.  
Stillwater, WI 55082  
(651) 439-8283

**Grief Support Group**

Deerfield Commons  
1127 West 8th Street  
New Richmond, WI 54017  
(715) 243-2887

**Health Switch: Weight  
Management Classes**

Baldwin Area Medical Center  
730 10th Avenue  
Baldwin, WI 54002  
(715) 684-3311 Ext. 194  
healthybaldwin.org

**Living Well with  
Chronic Conditions**

Baldwin Area Medical Center  
730 10th Avenue  
Baldwin, WI 54002  
(715) 684-8675  
healthybaldwin.org

**Look Good ... Feel Good**

Westfields Hospital  
510 Hospital Road  
New Richmond, WI 54017  
(715) 243-2800

**Kinnic Health & Rehab:**  
**Your Best Choice from**  
**HOSPITAL to HOME**

Specializing In Post-Acute Rehab  
(From Hospital to Home), including:

- 24 Hour Skilled Nursing Care
  - Stroke Recovery
- Post-Surgical Care • Wound Care
- Respiratory Care • Cardiac Care
- IV Therapy • Physical Therapy
- Occupational Therapy
- Speech Therapy

Conveniently Located Next To River Falls Area Hospital &  
Clinic Serving River Falls & The Surrounding Communities

Stop by and tour our modern amenities,  
private and semi-private suites, and therapy gym.

**KINNIC**  
HEALTH AND REHAB  
SERVING YOU FROM OUR HEART

1663 E. Division Street, River Falls, WI 54022  
715-426-6000, www.kinnichealthandrehab.com

**FIRSTCALL**  
Medical Monitoring

**St. Croix  
ELECTRIC**  
A TraneEnergy Corporation

Living alone can be an uneasy  
situation, especially for someone  
with medical difficulties. FirstCall<sup>®</sup>  
Medical Monitoring is a simple,  
cost-effective solution that allows  
independent living with  
peace-of-mind knowing someone  
is always available at the push of a  
button.

**We can install your FIRSTCALL<sup>®</sup>  
system almost immediately!**

St. Croix Electric  
1925 Ridgeway St. (715) 796.7000  
Hammond, WI 54015

**Multiple Sclerosis  
Support Group**

Courage Kenny Rehabilitation  
Institute St. Croix  
1460 Curve Crest Blvd.  
Stillwater, WI 55082  
(651) 439-8283  
couragecenter.org

**Multiple Sclerosis  
Support Group for Couples**

Courage Kenny Rehabilitation  
Institute St. Croix  
1460 Curve Crest Blvd.  
Stillwater, WI 55082  
(651) 439-8283  
couragecenter.org

**My Turn to Care/  
Caregiver's Support Group**

Westfields Hospital  
535 Hospital Road  
New Richmond, WI 54017  
(715) 243-2698  
westfieldshospital.com

**Parkinson's Support Group**

Hudson Hospital  
405 Stageline Road  
Hudson, WI 54016  
(715) 531-6250  
hudsonhospital.org

**Parkinson's Support Group**

Courage Kenny Rehabilitation  
Institute St. Croix  
Meets at Boutwells Landing-  
Brownstone Community Room  
5450 Nolan Parkway  
Oak Park Heights, MN 55082  
(651) 439-8283  
couragecenter.org

**Transportation:  
Safe Driver Programs**

**Courage Kenny Rehabilitation**

Institute St. Croix  
1460 Curve Crest Blvd  
Stillwater MN 55082  
(651) 439-8283  
courage.org

**Driving Fitness Program**

River Falls Area Hospital  
1629 East Division Street  
River Falls, WI  
(715) 307-6000

**Westfields Hospital & Clinics**

535 Hospital Road  
New Richmond, WI 54017  
(715) 243-2760

**Transportation:  
Taxi Services**

**A-Taxi**

643 Brakke Road  
Hudson, WI 54016  
(715) 386-3492  
(800) 392-8294

**Baldwin Area Medical Center  
Courtesy Transport Van**

730 10th Avenue  
Baldwin, WI 54002

(715) 684-3311  
healthybaldwin.org

**Cancer Center of Western  
Wisconsin**

501 Hospital Road  
New Richmond, WI 54017  
(715) 243-2990

**Handi-Lift Medical**  
(800) 989-7433

**Hudson Hospital and Clinics Van**

405 Stageline Road  
Hudson, WI 54016  
(715) 531-6888

**Mejana Taxi**

(715) 338-9840  
(952) 465-1365

**New Freedom Transport  
Center for Independent Living**

2920 Schneider Avenue East  
Menomonie, WI 54571  
(877) 384-7932  
cilww.com

**New Richmond Public  
Transportation**

118 Homestead Drive  
New Richmond, WI 54017  
(715) 246-2226

**River Falls Ride  
Shared Taxi Service**

717 North Main  
River Falls, WI 54022  
(715) 425-7878

**Specialized Van Transportation  
ADRC of St. Croix County**

1752 Dorset Lane  
New Richmond, WI 54017  
(800) 372-2333  
sccwi.us/ADRC

The purpose of the Specialized  
Van Transportation program  
is to provide transportation  
to person 60 and older and to  
persons with disabilities, or the  
spouses of either for a fare.  
The general public may ride on

a “space available” basis. Days and times of van service vary by community. Requests for service are made by contacting the senior center located in the community in which van service is needed. Requests must be made 24-48 hours in advance. The fare is \$2.00 per round trip with a \$.50 discount applied to persons needing transportation to the local senior center to participate in the Senior Nutrition Program.

**Volunteer Medical Transportation Program  
ADRC of St. Croix County**

1752 Dorset Lane  
New Richmond, WI 54017  
sccwi.us/ADRC

The program provides door to door transportation, to medical appointments only, for persons who are age 60 and older. The program is designed for those individuals who need minimal assistance but are no longer able to drive to medical appointments within or outside of St. Croix County. Individuals will be asked to donate, what they are able to afford, to the ADRC to help defray costs. Basic hours of operation are Monday—Friday, 8:00 am to 5:00 pm. Participants must call to schedule rides at least 48 hours in advance.

**Wisconsin Medicaid Transportation, MTM**  
(866) 907-1493

**Vehicle Modifications**

**A & J Mobility**  
2650 Prospect Drive  
Eau Claire, WI 54703  
(877) 833-9830  
aandjmobility.com

**Cummings Mobility**  
1755 West County Road C  
Roseville, MN 55113  
(651) 633-7887  
cummingsmobility.com

**IMED Mobility**  
1915 West County Road C  
Roseville, MN 55113  
(800) 788-7479  
IMEDmobility.com

**Veteran Services  
St. Croix County**

**Veterans Administration  
Medical Center**  
One Veterans Drive  
Minneapolis, MN 55417  
(612) 725-2000  
1.va.gov/minneapolis/

**Veterans’ Services**  
1752 Dorset Lane  
New Richmond, WI 54017  
(715) 386-4759  
sccwi.us

**Volunteer Programs**

**Catholic Charities**  
1416 Cumming Avenue  
Superior, WI 54880  
(715) 394-6617  
(715) 394-5951 fax  
ccbsuperior.org

**New Freedom Transport**  
Center for Independent Living  
2920 Schneider Avenue East  
Menomonie, WI 54571  
(877) 384-7932  
cilww.com

**Volunteer Medical Transportation Program  
ADRC of St. Croix County**  
1752 Dorset Lane  
New Richmond, WI 54017  
(800) 372-2333  
sccwi.us/ADRC

The program provides door to door transportation, to medical appointments only, for persons who are age 60 and older. The program is designed for those individuals who need minimal assistance but are no longer able to drive to medical appointments within or outside of St. Croix County. Individuals will be asked to donate, what they are able to afford, to the ADRC to help defray costs. Basic hours of operation are Monday—Friday, 8:00 am to 5:00 pm. Participants must call to schedule rides at least 48 hours in advance.

**Definitions**

**Adult Family Home (Afh):**  
Adult family homes of 3-4 beds are places where 3-4 adults who are not related to the operator reside and receive care, treatment or services above the level of room and board and that may include up to seven hours of nursing care per resident.

**Certified Residential Care Apartment Complex (Rcac):**  
Residential care apartment complexes (RCACs) are services provided in a homelike, community-based setting where 5 or more adults reside in their own living units othat are separate and distinct from each other. Members who reside in the facility also receive the following services: supportive services (e.g., laundry, house cleaning), personal assistance (e.g., personal care), nursing services (e.g., wound

care, medication management), and assistance in the event of an emergency.

**Community-Based Residential Facility (Cbrf):**  
A community-based residential facility (CBRF) for elders or persons with physical or developmental disabilities is a place where 5 or more adults who are not related to the operator or administrator reside and receive care, treatments, support, supervision and training. (CBRFs for persons with developmental disabilities may only have up to 8 adults who are not related to the operator or administrator.) Services include supportive home care, personal care, supervision, behavior and social supports, daily living skills training, transportation and up to seven hours per week of nursing care per resident.

**Skilled Care:**  
A type of health care given when you need skilled nursing or rehabilitation staff to manage, observe, and evaluate your care. Nursing, physical therapy, occupational therapy, and speech therapy are considered skilled care by Medicare. In addition to providing direct care these professionals manage, observe, and evaluate your care. Any service that could be safely done by a non-medical person (or by yourself) without the supervision of a nurse is not considered skilled care.

Comments on the accuracy and completeness of this St. Croix County Aging & Disability Resource Guide will be greatly appreciated. Just complete this form, cut it out and send it to:



ADRC of St. Croix County  
1752 Dorset Lane  
New Richmond, WI 54017

fax: (715) 381-4308  
ADRinfo@co.saint-croix.wi.us

THANK YOU!

**PAGE / CATEGORY:** \_\_\_\_\_

**AGENCY / ORGANIZATION:** \_\_\_\_\_

**CORRECTIONS / DELETIONS / ADDITIONS:** \_\_\_\_\_

\_\_\_\_\_

\_\_\_\_\_

\_\_\_\_\_

\_\_\_\_\_

\_\_\_\_\_

\_\_\_\_\_

\_\_\_\_\_

\_\_\_\_\_

\_\_\_\_\_

## Toll-Free Numbers

Aging and Disability Resource Center of St. Croix County . . . .	800-372-2333
Alzheimer’s Association . . . . .	800-272-3900
American Cancer Society . . . . .	800-227-2345
American Diabetes Society . . . . .	800-342-2383
American Heart Association . . . . .	800-242-8721
American Kidney Fund . . . . .	800-638-8299
American Red Cross . . . . .	800-733-2767
Arthritis Foundation . . . . .	800-242-9945
Asthma and Allergy Foundation . . . . .	800-727-8462
Community Health Partnership . . . . .	800-842-1814
Consumer Protection Hot line . . . . .	800-442-7128
ContinuUs . . . . .	888-316-5306
Disability Drug Benefit Helpline . . . . .	800-926-4862
Disability Voting Rights Helpline . . . . .	800-928-8778
Eldercare Locator (national referral service) . . . . .	800-677-1116
Housing Discrimination Hot line . . . . .	800-669-9777
Insurance Commissioner . . . . .	800-236-8517
IRIS (Include, Respect, I, Self-Direct) . . . . .	888-515-4747
IRS–Federal Taxes . . . . .	800- 829-1040
Judicare (legal assistance) . . . . .	800-472-1638
Lewy Body Dementia . . . . .	800-539-9767
Medicare (Part B Carrier-Wisconsin Physicians Service) . . . . .	800-633-4227
Medicare Fraud Hot line Inspector General . . . . .	800-447-8477
Medicare Hot line (Health Care Financing Administration) . . . . .	800-633-4227
Medigap Helpline . . . . .	800-242-1060
Memorial Society of Wisconsin . . . . .	800-374-1109
National Institute of Mental Health. . . . .	866-615-6464
National Kidney and Urologic Diseases . . . . .	800-891-5390
National Kidney Foundation . . . . .	800-622-9010
National Mental Health Resource Center . . . . .	800-969-6642
National Multiple Sclerosis Society . . . . .	800-344-4867
National Osteoporosis Foundation . . . . .	800-231-4222
National Parkinson Foundation, Inc. . . . .	800-227-2345
National Stroke Association . . . . .	800-422-6237
Nursing Home and CBRF Complaints . . . . .	800-815-0015
Ombudsman–State of WI . . . . .	800-815-0015
Social Security Offices . . . . .	866-815-2924
Supplemental Security Income . . . . .	800-722-1213
Veterans Information (Federal benefits) . . . . .	800-827-1000
Wisconsin Bar Association . . . . .	800-728-7788
Wisconsin Council of the Blind and Visually Impaired . . . . .	800-783-5213
Wisconsin Department of Revenue . . . . .	608-266-2772
Wisconsin Lawyer Referral & Information Service . . . . .	800-362-9082
Wisconsin Legislative Hot line for Hearing Impaired . . . . .	800-228-2115

## Index

### A

A & J Vans Mobility . . . . .	31
AARP . . . . .	6
ADDRP . . . . .	9
Adoray Home Health and Hospice . . . . .	14, 15
ADRC of Northwest WI . . . . .	6
ADRC of Dunn County . . . . .	6
ADRC of Pierce County . . . . .	6
ADRC of St. Croix County . . . . .	6, 7 and outside back cover
Adult Day Respite Program . . . . .	26
Adult Protective Services–Behavioral Health . . . . .	6, 8, 12
Advance Security Solutions . . . . .	16
Advocating Rights of Citizens w/ Cognitive Disabilities, Inc. . . . .	6
Agrabilities of WI . . . . .	10
Alcoholics Anonymous . . . . .	12
Allina Health Hospice . . . . .	15
Alpine Medical Alert, Inc. . . . .	24
Alzheimer’s Association . . . . .	6, 33
Alzheimer’s Disease and Dementia Support Group . . . . .	29
Alzheimer’s Support Group . . . . .	26
American Cancer Society . . . . .	6, 28, 33
American Diabetes Association . . . . .	6
American Diabetes Society . . . . .	33
American Heart Association . . . . .	33
American Heritage Care Center . . . . .	25
American Kidney Fund . . . . .	33
American Legion Auxiliary . . . . .	24
American Red Cross . . . . .	33

Amery Regional Medical Center . . . . .	13, 15, 18
Anderson Funeral Home . . . . .	11
Ann Crider Villas . . . . .	18
AODA – St. Croix County . . . . .	12
ARC . . . . .	6
ARC of Dunn County . . . . .	11, 12
Arthritis Foundation . . . . .	6, 33
Arthur-Rose Assisted Living . . . . .	21
Asthma and Allergy Foundation . . . . .	33
A-Taxi . . . . .	30
AT & T Language Line . . . . .	9
Aurora Residential Alternatives . . . . .	21, 27
<b>B</b>	
Badger RX Gold Program . . . . .	23
Bakken-Young Funeral and Cremation Services . . . . .	10
Baldwin Apartments . . . . .	18
Baldwin Area Medical Center . . . . .	13, 15, 18, 30
Baldwin Care Center . . . . .	25
Baldwin Senior Nutrition Site . . . . .	26, 27
Baldwin\Woodville\Hammond Pantry . . . . .	26
Behavioral Health . . . . .	7, 16
Behavioral Health Center, ARMC . . . . .	15
Bethel Lutheran Church . . . . .	25
Better @ Home . . . . .	14
BirchHaven Assisted Living . . . . .	21
Birchwood Apartments . . . . .	21
Birth to Three . . . . .	7
Bluejay Assisted Living . . . . .	21
Boardman Meadows . . . . .	19
Boulder Ridge Apartments . . . . .	19

Brain Injury Association of WI . . . . .	6
Brain Injury Resource Center . . . . .	6
Brain Injury Support Group . . . . .	28
Briarwood Apartments . . . . .	19
Breast Cancer Support Group . . . . .	28
BRIDGE for Youth with Disabilities . . . . .	9, 27
Brotoloc North . . . . .	21
Buena Vista . . . . .	19
<b>C</b>	
Cancer Center of Western WI . . . . .	13, 30
Cancer Education and Support Group . . . . .	28
Cancer Survivor’s Support Group . . . . .	28
Cardiac Rehabilitation . . . . .	28
Cardiovascular Disease . . . . .	28
Caregiver Support Group . . . . .	28
Cashman Hill and Hill Funeral Homes . . . . .	10
Catholic Charities . . . . .	21, 31
Cedar Crest Apartments . . . . .	19
Center for Independent Living . . . . .	6, 9, 21
Children’s Therapy Center . . . . .	18
Child Support . . . . .	7
Chippewa Valley Autism Society . . . . .	6
Chippewa Valley Technical College . . . . .	13
Chris Homes . . . . .	21
Christian Community Homes . . . . .	25
Christian Food Cupboard . . . . .	26
Clarke Damon Villa . . . . .	19
Clerk of Courts . . . . .	7
Comfort Keepers . . . . .	14, 16

Comforts of Home . . . . .	21
Community Development . . . . .	7
Congregational United Church of Christ . . . . .	26
Consumer Direct for WI . . . . .	10
Consumer Protection Hotline . . . . .	33
ContinuUs . . . . .	23
Corner Medical . . . . .	24
Corporation Counsel . . . . .	7
Countryside Apartments . . . . .	20
Country Care . . . . .	21
County Clerk . . . . .	7
County Market . . . . .	17
Countyside Apartments . . . . .	20
Courage Kenny Rehabilitation Institute . . . . .	18, 30
Croixview Apartments . . . . .	19
CSD Interpreting Services Center for Deaf, Sign Language Interpreter . . . . .	9
Cullen Crea Funeral Home . . . . .	10
Cummings Mobility . . . . .	31
<b>D</b>	
DAWN . . . . .	7
Deer Park Senior Nutrition Site . . . . .	26, 27
Deerfield Commons . . . . .	22
Deerfield Gables Care Center . . . . .	25
Deerfield Terrace . . . . .	19, 22
Diabetes Education . . . . .	29
Diabetes Support Group . . . . .	29
Diabetic Support and Information Sessions . . . . .	29
Disability Drug Benefit Helpline . . . . .	33
Disability Rights WI . . . . .	7
Disability Voting Rights Helpline . . . . .	33

District of Attorney ..... 7  
 Division of Vocational Rehabilitation ..... 10  
 Driving Fitness Program ..... 30  
**E**  
 Economic Support..... 7, 10  
 Edgewater Apartments ..... 19  
 Elder Law Center ..... 23  
 Eldercare Locator ..... 7, 33  
 Elder or Disability Benefit Specialists ..... 23  
 Epilepsy Foundation of Western WI..... 7  
 ESR-WI ..... 9, 10  
 Experience Works ..... 10  
**F**  
 Fair Meadows Apartments ..... 19  
 Family and Childrens ..... 7  
 Family Fresh ..... 17  
 FamilyMeans Dayout ..... 27  
 FamilyMeans ..... 10, 15, 18  
 FamilyMeans Center for Grief, Loss and Transition ..... 18  
 Family Pathways ..... 14  
 Family Services ..... 10, 12  
 Family Therapy Assoc., LLC ..... 16  
 Fare for All ..... 26  
 Fibromyalgia Support Group ..... 29  
 First Call Medical Monitoring ..... 16  
 First Presbyterian Church ..... 25  
 Five Loaves Food Pantry ..... 26  
 Free Clinic of Pierce and St. Croix Counties ..... 13  
 Free Legal Clinic ..... 24  
 Freeman Drug ..... 17, 24  
**G**

GeminiCares ..... 14  
 Gethsemane Lutheran Church ..... 25  
 Gilbertson’s Medical Equipment ..... 24  
 Glen Park Manor ..... 19  
 Glenhaven ..... 25  
 Glenwood City Senior Nutrition Site ..... 26, 27  
 Goodwill/Easter Seals ..... 24  
 Governor of Wisconsin ..... 11  
 Grace Place ..... 8, 21  
 Greater WI Agency on Aging Resources ..... 7  
 Grief Support Group ..... 29  
**H**  
 Hammond Homes ..... 19  
 Handi-Lift Medical ..... 30  
 Handi Medical Supply..... 24  
 Hanley Place Apartments ..... 19  
 Harbor Centers, Inc. .... 1  
 Have-A-Heart, Inc..... 9, 14, 27  
 Havenwood ..... 19  
 Havenwood, LLC Assisted Living ..... 22  
 Health Switch: Weight Management Classes ..... 29  
 Healthy Aging Classes ..... 17  
 Hearing Loss Resources ..... 9  
 Heirloom Courts ..... 19  
 Heritage Court Apartments..... 22  
 Home Health Resources ..... 24  
 Home-Delivered Meals ..... 25  
 Home Instead ..... 14  
 Hometown Senior Living ..... 22  
 House Calls ..... 10, 12, 24  
 Housing Discrimination Hotline ..... 33

Hudson Community Pharmacy ..... 17  
 Hudson Hearing and Speech Clinic ..... 13  
 Hudson Hospital and Clinics ..... 15, 30  
 Hudson Housing Authority .... 21  
 Hudson Physicians..... 13  
 Hudson Senior Nutrition Site ..... 26, 27  
**I**  
 IMED Mobility ..... 31  
 Include, Respect, I, Self Direct (IRIS)..... 23, 33  
 Indianhead Home Services .... 14  
 Independence First..... 24  
 Information and Assistance Specialists ..... 12  
 Insurance Commissioner ..... 33  
 Interim Health Care.... 14, 15, 18  
 IRS–Federal Taxes..... 33  
**J**  
 J & B Medical Supply ..... 24  
 Jackson Mobility and Hearing ..... 24  
 Judicare (legal assistance) ..... 33  
**K**  
 Keela Adult Family Home ..... 22  
 Kilimanjaro Adult Family ..... 22  
 Kinnic Long Term Care ..... 25  
**L**  
 Lakeview Home Health and Hospice..... 14, 15  
 Lakeview Hospital ..... 15  
 Lewy Body Dementia ..... 33  
 Life Fone ..... 16  
 Lifeline ..... 16  
 Lion’s Club ..... 9

Living Well Adult Family Home ..... 22  
 Living Well with Chronic Conditions ..... 29  
 Long-Term Care Ombudsman ..... 7  
 Look Good ... Feel Good ..... 29  
 Lutheran Home ..... 25  
 Lutheran Social Services ..... 10, 16, 18  
**M**  
 Mayo Clinic Health Systems .. 13  
 Maxi Aids ..... 9  
 Medicaid Recipient Service Hotline ..... 23  
 Medicare ..... 23  
 Medicare (Part B Carrier– WI Physicians Service ..... 33  
 Medicare Fraud Hotline Inspector General ..... 33  
 Medicare Hotline (Health Care Financing Administration) ..... 33  
 Medigap Helpline ..... 23, 33  
 Mejana Taxi ..... 30  
 Memorial Society of WI ..... 33  
 Menomonie Free Clinic ..... 13  
 Micklesen Drug..... 17, 24  
 Mississippi Valley Guardians ..... 12  
 Multiple Sclerosis Support Group..... 29  
 Multiple Sclerosis Support Group for Couples .... 29  
 My Turn to Care ..... 30  
**N**  
 National Alliance on Mental Illness of WI ..... 7, 16  
 National Institute of Mental Health ..... 33

National Kidney and Urologic Diseases ..... 33  
 National Kidney Foundation ..... 33  
 National Mental Health Resource Center ..... 33  
 National Multiple Sclerosis Society ..... 33  
 National Osteoporosis Foundation ..... 33  
 National Parkinson Foundation, Inc ..... 33  
 National Stroke Association ..... 33  
 New Freedom Transport ..... 30, 31  
 New Richmond Housing Authority ..... 21  
 New Richmond Public Transportation ..... 30  
 New Richmond Senior Nutrition Site ..... 26, 27  
 Norseman Manor ..... 20  
 Northwest Counseling Services at Baldwin Medical Center .... 16  
 Nursing Home and CBRF Complaints ..... 33  
**O**  
 O’Connell Family Funeral Home..... 10  
 Oakpark Apartments ..... 20  
 Oakview Apartments..... 17, 20  
 Office for the Deaf and Hard of Hearing ..... 9  
 Office of the Commissioner of Insurance of WI ..... 23  
 Ombudsman–State of WI ..... 33  
 Open Cities Health Center ..... 13  
 Our House Assisted Living ..... 22  
 Our Neighbor’s Place, Inc. ... 7, 8

**P**  
 Paradigm Services, Inc..... 14, 22, 27  
 Park Place Apartments .... 20, 22  
 Parkinson’s Support Group ... 30  
 Park View Home ..... 25  
 Partnership for Prescription Assistance ..... 23  
 Payee Services, Inc. .... 10, 12  
 Peaceful Living..... 14, 22  
 Pine Ridge Assisted Living ..... 22  
 Prairie View Apartments ..... 20  
 Praxair Healthcare Services ... 24  
 ProAct, Inc. .... 10, 11  
 Programs for Change ..... 12  
 Project Lifesaver of Pierce– St. Croix ..... 16  
 Public Health ..... 8  
**Q**  
 Quick Care Clinic Hudson Physicians ..... 13  
**R**  
 Red Cedar Canyon ..... 22  
 Red Cedar Medical Center .... 10  
 Red Oak Rehab. and Fitness ..... 18  
 Register of Deeds ..... 8  
 Register of Probate ..... 8  
 Reliant Rehab ..... 24  
 REM WI, Inc. .... 22  
 River Falls Area Hospital..... 15  
 River Falls Community Food Pantry ..... 26  
 River Falls Housing Authority ..... 21  
 River Falls Medical Clinic ..... 13  
 River Falls Ride Shared Taxi Service ..... 30

River Falls Senior Nutrition Site .....	26, 27
River Glen .....	20
River Valley Audiology .....	9
Riverview Manor .....	20
Roberts Medical Clinic.....	13
Roberts Senior Nutrition Site .....	26, 28
Ruby's Pantry .....	26
Rural Health Dental Clinic .....	8
Rural Housing, Inc. ....	8
<b>S</b>	
Salvation Army–Grace Place ...	8
Senior Dining Services .....	25
Senior LinkAge Line® .....	7
Serenity Home.....	8
Serving Hands, Inc. ....	23
Shopko Pharmacy .....	17
Sign Language Interpreter .....	7
Sister Kenney Rehabilitation Institute–River Falls .....	18
Social Security Administration .....	7, 23, 33
Somerset Clinic .....	13
Somerset Community Food Pantry .....	26
Somerset Drug .....	17
Somerset Senior Nutrition Site .....	26, 28
SOURCE/Operation H.E.L.P. ....	7, 9
Specialized Van Transportation	31
State Representative Dean Knudson .....	11
State Representative John Murtha .....	11
State Representative Erik Severson .....	11

## BEHAVIORAL HEALTH CENTER

*Helping older adults live their lives to the fullest*



**3** Services that help with anxiety, grief, depression, stress & other mental health issues

- 1 **Inpatient short-stay (7-10 days)** - Around the clock treatment for those adults 55 and over experiencing a mental health crisis
- 2 **Structured outpatient clinic** - Group therapy with individualized treatment from 1 to 5 days a week for adults 45 and over
- 3 **Counseling services** for individuals (ages 5 and up) and families

*We can help. Call (715) 268-0060.*



**Amery Hospital & Clinic**  
West Campus

HealthPartners

\*\*\* Both Centers are located at AHC West Campus \*\*\*  
230 Deronda Street | Amery, WI 54001 | amerymedicalcenter.org

---

## WOUNDS...

That's what we heal.

We are the experts; all we do is heal wounds. Our combination of nationally accredited care, expertise and technology means we can heal almost any wound - even those that won't respond to conventional treatment.

For wounds that won't heal in 30 days, you need the Wound Healing Center in Amery. We'll get you back on your feet in no time.



**Types of Wounds Healed**

*Diabetic foot ulcers.  
Non-healing surgical wounds. Pressure ulcers.  
Burns. Radiation therapy.  
Inflammatory disease ulcerations*

**WOUND HEALING CENTER**

For more information, call (715) 268-0175.  
No physician referral necessary. Covered by most insurances.

State Senator Sheila Harsdorf .....	11
St. Bridget's Catholic Church .....	25
St. Croix County Health Center .....	8, 25
St. Croix County Health and Human Services– Behavioral Health .....	14
St. Croix County Sheriff's Department .....	8
St. Croix Electric Coop .....	15
St. Croix Hospice .....	15
St. Croix Manor LTD .....	19
St. Croix Therapy .....	18
St. Croix Valley Job Center ...	10
St. Croix Village .....	19
Sunlight Terrace .....	19
Sunshine Courts .....	19
Supplemental Security Income .....	33
<b>T</b>	
Target Pharmacy .....	17
The Homestead of Glenwood City .....	18
The Homestead of Roberts ...	19
The Senior Reporter® .....	1
Tiffany Creek Apartments .....	19
Timber Ridge Apartments .....	20
Touching Hearts at Home .....	14
Treasurer .....	8
Tribute Commons.....	19
Turningpoint.....	9
Turtle Lake Dental .....	14
<b>U</b>	
Union Gospel Mission .....	14
United Church of Christ .....	26
United Methodist Church .....	25

United States Representative Sean Duffy .....	11
United States Senator Tammy Baldwin .....	11
United Way 2-1-1 .....	7
United Way St. Croix Valley ...	7
USDA Rural Development .....	21
UW Extension .....	9
UWRF Speech, Language and Hearing Center .....	18
<b>V</b>	
Valley Hearing Concepts .....	18
Veterans Administration Medical Center .....	31
Veterans Information (Federal benefits) .....	33
Veterans' Services .....	8, 31
Victim Witness .....	8
Village Pharmacy .....	117, 24
Volunteer Medical Transportation Program .....	30, 31
<b>W</b>	
Walk on Therapeutic Riding .....	9, 18
Walgreens Pharmacy.....	17, 24, 25
Walmart Pharmacy.....	17, 25
Wellhaven .....	20, 22, 23
West CAP.....	9, 21, 26
Western WI Autism Advocacy and Consulting Center .....	7
Westfields Community Pharmacy .....	17
Westfields Healthstation .....	13
Westfields Hospital .....	13, 15, 18, 30
Westview Apartments .....	19
WI Front Door Housing .....	23
William Johnson Manor .....	19

Willow River Apartments .....	19
Windmill Place Apartments ...	20
WinterGreen Apartments .....	19, 23
WI Bar Association .....	33
WI Board for People with Developmental Disabilities .....	7
WI Council of the Blind and Visually Impaired .....	7, 33
WI Department of Revenue .....	10, 33
WI Family Ties .....	7, 16
WI Guardianship Services, Inc. ....	12
WI Guardianship Support Center .....	12
WI Judicare, Inc. ....	24
WI Legislative Hotline for Hearing Impaired .....	33
WI Medicaid Transportation.....	31
WI Senior Care .....	23
WI State Bar Association Lawyer Referral and Information Services .....	24, 33
WI PACT, Inc. ....	24
WITC .....	10
Woodville Housing Authority .....	21
Woodville Senior Nutrition Site .....	26, 28
Wound Clinic ARMC West Campus .....	13
<b>Y</b>	
<b>Z</b>	
Zion Lutheran Church Food Pantry .....	26



Notes

---



---



---



---



---



---



---



---



---



---



---



---



---



---



---



---

### What are your interests, goals and favorite things to do?



An active Hudson based program that teaches daily living skills, explores the community and coaches individuals to reach their goals and follow their interests.

Job development ... job coaching ... ongoing support for community employment.  
 Arrangements made for daily transportation.  
 Contact us for more information.



715-410-4216 info@proactinc.org

ProAct's other locations include Eagan, Red Wing and Zumbrota.

LIFE OPPORTUNITIES



### Aging & Disability Resource Center

#### Our Mission Statement:

*The purpose of the Aging & Disability Resource Center is to empower & support older adults, people who have a disability and their families by serving as a central source of information, assistance, support and access to community resources.*



Serving Older Adults and Adults with Disabilities, as well as their families.



#### ADRC Key Services:

- ✓ Elder & Disability Benefit Specialist Programs
- ✓ Information & Assistance & Option Counseling
- ✓ Senior Nutrition Services
- ✓ Home-Delivered Meals
- ✓ Volunteer Medical Transportation
- ✓ Specialized Van Transportation
- ✓ Family Caregiver Support
- ✓ Adult Day Respite
- ✓ Healthy Aging Classes
- ✓ Dementia Care Specialist Program

**Toll Free: 800-372-2333**

For current information go to: [www.sccwi.us/ADRC](http://www.sccwi.us/ADRC)

Office Location: 1752 Dorset Lane  
 New Richmond, WI 54017

# **MEDICAL**

## **The Free Clinic of Pierce & St. Croix County**

River Falls Medical Clinic, Unit 2  
1687 E. Division St., River Falls  
Open Tuesday 5 pm–9 pm  
Doors open 4:15 pm-  
They are able to see 25 patients  
Walk-in patients who are uninsured or  
within income guidelines.  
Bring proof of income  
715-307-3948

## **Red Cedar Free Clinic**

2321 Stout Road, Level A  
South West Entrance  
Menomonie, WI  
Open Tuesday evening  
5:00 -7:00 pm  
Walk-in only. Do not come early.  
Call for information:  
715-308-3808  
<http://mayoclinichealthsystem.org/locations/menomonie/about-us/free-clinic>

## **Chippewa Valley Free Clinic**

836 Richard Drive  
Eau Claire, WI  
Services provided Tuesdays 5-8 pm  
Registration begins at  
4 pm & ends at 6 pm  
Public Health related services  
at low or no cost.  
No appointments necessary,  
Services are provided according to  
need, without discrimination.  
Call: 715-839-8477  
<http://www.cvfreeclinic.org>

## **Open Cities Health Center**

409 North Dunlap St.  
St. Paul, MN  
All ages- Full medical, dental,  
surgery, ophthalmology internal  
medicine & behavioral health.  
Will see Western WI clients on  
sliding fee scale Basis.  
Proof of income REQUIRED.  
Languages: Hmong, Laotian,  
& others on request.  
651-290-9200  
<http://www.ochealthcenter.com>

## **Wisconsin Well Woman Program**

St. Croix Co. Public Health  
1752 Dorset Lane  
New Richmond, WI  
For women ages 45-64  
Must meet economic guidelines.  
Breast & cervical cancer screening.  
Call to enroll 715-246-8365  
\*If you are not a St. Croix County resident call  
your local health dept.  
<http://www.co.saint-croix.wi.us>

## **St. Croix Co. Reproductive Health Services**

St. Croix Co. Public Health  
1752 Dorset Lane  
New Richmond, WI  
Low cost services:  
Pregnancy testing, pelvic exams, pap  
tests, STI testing & birth control.  
Income guidelines or sliding fee,  
Call for an appointment  
715-246-8365  
<http://www.co.saint-croix.wi.us>

# **DENTAL**

## **Century College**

3300 Century Ave. N.  
White Bear Lake, MN 55110

PHONE: 651-779-5787

(Appointments Necessary)

Monday – Thursday

(No summer hours)

Fee \$50/visit (\$25 if 62 or older)

Appointments may take 3 hours.

No insurance-cash or check only.

### **Services:**

Exam, Cleaning (Deep Cleaning),

Sealants, X-ray, Fluoride

Oral Hygiene Instructions

## **Menomonie Dental Center**

(formerly Rural Health Dental Clinic)

3375 Kothlow Ave, Suite 40

Menomonie, WI 54751

PHONE: (715) 235-1573

Call for an Appointment

We accept all patients and all payer types

i.e. ForwardHealth, Medicare, Commercial,

Self-Pay and Uninsured.

**Monday through Friday 7am-4pm**

(open August 3, 2015)

## **Open Cities Health Center**

409 North Dunlap St.

St. Paul, MN 55104

PHONE: (651) 290-9200

Services: For all ages; Medical, eye,  
dental care & behavioral health. Will  
see Western Wisconsin clients on  
sliding fee scale basis.

Proof of income **REQUIRED**.

Languages: Hmong, Laotian,  
and others on request.

## ***MEDICAL & DENTAL SERVICES***

These services are available to  
low-income St. Croix County  
residents. Proof of income may  
be required.



***\*\*Call or see website for  
up to date  
Information\*\****

*Jfi 7/15*

# DENTAL

## **Century College**

3300 Century Ave. N.  
White Bear Lake, MN 55110  
TELÉFONO: 651-779-5787

(Se necesita tener cita)

### Horas:

Lunes – jueves  
(Cerrado durante el verano)

Limpiezas Dentales para  
adultos y niños – Bajo Costo  
\$34.00

Las citas pueden durar 3 horas.  
A los clientes menores de 16  
años y a las personas mayores  
de 62 se les cobra \$17.00

### Incluye:

Examen

Limpieza (Limpieza Profunda)

Sellados

Rayos-X

Fluoruro

Instrucciones para higiene oral

## **Clínica Rural De Salud Dental**

3375 Kothlow Ave, Suite 40  
Menomonie, WI 54751  
TELÉFONO: (715) 235-1573

Se da prioridad a niños y a  
mujeres embarazadas en el  
Condado de St. Croix.

Aceptan MA/Badgercare y  
atienden a otros clientes en un  
una escala de cobro a base de  
ingresos.

## **Clínica Dental de Marshfield**

850 Lakeland Drive  
Chippewa Falls, WI 54729  
TELÉFONO: (715) 738-2000

Dispuestos a aceptar clientes de  
todos los condados por el  
momento. Aceptan  
MA/Badgercare y atienden a otros  
clientes en un una escala de  
cobro a base de ingresos.

Clientes que necesiten ver a un  
dentista pediatra serán atendidos  
por un dentista general primero –  
después serán referidos a un  
dentista pediatra. Esto tomará  
más de una cita.

## **SERVICIOS MÉDICOS Y DENTALES**

Estos servicios están  
disponibles para residentes  
de bajos ingresos del  
Condado de St. Croix.  
Prueba de ingresos puede  
ser requerida.  
(Un talón de cheque de pago)



# MÉDICO

## **Clínica Gratis para los Condados de Pierce y St. Croix**

**Unit 2, River Falls Medical Clinic  
1887 E. Division Street  
River Falls, WI 54022**

Abierto los martes en la noche  
Registro de 5:00 – 6:00 pm  
Se atiende pacientes de 6-9:00 pm  
Pacientes sin cita, que no tienen  
seguro médico o están en el 185%  
nivel de pobreza. (Una familia de 1,  
con un ingreso anual menor de  
\$18,888 o una familia de 4, con un  
ingreso anual menor de \$38,202).

Traer prueba de ingresos.  
Llame para información al:  
715-307-3948

## **Clínica Gratis de Red Cedar**

**2211 Stout Road  
Level A (Nivel A)**

**South West Entrance (Entrada al sur oeste))  
Menomonie, WI**

Abierto los martes en la noche  
5:15-8:00 pm  
Se atenderá a las primeras 30  
personas, sin cita.

Llame para información al:

715-308-3808

## **La Clínica Gratis del Valle de Chippewa Falls**

**421 Graham Avenue  
Eau Claire, WI**

Abierto los martes en la noche de  
5:00-8:00 pm

Proveen servicios relacionados a la  
salud a bajo o no costo.

No se necesitan citas, no se requiere  
tener residencia. Los servicios son  
proveídos de acuerdo a la  
necesidad, sin discriminación.

Llame para información al:  
715-839-8477

## **Model Cities Health Center**

(Centro de Salud Modelo de las Ciudades)  
**409 North Dunlap Street  
St. Paul, MN**

Servicios: Para: todas las edades,  
cuidado médico y dental  
completo, cirugía, oftalmología,  
medicina interna. Atienden a  
pacientes del oeste de Wisconsin en  
una escala de cobro a base de  
ingresos. Prueba de ingresos  
REQUERIDA.

Lenguajes: Hmong, Laotian y otros  
si son requeridos.

651-290-9200

## **Common Health Clinic**

(Clínica Común de Salud)

**5640 Memorial Avenue North  
Suite B (enfrente del High School)  
Stillwater, MN**

Escala de cobro a base de ingresos  
(traer prueba de ingreso)  
Llame para hacer una cita, abierto 5  
días a la semana. 651-430-1880

## **Programa de Wisconsin del Bien de la Mujer**

**St. Croix Co. Public Health**

(Salud Pública del Condado de St. Croix)

**1445 N. 4th Street**

**New Richmond, WI 54017**

Para mujeres entre las edades de 45-60  
años. Debe llenar los requisitos  
económicos. Evaluaciones para cáncer  
en los senos y cerviz

Llame para inscribirse al 715-246-8365  
Si usted no es residente del Condado de  
St. Croix llame a su departamento de salud local

## **Servicios de Salud Reproductiva del Condado de St. Croix**

**St. Croix Co. Public Health**

(Salud Pública del Condado de St. Croix)

**1445 N. 4th Street**

**New Richmond, WI 54017**

Métodos anticonceptivos/planificación  
familiar a bajo o no costo, pruebas de  
STD (infecciones sexualmente transmitidas) y de  
embarazo. Escala de costo a base de  
ingresos, llame para hacer cita

715-246-8365

## **Food Share**

Information, including program guidelines and income limits can be found at: <http://www.dhs.wisconsin.gov/FoodShare/index.htm>. You may apply online at: [www.access.wisconsin.gov](http://www.access.wisconsin.gov), call Great Rivers Call Center at 1-888-283-0012 or apply in person at the Economic Support Office. An interview is required after an application is submitted.

## **Other Food Resources**

### **Lakeside Canning**

660 North Second Street  
New Richmond, WI 54017  
715-243-7367  
\$6.50 per case/vegetables; **cash only**  
1st Wednesday only, 1-3:00 pm

### **Fare for All Express**

Sells packages of fruits, vegetables, and frozen meats  
Cash, check or EBT cards are accepted  
For more information, visit [www.fareforall.org](http://www.fareforall.org)  
or call 763-450-3880 or 1-800-582-4291  
Closest sites to St. Croix County are Lakeland and Stillwater, MN

### **Food Harvest Ministry**

St. Croix Valley Church  
16600 7th Street South  
Lakeland, MN 55043  
(651) 436-8691  
4th Saturday of the month; Doors open at 7 am. Food distribution, begins about 8 am. Bring large boxes, clothes baskets, or a cooler and a donation of \$15. You will receive a number, indicating when you will go through the distribution line, starting with the lowest number.

### **Ruby's Pantry**—[www.rubyspantry.org](http://www.rubyspantry.org)

National Guard Armory  
1245 Wall Street  
New Richmond, WI 54017  
715-246-4357 Mona Flanum  
715-248-3675 Kathy Wettig  
Every 3rd Thursday, 5:30—7 pm food distribution; doors open at 5 pm. Bring 2 large boxes, clothes baskets, or a cooler and a donation of \$20, you will receive a number, indicating when you will go through the distribution line.

### **Ruby's Pantry**

Congregational Church  
201 Harriman Ave North, Amery  
2nd Saturday, \$20  
Must purchase between 7:30-8:45 am; Distribution begins at 9 am; Bring 2 large boxes, clothes baskets, or a cooler. For more information: [heaven@amerytel.net](mailto:heaven@amerytel.net)  
715-268-7390



Sponsored by the  
**Food Resource Collaborative  
of St. Croix County**



May 2015

**“Our mission is to promote access to nutritious food, resources, & education for all St. Croix County residents.”**

## **Free Produce & Bakery Distribution**

### **St. Patrick's Catholic Church**

1500 Vine St, Hudson, WI 54016  
Monday, 9:15 715-381-5120

### **United Methodist Church**

1401 Laurel Ave, Hudson, WI 54016  
Wednesday, 9-9:30 715-386-3921

### **The Crossing Point**

220 Vine St, Hudson, WI 54016  
Every other Friday, 9 am 715-386-9589

### **Mt. Zion Lutheran Church**

505 South 13th St, Hudson, WI 54016  
The opposite Fridays from The Crossing Point,  
distribution begins at 9 am 715-386-5409

## **Food Pantries**

Please access the food pantry in the school district where you live.

### **Baldwin/Woodville/Hammond Food Pantry**

920 6th Ave, Baldwin, WI 54002  
Hours: 1st & 3rd Wed., 11am-4pm 715-688-3844

### **Five Loaves Food Shelf**

421 South Green Ave, New Richmond, WI 54017  
"The Community Commons"  
(enter off of Arch St. parking lot, door #9)  
Hours: Monday 6-7:30 pm; Tuesday 10 am—noon  
Wednesday 2-4 pm; Thursday 6-7:30 pm  
No appointments needed, walk-in 715-243-7491

[www.5loavesfoodandclothing.org](http://www.5loavesfoodandclothing.org)

### **Hudson Christian Food Cupboard**

St. Patrick's Church 1500 Vine St, Hudson WI 54016  
Appointments: Monday-Thursday, 9-noon  
715-338-0332

### **River Falls Community Food Pantry**

222 N Main St, Ste C, River Falls, WI 54022  
No appointments needed.  
Hours: Monday 10-noon, & 6:30-8 pm  
Wednesday 1-5pm; Thursday 6:30-8 pm;  
Friday 10-noon; Saturday 10-noon  
Entrance located behind BoJon's Flowers  
715-425-6880

### **Somerset Community Food Pantry**

203 Church Hill Rd, Somerset, WI 54025  
Call for an appointment: 715-247-2945  
Monday: 9-11 am and 4-6 pm; Thursday: 4-6 pm

### **United Church of Christ Food Pantry**

1001 Birch Dr, Roberts, WI 54023  
Hours: Tuesday & Thursday, 9-11:30 am  
Wednesday, 6:30-8 pm

Or by appointment, if needed 715-749-3478

### **West CAP/Food Access & Resource Center**

Serving Glenwood City and Boyceville  
823 Main St, Boyceville, WI 54013  
Thursday: 3 pm—7 pm; Friday 9 am—1 pm  
715-977-1191

### **Zion Lutheran Church Food Pantry**

221 N Lockwood St, Woodville WI 54028  
By appointments only: 715-698-2707

## **Free Community Meals**

### **United Methodist Church**

209 E 2nd St, New Richmond, WI 54017  
3rd Tuesday, 5-6:30 pm

### **Gethsemane Lutheran Church**

1350 Florence St, Baldwin, WI 54002  
1st Tuesday, 5-6:30 pm 715-684-2984

### **St. Bridget's Catholic Church**

211 E Division St, River Falls, WI 54022  
2nd & 4th Tuesday, 5-6 pm 715-425-1870  
Contact Brenda Gaulke for more information:  
715-425-6698; Soup & Bread 3rd Tuesday, 5-6 pm

### **Bethel Lutheran Church**

920 3rd St, Hudson, WI 54016 715-386-8821  
1st & 3rd Thursday, 5-6:30 pm

### **St. Mary's Catholic Church—Big River**

Hwy 10 & E between Ellsworth-Prescott  
W10137 570th Ave, River Falls, WI 54022  
1st Tuesday: 6:00-7:00 pm 715-425-5806

## **WIC Program**

Special Supplemental Food Program for  
**Women, Infants, & Children**

Phone 715-246-8359 to apply.

[wic@co.saint-croix.wi.us](mailto:wic@co.saint-croix.wi.us)

The WIC program serves pregnant and breastfeeding women, women who have just had a baby in the past 6 months, and babies and children up to 5 years of age. To qualify, you must meet income guidelines and have a nutrition or health need. Food benefits are provided to buy specific healthy foods and starting July 2015 these benefits will be available by using an EBT card (electronic billing transfer).

### **WIC Farmers Market Nutrition Program**

Checks are provided for locally grown produce in the summer and fall.

## **Senior Farmers Market**

### **Nutrition Program**

Free checks for produce, May-October, serving ages 60+; \$1,679 mo/income for one person, \$2,268 for two persons. Contact: West CAP for further information & registration. Phone: 715-977-1191

## **Commodity Supplement Food Program for Seniors**

For seniors age 60+; at or below \$1,180 for one person, \$1,593 for two persons. Contact West CAP for further information & registration.  
1-800-606-9227, ext 1329

## **Ageing & Disability Resource Center (ADRC)**

Senior Dining Services & Home Delivered Meals  
1-800-372-2333  
St. Croix County Services Center  
Health & Human Services Center  
1752 Dorset Ln, New Richmond, WI 54017  
[www.sccwi.us/ADRC](http://www.sccwi.us/ADRC)

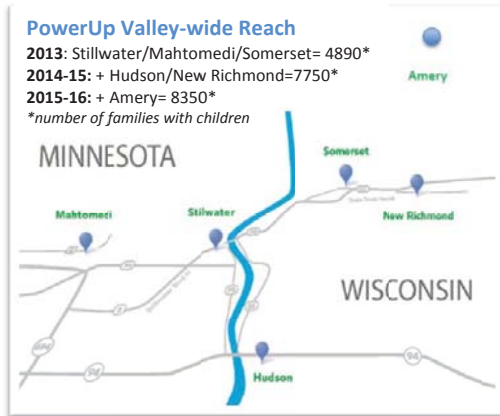


Lakeview Health Foundation  
 Lakeview Hospital  
 Stillwater Medical Group  
 Hudson Hospital and Clinic  
 Westfields Hospital and Clinic

**What is PowerUp?** PowerUp is a community-wide youth health initiative to make better eating and active living easy, fun, and popular, so that our youth can reach their full potential. PowerUp focuses on children age 3-11 and adults who influence their food and physical activity choices, including parents, teachers and organizations that serve youth. PowerUp is a long-term commitment to create change in the St. Croix Valley over 10 years in partnership with schools, businesses, health care, civic groups, families, kids, and the entire community. PowerUp is supported by Lakeview Health Foundation and HealthPartners in partnership Hudson Hospital & Clinic, Westfields Hospital & Clinic and Amery Hospital & Clinic.

PowerUp builds on what is already working on a national and local level and finds innovative approaches that work locally, measuring results along the way.

**Why is PowerUp important?** Health trends predict that today's kids won't have as long or healthy lives as adults do unless something changes. PowerUp works with partners to make it easier to eat better and move more so kids grow up healthy and strong.



**PowerUp works at multiple levels in a comprehensive approach to create community change:**

**Environment:** Changing the food and physical activity environment to make healthy choices easy

**Engagement:** Inviting the entire community to join the shared effort to achieve common goals through outreach, positive and compelling messages and local partnerships

**Programs:** Creating classes, information and program to help kids and families eat better and be active

**Clinical Interventions:** Providing resources and referrals through clinics and care providers

For more information, resources, recipes or to get involved visit [PowerUp4kids.org](http://PowerUp4kids.org)



Lakeview Health Foundation  
 Lakeview Hospital  
 Stillwater Medical Group  
 Hudson Hospital and Clinic  
 Westfields Hospital and Clinic

**PowerUp Key Accomplishments:**

Working with more than 100 community advisors and partners, PowerUp outreach efforts touch more than 30,000 people annually. More than 13,000 kids participate in school programs, community classes and open gyms. Three local communities and three school districts have issued proclamations supporting PowerUp and practices and policies are changing. PowerUp has been recognized nationally through peer-reviewed publications and numerous presentations including at the Institute of Medicine.

- **Programs and Environment Change**
  - School Challenge (10,000 kids; 26 schools)
  - Targeted events, classes and open gyms
  - Food environment at school events, after school care, concessions etc.
  - Policy recommendations in process for Stillwater Schools
  - Better Shelf for Better Health, a model for dissemination regionally.
- **Engagement and Outreach**
  - Diverse partners and advisors including schools, athletics, local government, National Park Service and others
  - Expanded web, recipes and social media
  - PowerUp 4 Kids Week
- **Evaluation-** Family Community Survey, PowerUp Dashboard, local data
- **Presentations and Recognition-** Local, regional and national
- **Funding:**
  - Support from all Valley hospitals and Foundations
  - Amery funded for 3 years effective July 1 (Foundation funding)
  - Leveraging local funds to PowerUp and to Partners
  - Exploring fundrasing paln for 2015/16 for grant opportunities

For more information, resources, recipes or to get involved visit [PowerUp4kids.org](http://PowerUp4kids.org)



# 2015 Guide to Mental Health Services & Resources

## Advocacy and Support –

### Groups and Classes Re: Mental Illness

- NAMI - National Alliance for Mental Illness – St. Croix Affiliate (Contact: Denise Hackel) (Free) 715-639-2078
- Pierce County Human Services (Ellsworth) (IS, MA, MC, SF) 715-273-6766
- St. Croix County Human Services (New Richmond) (IS, MA, MC, SF) 715-246-8445

### Alcohol, Drug & Other Addictions (AODA)

- Alano Society of New Richmond (New Richmond) (Free) 715-246-4912
- Burkwood, Inc. (Burkhardt) (IS, MA) 715-386-6125
- Hudson Alano Club (Hudson) (Free) 715-386-2932
- Hudson Hospital & Clinic Programs for Change (Hudson/New Richmond) (IS, MA, MC, FA) 715-531-6755
- Kinnic Falls Alcohol & Drug Abuse Services (River Falls) (IS, MA) 715-426-5950
- Midwest Psychological Services (Hudson) (IS, MA, MC, SF, FA) 715-381-1980
- Pierce County Human Services (Ellsworth) (IS, MA, MC, SF) 715-273-6766
- St. Croix County Human Services (New Richmond) (IS, MA, MC, SF) 715-246-8445

### Child & Adolescent Services

- See “Mental Health Counseling”

### Mental Health Counseling Services

(Child, Adolescent, Adult & Geriatric)

- Adulteen Counseling (River Falls) (IS, SF) 715-410-5822
- Boorman Counseling (Baldwin) (IS) 715-977-2441
- Catherine C. Olson Counseling (Hammond) (IS, MA, SF) 651-269-0924
- Couples and Family Therapy Clinic (Hudson) (IS, SF) 715-441-1828
- Croix Counseling & Psychology (Hudson) (IS, MA, SF) 715-377-0000
- Family Innovations (Balsm Lake/Hudson) (Most Insurances, MA, SF) 715-808-0607
- Family Means (Hudson) (IS, MA, MC, SF) 715-386-2066
- Family Therapy Associates (New Richmond) (IS, MA, SF) 715-246-4840
- Hudson Counseling Services (Hudson) (Most Insurances, IS, MA, C) 715-531-6760
- Loretta Henson (River Falls) (IS, MA, MC) 715-426-4967
- Living Hope Christian Counseling (Baldwin) (FA) 715-688-3333
- Marriage & Family Health Services (Hudson) (IS) 715-381-5437
- Michael J. Moller (Hudson) (IS) 715-386-0856
- Midwest Psychological Services (Hudson) (IS, MA, MC, SF, FA) 715-381-1980
- Northwest Counseling Services – Baldwin Area Medical Center (Baldwin) (IS, MA, MC, SF, FA) 715-684-6777
- Pierce County Human Services (Ellsworth) (IS, MA, MC, SF) 715-273-6766
- Riverside Clinic & Consulting Psychology (Prescott) (IS, MN MA, MC) 715-262-5559
- St. Croix County Human Services (New Richmond) (IS, MA, MC, SF) 715-246-8445
- Valley Counseling & Clinical Psychology (Hudson) (IS, MA, SF) 715-386-0320
- Youth Service Bureau (Hudson) (IS, MA, SF) 715-781-0409

## Psychiatric Services

- Hudson Hospital Specialty Clinics (Hudson) (IS, MA, MC, FA) 715-531-6700  
(Referrals from Hudson Physicians, Programs for Change and Hudson Hospital Specialty Clinics Only)
- Midwest Psychological Services (Hudson) (IS, MA, MC, SF, FA) 715-381-1980
- Northwest Counseling Services – Baldwin Area Medical Center (Baldwin) (IS, MA, MC, SF, FA) 715-684-6777
- Pierce County Human Services (Ellsworth) (IS, MA, MC, SF) 715-273-6766
- River Falls Medical Clinic (River Falls) (IS, MA, MC) 715-425-6701
- St. Croix County Human Services (New Richmond) (IS, MA, MC, SF) 715-246-8445

## Psychological Testing

- Croix Counseling & Psychology (Hudson) (IS, MA, SF) C, P 715-377-0000
- Family Therapy Associates (New Richmond) (IS, MA, SF) C, P 715-246-4840
- Michael J. Moller (Hudson) (IS) P 715-386-0856
- Midwest Psychological Services (Hudson) (IS, MA, MC, SF) N, C, P 715-381-1980
- Northwest Counseling Services – Baldwin Area Medical Center (Baldwin) (IS, MA, MC, SF, FA) N, C, P 715-684-6777
- Riverside Clinic & Consulting Psychology (Prescott) (IS, MA, MC, SF) P 715-262-5559
- St. Croix County Human Services (New Richmond) (IS, MA, MC, SF) C, P 715-246-8445

**Assessment Key:** N Neuropsychological C Court ordered P Psychological

## Sex Offender Treatment

- Integra Counseling Services (Private Pay Only) 715-386-9011

## Veterans Mental Health Services

- Call your Veterans’ Service Officer for referral

**Payment Source Key:**

IS	Private insurance and/or self pay
MA	Medical Assistance (Badger Care, Medicaid, Benchmark)
MC	Medicare
SF	Sliding fee
FA	Financial Assistance

## Crisis Services

- For those that are not connected to a Mental Health provider dial 911, ask to speak with a Behavioral Health on-call worker and dispatch will connect you with a telephone crisis worker.
- For those connected with a Mental Health provider, each provider is responsible for providing their own crisis services to the clients they serve. Please contact your provider.
- National Suicide Lifeline 800-273-8255
- St. Croix Valley Sexual Assault Response Team (SART) (River Falls) 715-425-6443  
(SART Toll Free) 877-572-6313

# 2015 Guide to Mental Health Services Pierce and St. Croix Counties

Guide materials and printing provided by  
Hudson Hospital & Clinic Programs for Change,  
Alcohol & Other Substance Abuse Treatment &  
Recovery Care | (715) 531-6755



HealthPartners®

Westfields Hospital & Clinic Community Health Needs Assessment  
Community Hospital Consulting  
PFC5031 Marketing & Communications 5031/2015

Facility	Address	City	State	Zip	Hours	Phone Number	Website	Services Offered
<b>HEALTH CARE</b>								
<b>Hudson Clinic</b>	405 Stageline Rd	Hudson	WI	54016	Monday through Thursday 8:00 am till 8:00 pm, Friday 8:00 am till 5:00 pm, Saturday 8:00 am till noon.	715-531-6000	<a href="http://www.hudsonhospital.com">www.hudsonhospital.com</a>	Allergy & asthma, cancer care, ear/nose/throat, endocrinology, eye care, heart care, infusion therapy, internal medicine, nephrology, neurology, plastic surgery & cosmetic treatment, podiatry, pulmonary medicine & sleep health, rheumatology, urology, vascular surgery
<b>Hudson Hospital</b>	405 Stageline Rd	Hudson	WI	54016	ER 24/7; Specialty Clinic 8:00 am till 6:00 pm	715-531-6000	<a href="http://www.hudsonhospital.com">www.hudsonhospital.com</a>	Acute care for the elderly, birth center, emergency center, heart care, home & hospice care, imaging center, medical laboratory, nutrition care, orthopaedics, pharmacy, rehab center, sleep health center, substance abuse recovery, surgery & procedure center
<b>Hudson Physicians -- WWMA</b>	403 Stageline Road Hudson	Hudson	WI	54016	Mon. - Thurs. 7:30am - 8pm; Fri. 7:30am - 5pm; Sat. 8am-12pm	715-531-6800	<a href="http://www.hudsonphysicians.com">www.hudsonphysicians.com</a>	Family medicine, internal medicine, pediatrics, geriatrics, women's health care, general surgery, occupational medicine, sports and spine medicine, allergy & immunization clinic, cosmetic services, nutrition and diabetes education, same day appointments, personal lab services, imaging services, and specialty consulting services.
<b>Hudson Hospital &amp; Clinics</b>	405 Stageline Road	Hudson	WI	54016	ER: 24/7; Hospital: 7am - 8pm; Specialty Clinic; Mon. - Fri. 8am-6pm	715-531-6000	<a href="http://www.hudsonhospital.org">www.hudsonhospital.org</a>	Hospital Care: alcohol and substance abuse recovery, birth center, emergency center, heart care, home & hospice care, imaging center, medical laboratory, nutrition care, orthopaedics, pharmacy, rehabilitation center, sleep health center, and surgery & procedure center; Specialty Care: allergy & asthma, cancer care, ear, nose & throat, endocrinology, eye care, heart care, infusion therapy, internal medicine, nephrology, neurology, plastic surgery & cosmetic treatment, podiatry, pulmonary medicine & sleep health, rheumatology, urology, and vascular surgery.
<b>Free Clinic of Pierce and St. Croix Counties</b>	1629 East Division Street	River Falls	WI	54022	Tuesday 4:15 PM in-person registration begins, no appointments. Once a week clinic.	715-307-3948	<a href="http://www.freeclinicpiercestcroix.org">www.freeclinicpiercestcroix.org</a>	Free medical help, preventative education, and help in locating other community services. Uninsured, income requirements.
<b>Osceola Medical Center</b>	2600 65th Ave	Osceola	WI	54020	Mon Tues 8am - 7pm Wed 8am - 5pm Thurs 8am - 7pm Fri 8am - 5pm	715-294-2111	<a href="http://www.osceolamedicalcenter.com">www.osceolamedicalcenter.com</a>	Complete family medical clinic
<b>St. Croix County Public Health</b>	1445 N 4th St	New Richmond	WI	54017	Mon - Fri 8am - 4:30	715-246-8263		Offers medical and dental services to qualifying individuals needing assistance. Offers immunizations, birth control information, STD testing, pregnancy testing, HIV testing, breast and cervical cancer screening, and WIC. Helps determine whether qualify for state or county health programs. Resident of St. Croix County.
<b>St. Croix Family Medical Clinic</b>	5640 Memorial Ave N. Suite B	Stillwater	MN	55082	Mon Wed Fri 8am - 5pm	651-430-1880	<a href="http://www.southsidechs.org">www.southsidechs.org</a>	Federally Qualified Community Health Clinic. Accepts insurance or sliding fee/free care. General medicine, physical exams, well child check-ups, prenatal care, reproductive health care, family planning, STD testing, and HIV testing

Facility	Address	City	State	Zip	Hours	Phone Number	Website	Services Offered
Stillwater Medical Group	700 Rivard St	Somerset	WI	54025	Mon - Fri 7:30am - 5pm	715-247-2060	<a href="http://www.lakeviewhealth.org/somersetclinic">www.lakeviewhealth.org/somersetclinic</a>	Family medicine, internal medicine, pediatrics and adolescent medicine, OB/GYN, foot/ankle surgery, same day appointments, on-site laboratory, X-ray services, anticoagulation clinic, surgery
Westfields Hospital & Specialty Clinics	535 Hospital Rd	New Richmond	WI	54017	Monday through Friday 8:00 AM till 4:30 PM	715-243-2600	<a href="http://www.westfieldshospital.com">www.westfieldshospital.com</a>	Hospital: ambulatory care, cardiopulmonary care, hospice home health, palliative care, imaging services, lab services, medical surgical care, nutrition services, obstetrics, physical medicine, rehab, support groups, surgical services, wound care. Specialty clinics: audiology, cardiology, endocrinology, gastroenterology, lung and sleep health, nephrology, neurology, OB/GYN, oncology, orthopaedics, ENT, pain management, plastic/cosmetic surgery, podiatry, sleep study, spine diseases, urology
Westfields Hospital	535 Hospital Rd	New Richmond	WI	54017	ER: 24/7; Hospital: 9am-8:30pm; Specialty Clinics: Mon. - Fri. 9am-6pm	715-243-2600	<a href="http://www.westfieldshospital.com">www.westfieldshospital.com</a>	Hospital: Ambulatory care, cardiopulmonary care, emergency medicine, home and hospice care, imaging services, infusion therapy, medical surgical care, nutrition services, obstetrics, physical rehabilitation, support groups, surgical services, wound care. Specialty Clinics: Audiology, cardiology, endocrinology, gastroenterology, gynecology, lung and sleep health, nephrology, neurology, OB/GYN, oncology/hematology, orthopaedics, ENT, pain management, plastic/cosmetic surgery, podiatry, sleep study, spine diseases, urology, orthotics/prothetics.
<b>DENTAL CARE</b>								
Crestview Dental Care	1810 Crestview Dr, Suite 5A	Hudson	WI	54016	Mon Tues 9am - 5pm Wed 10am - 6pm Thurs 9am - 5pm	715-386-3727	<a href="http://www.crestviewdentalcare.com">www.crestviewdentalcare.com</a>	Complete family dentistry
Grandview Dental	900 Crestview Dr, Suite 240	Hudson	WI	54016	Monday through Thursday 8:00 am till 5:00 pm	715-381-5556	<a href="http://www.grandviewdentalhudson.com">www.grandviewdentalhudson.com</a>	Complete comprehensive dental care
La Petite Dentistry	131 Carmichael Rd, Suite 200	Hudson	WI	54016	Mon Tues 7:30am - 6:30pm Wed Thurs 7:30am - 5:30pm Fri 7:30am - 4:30pm Sat 8am - 1pm	855-527-3848	<a href="http://www.lapetitedentistry.com">www.lapetitedentistry.com</a>	Specializes in children's dentistry
Oakwood Dental	744 Ryan Drive, Suite 203	Hudson	WI	54016	Mon 7am - 4pm Wed 9am - 7pm 7am - 5pm Tues Thurs Fri 7am - 2pm	715-386-5400	<a href="http://www.hudsonoakwooddental.com">www.hudsonoakwooddental.com</a>	Full service family dental clinic
Rural Health Dental Clinic	3375 Kothlow Ave	Menomonie	WI	54751	Call for appointment Thurs 9am - 4pm Tues	715-235-1573		Dental care on a sliding fee scale with income eligibility.
St. Croix Valley Dentistry	213 Locust St	Hudson	WI	54016	Monday through Thursday 8:00 am till 5:00 pm; Friday 8:00 am till 1:00 pm	715-386-3553	<a href="http://www.stcroixvalleydentistry.com">www.stcroixvalleydentistry.com</a>	Full service dental clinic
<b>HOME HEALTH</b>								
ADORAY	2231 Highway 12, Suite 201	Baldwin	WI	54002	Monday through Friday 8:00 AM till 4:30 PM	715-684-5020	<a href="http://www.adoray.org">www.adoray.org</a>	Medical care for recovering, disabled, or chronically ill persons. Hospice care; home care for terminally ill patients.
ADRC (Aging Disability Resource Center)	1101 Carmichael Road	Hudson	WI	54016	Monday through Friday 8:00 AM till 5:00 PM	715-381-4360	<a href="http://www.co.saintcroix.wi.us/Departments/ADRC/default.htm">http://www.co.saintcroix.wi.us/Departments/ADRC/default.htm</a>	Home delivered meals, benefits counseling, congregate meals, adult day care, in-home respite care, adult education, volunteer opportunities. Local specialized transportation and long-distance medical trips. Age 60+ or disabled.

Facility	Address	City	State	Zip	Hours	Phone Number	Website	Services Offered
Have a Heart Farm	W10356 Hwy 29	River Falls	WI	54022	Mon - Fri 9am - 5pm	715-425-7754		Dedicated to providing services to individuals with disabilities and their families from birth throughout their lifespans. Offers Respite Care (Friday-Sunday for kids age 2-17 with special needs), in-home Personal Care services, Summer Activity Groups, Vocational Skill Building, Therapeutic Services, and Group Home services.
Day Away Clubs St. Croix County Dept on Aging	1101 Carmichael Road	Hudson	WI	54016	Monday through Friday 8:00 AM till 5:00 PM	715-381-4360	<a href="http://www.co.saint-croix.wi.us">www.co.saint-croix.wi.us</a>	For people in need of supervision and assistance during the day. Provides socialization, meals, and activities.
<b>MENTAL HEALTH</b>								
Hudson Hospital	405 Stageline Rd	Hudson	WI	54016	Mon - Thurs 9:30am - 5pm; Fri 9:30am - 12pm	715-531-6755		Offers various support groups, as well as adolescent and adult treatment for alcohol and drug abuse. This is a 7 week program, 3 days per week with after care.
Family Learning Center	1901 Vine St	Hudson	WI	54016	By appointment	715-386-2851		Provides family and individual coaching, workshops and short-term counseling. "Relationship Matters" covers dispute management, anger management and assertiveness training. "Emotions Anonymous" provides support and short-term counseling for those coping with emotional concerns.
Pierce County Mental Health	412 West Kinne	Ellsworth	WI	54011	Mon - Fri 8am - 5pm			Outpatient services provided for individuals and families dealing with emotional problems. Provides assessment, evaluation and treatment. Crisis intervention assistance, emergency services and a variety of psychological testing services. Counseling includes marital, grief, parent-child, and family issues. Programs to promote emotional health, and prevent social and family problems. Resident of Pierce County of City of River Falls.
St. Croix County Behavioral Mental Health	1445 North 4th Street	New Richmond	WI	54017	Mon - Fri 8am - 4:30pm Evening appointments also available	715-246-8287; 715-273-6770 or 715-273-5051 after hours	<a href="http://www.co.saint-croix.wi.us">www.co.saint-croix.wi.us</a>	Offers outpatient mental health services and crisis intervention. Atlas House - inpatient home for mentally ill. County makes referral to this program (adults only). Resident of St. Croix County.
<b>INSURANCE &amp; LEGAL ACCESS</b>								
Access Wisconsin					24/7		<a href="https://access.wisconsin.gov/access/">https://access.wisconsin.gov/access/</a>	Website that provides information on food, nutrition, health insurance programs; and assists people in determining if they are eligible. Online application.
Badger Care +					Monday through Friday 8:00 am till 6:00 pm	1-800-362-3002	<a href="http://www.badgercareplus.org">www.badgercareplus.org</a>	Health insurance for families and children
Lakeview Prescription Assistance Program					Monday through Friday 8:00 am till 5:00 pm or leave message	(651) 430-8582		The Prescription Assistance Program helps qualifying individuals receive free and/or low-cost prescription medications from pharmaceutical companies and/or other sources. Eligibility: <ul style="list-style-type: none"> <li>•Your primary healthcare provider must be with the Stillwater Medical Group.</li> <li>•You do not have insurance OR your insurance does not include prescription drug coverage.</li> <li>•Eligibility guidelines vary depending upon the medication needed.</li> </ul>

Facility	Address	City	State	Zip	Hours	Phone Number	Website	Services Offered
<b>Polk County Human Services</b>	100 Polk County Plaza Suite #50	Balsam Lake	WI	54810	Mon - Fri 8:30am - 4:30pm	715-485-8400	<a href="http://www.co.polk.wi.us/">http://www.co.polk.wi.us/</a>	Offers a wide range of social service support programs through the Department of Human Services. Helps process applications for food share, Badger Care Plus, Medicaid and Energy Assistance. Provides child care assistance, emergency assistance, W2 assistance. Resident of Polk County.
<b>St. Croix County Economic Support</b>	1445 North 4th Street	New Richmond	WI	54017	Mon - Fri 8am - 4:30pm	715-246-8257	<a href="http://www.co.saintcroix.wi.us/">www.co.saintcroix.wi.us/</a>	Utilities assistance, transportation, Food Share, Medical Assistance, etc. Administers Badgercare health insurance program. Low income families. Resident of St. Croix County.
<b>St. Croix Valley Bar Association Free Legal Clinic</b> St. Croix County Government Center	1101 Carmichael Road	Hudson	WI	54016	2nd Monday of each month 6pm - 7:30pm No appointment necessary	715-386-4630	<a href="http://www.stcroixvalleybar.org">www.stcroixvalleybar.org</a>	Provides general legal information to members of the community in areas of: employment law, family law, landlord/tenant and small claims, criminal/traffic, estate planning/elder law/probate, real estate, business law, and debtor/creditor. Resident of St. Croix, Pierce, Polk, and Dunn Counties.
<b>NUTRITION, SHELTER, &amp; BASIC NEEDS</b>								
<b>ADRC Meals on Wheels</b>	1101 Carmichael Road	Hudson	WI	54016	By appointment	715-381-4360	<a href="http://www.co.saintcroix.wi.us/Departments/ADRC/default.htm">http://www.co.saintcroix.wi.us/Departments/ADRC/default.htm</a>	Offers home-delivered meals and congregate meals, age 60+ or disabled.
<b>Baldwin/Hammond Food Pantry</b>	920 6th Avenue	Baldwin	WI	54002	By appointment	715-688-3844		Food pantry, Baldwin, Woodville and Hammond School District
<b>C.O.M.E.</b>	258 N 3rd St	New Richmond	WI	54017	3rd Tues/month 5pm - 6:30pm	715-246-2133		Meals to families in need every third Tuesday of the month
<b>Five Loaves Food &amp; Clothing Center</b>	150 W 1st Street	New Richmond	WI	54017	Mon 12pm - 3pm 9am - 12pm Wed Fri 5pm - 7pm	715-246-5759 (clothing); 715-247-2944 (food)		Free food, clothing, bedding, toys and kitchen items.
<b>Hudson Christian Food Cupboard</b> St. Patrick's Church	1500 Vine St	Hudson	WI	54016	By appointment Thurs 9am - 12pm Mon	715-338-0332		Food pantry
<b>Operation HELP</b>	502 County Rd UU	Hudson	WI	54016	Mon - Wed 10am - 12pm Thurs 7am - 9pm Fri 10am - 12pm	715-386-0881	<a href="http://www.operationhelpstcroix.org">http://www.operationhelpstcroix.org</a>	Rent and utility assistance if threatened with eviction or disconnection. Christmas baskets, free clothing distribution in the fall, winter clothing. Must be resident of St. Croix County or City of River Falls through January. Assists with car repair.
<b>Salvation Army of St. Croix County</b> Grace Place - Faith House	203 Churchill Rd	Somerset	WI	54025	24/7	715-247-2944	<a href="http://www.usc.salvationarmy.org/usc/www.usc.graceplace.nsf/">www.usc.salvationarmy.org/usc/www.usc.graceplace.nsf/</a>	Offers short term emergency help for food, shelter, transportation, rent and utilities, auto repair, gas, bedding, Christmas baskets. Provides assistance for medical/dental and mental health needs. Grace Place and Faith House provide transitional housing for 30-90 days. Counseling, job placement and budget counseling are also available. Residents of St. Croix County.
<b>St. Croix Valley American Red Cross</b>	342 5th Ave N	Bayport	MN	55003	Mon - Fri 8am - 4pm	651-439-0031		Provides food, shelter, and clothing for families who are victims of disaster. Serves St. Croix, Polk, and Burnett counties, as well as eastern Washington county
<b>Sharing and Caring Hands</b>	425 N 7th St	Minneapolis	MN	55405	Office: Mon - Thurs 8:30am - 4:30pm	612-338-4640	<a href="http://www.sharingandcaringhands.org">www.sharingandcaringhands.org</a>	Must show personal identification; Offers hot meals, clothing, food shelf, household items, dental, legal aide, showers and haircuts.

Facility	Address	City	State	Zip	Hours	Phone Number	Website	Services Offered
<b>West CAP/Glenwood City Area Food Pantry</b>	525 2nd St	Glenwood City	WI	54013	Mon - Fri 8am - 4:30pm No appointment needed	715-265-4271	<a href="http://www.westcap.org">www.westcap.org</a>	Food pantry
<b>TRANSPORTATION</b>								
<b>ADRC (Aging Disability Resource Center)</b>	1101 Carmichael Road	Hudson	WI	54016	By appointment	715-381-4360	<a href="http://www.co.saintcroix.wi.us/Departments/ADRC/default.htm">http://www.co.saintcroix.wi.us/Departments/ADRC/default.htm</a>	Local specialized transportation of people 60+ or the disabled of any age, and long-distance medical trips provided by volunteers. Age 60+ or disabled.
<b>New Richmond Transport</b>	950 N. Knowles Ave PO Box 209	New Richmond	WI	54017	Available from 6am to 7pm everyday by appointment Office: Mon - Fri 9am - 3pm	715-246-2933		Transportation for disabled persons all over the state of Wisconsin
<b>OTHER</b>								
<b>Family Resource Center St. Croix Valley, Inc.</b>	857 Main St. PO Box 2087	Baldwin	WI	54002	Mon - Thurs 9am - 2pm	715-684-4440	<a href="http://www.frscv.org">www.frscv.org</a>	Parents as Teachers programming provides information, support and encouragement. Parents attending programs help their children develop optimally during the crucial early years of life. Promotes "Success by Six" philosophy. Programs include group meetings, personal home visits, screenings and a resource and referral network. Families with children ages 0-6. Polk, Pierce, and St. Croix counties.
<b>United Way St. Croix Valley</b>	516 Second St, Suite 214B	Hudson	WI	54016	24 hour phone/internet Office: Mon - Fri 8:30am - 4:30pm	715-377-0203	<a href="http://www.unitedwaystcroix.org">www.unitedwaystcroix.org</a>	Works to strengthen communities by supporting agencies that help families, people with disabilities, low income families, and community agencies. Maintains website with links to local organizations that it supports and provides other local information.
<b>United Way 2-1-1</b>					651-291-0211. 24/7, 365			Free, confidential referral to community agencies/assistance throughout the metro area.

### **Additional Resources by Topic:**

#### Family Violence

**Tubman Family Alliance Center:** 651-770-0777 (Crisis Line)

#### **Child Abuse Report Line:**

Anoka County: 763-422-7125; After Hours: 911  
Carver County: 952-361-1600; After Hours: 651-291-4680  
Dakota County: 952-891-7459; After Hours: 952-891-7171  
Hennepin County (24 hours): 612-348-3552  
Ramsey County: 651-266-4500; After Hours: 651-291-6795  
Scott County: 952-445-7751; After Hours: 952-445-CARE  
Washington County: 651-430-6457; After Hours: 651-291-6795

#### **Battered Women's Hotline** (24 hours)

Minnesota Coalition for Battered Women 651-646-0994  
(7-County Metro Area)

#### **Day One Center** (24 hours) 1-866-223-1111

Statewide referrals to battered women's shelters.

**Women's Advocates:** 651-227-8284

**St. Paul Intervention Project:** 651-645-2824

#### Rape

#### **Rape Crisis Lines:**

**Carver County Sexual Violence Center:** 952-448-5425

**24 Hour Crisis Line** 612-871-5111

**Dakota County Sexual Assault:** 651-405-1500

**Ramsey County Sexual Offense Services:** 651-643-3006

**24 Hour Crisis Line** 651-643-3022

**Washington County Sexual Assault Service:** 651-458-4116

**24 Hour Crisis Line** 651-777-1117

#### Runaways

**Runaway Hotline** (24 hours): 1-800-231-6946

**National Runaway Switchboard** (24 hours): 1-800-621-4000

**Project Offstreets** 612-252-1200

**Bridge for Runaway Youth** (24 hours): 651-771-0076

**Safe Zone** 651-224-9644

#### Sexually Transmitted Diseases (STDs)

**National STD Hotline** 1-800-227-8922

**MN Family Planning/STD Hotline** 1-800-783-2287

**Red Door Clinic (MPLS)** 612-348-6363

**Minnesota AIDS Line** 1-800-248-AIDS

**National HIV/AIDS Line** 1-800-342-2437

**St. Paul Public Health** 651-266-1200

#### Drug or Alcohol Emergencies

**Crisis Connection** (24 hours/7 days a week) 612-379-6363

#### Referral to Treatment

**Treatment Hotline** 1-800-662-HELP

**Anoka County** 763-442-7125 (kids) 763-442-7070 (adults)

**Carver County** 952-361-1600

**Dakota County** 952-554-6446

**Hennepin County** 612-879-3503

**Ramsey County** 651-266-4008

**Scott County** 952-496-8495

**Washington County** 651-430-2720

#### Support Groups

**Alcoholics Anonymous** (West Metro) 952-922-0880

#### **Alanon/Alateen**

West Metro: 952-920-3961

East Metro: 651-771-2208 or 651-771-2640

**Narcotics Anonymous** 952-939-3939

**Cocaine Anonymous** 763-323-3350

#### Food and Nutrition Programs

**Caroline Family Services** 651-772-1344

*Emergency food. Call for hours.*

**Center for Asians and Pacific Islanders** 651-721-0122

**Department of Indian Work** 651-644-2768

*Emergency food shelf; will serve non-native Americans on referral; no fee.*

**Mothers and Children** (MAC) 651-484-8241

*A supplemental food program for mothers and children. Mothers are eligible when pregnant and up to one year after birth. Children are eligible from birth until the month the child turns six. Financial eligibility guidelines are similar to WIC. Participants may not be on WIC. Some of the food provided include fruits, vegetables, milk, cereal, and formula.*

**Ramsey County Food Shelf Location** 651-484-5117

*Call for nearest food shelf.*

**Salvation Army** 651-224-6946

*Emergency food shelf assistance. Several locations.*

**WIC** (Women, Infant, and Children Nutritional Program)

**Anoka County** 763-422-7055

**Dakota County** 952-891-7525

**Hennepin County** 612-673-3500

**Ramsey County** 651-292-7000

**Scott-Carver-Dakota CAP Agency** 952-496-2125

**Washington County** 763-430-6658

#### HIV/AIDS

**Minnesota AIDS Project (MAP) AIDS Line** 1-800-248-AIDS

**National HIV/AIDS Line** 1-800-342-2437



**Aliveness Project** 612-822-7946

**American Red Cross**

Minneapolis 612-871-7676

St. Paul 651-291-6789

**Minnesota AIDS Project (MAP)** 612-341-2060

**St. Paul Public Health** 651-266-2400

**Central Avenue Clinic** 612-781-6816

**Common Health Clinic** 651-430-1880

**Family Tree, Inc.** 651-645-0478

**Fremont Clinic** 612-588-9411

**Red Door Clinic** 612-348-6363

**Southside Community Clinic** 612-822-3186

**St. Paul Public Health** (appointment necessary for HIV testing) 651-266-2400

**Wakota Life Care Center** 651-457-1195

**West Suburban Teen Clinic** 952-474-3251

**Youth and AIDS Project** 612-627-6820

Immigrant and Culturally Specific Resources

**Association for the Advancement of Hmong Women in Minnesota** 612-724-3066

*Provides Child Development Training, Family Education, and Family Supportive Services such as translation, advocacy, assistance in completing forms and making appointments, training with housing and drivers' education, problem-solving skills, finding and keeping jobs, and referrals for family violence*

**Center for Asians and Pacific Islanders** 612-721-0122

*Provides referrals to ESL classes, food shelf for Asian refugees, supportive services and cultural education, employment services, an elderly program, and caregiver program*

**Ethiopians in Minnesota** 651-645-4633

*Provides assistance to help welfare recipients find employment in order to get off welfare. One-on-one case management and advocacy, assists Ethiopians in regard to legal, immigration questions and translations*

**Chicanos Latinos Unidos en Servicios (CLUES)** 651-292-0117

*Provides counseling for families, individuals, couples, children and adolescents as well as chemical dependency counseling, case management for persons with HIV/AIDS, English classes, employment advocacy, women's program, seniors program, and employment and other health related programs.*

**Confederation of Somali Community in Minnesota** 612-338-5282

*Refugee assistance programs including: employment assistance for adults; supportive services; youth soccer program; health care access by helping with filling out medical forms, calling doctors for appointments and providing advocacy; child protection education about the rules in this country regarding child protection services; presentations to community on Somalian culture and community; cultural and community festivals; tobacco prevention program for youth ages 12-22; and Somali girls program offering recreation, academic service, cultural programming and performances*

**Korean Service Center** 612-342-1344

*Provides advocacy and support for Korean families, individuals and seniors. Translation services and advocacy in dealing with government, police, doctors, and public assistance agencies; housing assistance; meals for senior citizens; and domestic abuse services for victims of abuse.*

**Lao Family Community** 651-221-0069

*Provides family counseling and crisis intervention, chemical awareness program, employment services, and educational programs to Hmong and Lao persons*

**PEACE Africans Center** 612-339-7418

*PEACE is an umbrella African community since 1994 which provides support to all African refugees. Their mission is to assist and support immigrants and refugees by providing culturally appropriate services which enable them to fully participate in healthy western society while preserving and maintaining the many African cultures.*

**Somali Community of Minnesota** 612-871-6786

*Assistance to Somali refugees in Minnesota including employment, housing, food shelf, clothing and furniture, youth programs, and general advocacy. Legal advocates and social services also available.*

**Somalian Women's Association** 612-870-7001

*Basic Skills Classes, Domestic and Sexual Violence Advocacy Center, employment services, health education, referrals to child care, women's health care, schools for women and their children, employment, welfare, emergency food and housing, women's shelters and more. Information and advocacy related to housing, immigration and legal issues. Staff and volunteers will accompany women to meetings, help write letters and help resolve problems. Volunteer lawyers work with clients. Translation services also available.*

**Vietnamese Social Services** 651-644-1317

*Services for Vietnamese refugees and immigrants. Assistance for elders, employment, youth outreach, and health education*

Public Health Clinics

**Anoka County Public Health Nursing Service** 763-422-7030

**Bloomington Community Services** 952-948-8900

*Bloomington, Richfield, Edina*

**Carver County Community Health Services** 952-442-4493

**Dakota County Public Health Department** 651-552-3115

**Hennepin County Community Health** 612-348-3925

**Ramsey County Public Health** 651-266-2400

**Scott County Public Health Department** 952-496-8373

**Lead Poisoning Prevention Program** 651-266-1292

Medical Clinics

**Commonhealth Clinic** 651-430-1880

**Community Action Council**

*Free acute care services to unemployed or low income Dakota county residents. Parents must call for their children.*

**Neighborhood Health Care Network** 651-489-CARE

*Provides referrals to local clinics.*

**Open Cities Health Center** 651-290-9200

*Dental Care also*

**North End Health Center** 651-489-8021

**St. Mary's Health Clinic** 651-690-7029

*Metro-wide clinics, services to the uninsured.*

**Teenage Medical Service** 612-813-6125

**United Family Health Center** 651-293-9199

**West Side Community Health Center** 651-222-1816

**West Suburban Teen Clinic** 952-474-3251

**Women's Health** 651-266-1272

#### Health Care for the Homeless

**Dorothy Day Center** 651-293-1919

#### Health and Disability Associations

**American Cancer Society, MN Division** 612-925-2772

**American Diabetes Association, MN Affiliate** 763-593-5333

**American Heart Association, MN Affiliate** 952-835-3300

**American Lung Association** 651-227-8014

**Epilepsy Foundation of MN** 651-646-8675

**MN Relay Service (MRS)** (24 hour service to use TTY) 1-800-627-3529

**Muscular Dystrophy Association, Greater Twin Cities Chapter** 952-832-5517

**Spina Bifida Association of MN** 651-222-6395

**State Services for the Blind** 651-642-0500

**United Cerebral Palsy of MN** 651-646-7588

#### Pregnancy Testing and Counseling

**Annex-North Suburban Teen Clinic** 763-533-1316

**Face to Face Health and Counseling Service** 651-772-5555

**Family Tree, Inc.** 651-645-0478

**Health Start** 651-221-3429

**Life Care Centers**

**Apple Valley and West St. Paul** 952-431-5011

**East (Ramsey and Washington counties)** 651-776-2328

**North suburbs** 651-777-0350

**University** 651-603-1920

**Nucleus Clinic** 763-755-5300

**Planned Parenthood of MN/South Dakota**

**Brooklyn Center** 763-560-3050

**Burnsville** 952-890-0940

**Highland** 651-698-2406

**Minneapolis** 612-823-6300

**St. Paul** 651-489-1328

**Pregnancy Counseling Center** (24 hour counseling) 651-644-3937

**Ramsey County Public Health** 651-266-2400

**Teenage Medical Service** 612-813-6125

**Uptown Community Clinic** 612-374-4089

**Alpha Women's Center** 952-447-5683

**Birthright, Inc.** (St. Paul) 651-646-7033

**Catholic Charities** 651-641-1180

**Early Childhood Family Education** call Kids Can't Wait 1-800-KIDS-709

**Lutheran Social Services** (Minneapolis) 612-871-0221

**Parents Anonymous of MN** 1-800-621-6322

**WIC** (Women, Infant, and Children Nutritional Program)

**Anoka County** 763-422-7055

**Dakota County** 952-891-7525

**Hennepin County** 612-673-3500

**Ramsey County** 651-292-7000

**Scott-Carver-Dakota CAP Agency** 952-496-2125

**Washington County** 763-430-6658

**Mothers and Children Program (MAC)** 651-484-8241 - *Food program for low-income women who are pregnant or recently had a baby. Call to find a location near you and to find out if you are eligible.*

# Information Gaps

---

A description of any information gaps in the demographic or health data collected for this study

# Information Gaps

- While the following information gaps exist in the health data section of this report, please note that every effort was made to compensate for these gaps in the community conversations and review of current research.
- This assessment seeks to address the community's health needs by evaluating the most current data available. However, published data inevitably lags behind due to publication and analysis logistics. For example, 2009-2013 averages were used for mortality rates to give the most recent and accurate data.
- A variety of data sources were used to collect and analyze health behavior data. Due to these differences, direct comparisons between counties and across states should be made with caution. For example:
  - The most recent local overweight and obesity data by county is provided within the 2010 Metro Adult Health Survey for Dakota, Ramsey, Scott, and Washington Counties and within the 2010 SHAPE Survey for Hennepin County. The recently conducted Metro Shape 2014 Survey results will provide overweight and obesity data for all counties mentioned above in October 2015.
  - Senior Food Insecurity is a growing topic and is currently available at the state and national levels through the National Foundation to End Senior Hunger (NFESH) Annual Reports.
  - The 2010 SHAPE Survey for Hennepin County does not contain information on sugar-sweetened beverage consumption, and therefore could not be used to compare to the counties within the 2010 Metro Adult Health Survey.
- Timeframes for select data elements for the United States do not align with the timeframes for the study area but are reflective of the most recent year due to the fact that many data elements for the study area required a multi-year average due to low response volume. These occasions are noted in the “source” section of each data element.

# About Community Hospital Consulting

---

A description of Community Hospital Consulting, which is the organization that collaborated with the hospital to conduct this assessment



# About Community Hospital Consulting

- Based in Plano, Texas, CHC provides the resources and experience community hospitals need to improve quality outcomes, patient satisfaction and financial performance.
- For more information about CHC, please visit the website at [www.communityhospitalcorp.com](http://www.communityhospitalcorp.com).



# Appendix

---

- Additional Hospital Information and Findings
  - Summary of data sources
  - Demographic data findings
    - Health data findings

# Additional Hospital Biographies

---

A brief description of the other hospitals within  
the HealthPartners system





# About Regions Hospital

- Established in 1872, joined HealthPartners in 1993
- Teaching and research hospital
- Level I trauma center for adults and children
- Specialty care in trauma, burn, emergency, heart, orthopedics, neurosciences, oncology and mental health
- 454 bed hospital in St. Paul, MN
- 967 physicians and resident physicians
- More than 25,000 annual admissions
- More than 2,500 babies born each year at the Birth Center
- Second largest provider of charity care in Minnesota



# About Lakeview Health

- Includes Stillwater Medical Group, Lakeview Hospital and the Lakeview Foundation
- Lakeview Health was formed in 2005, joined HealthPartners in 2011
- Lakeview Hospital is the fifth oldest hospital in Minnesota, dating back to 1880
- Lakeview Hospital is a 97-bed acute-care hospital, with 4,100 inpatient admissions in 2013
- Stillwater Medical Group operates three primary care clinics in Stillwater and Mahtomedi, MN and Somerset, WI and a Clinic at Walmart in Oak Park Heights, MN
- Stillwater Medical Group had 98 provider FTEs in 2013
- Stillwater Medical Group had more than 189,000 patient visits in 2013
- Lakeview Health provided a total system community benefit of more than \$14 million in 2012



# About Hudson Hospital & Clinic

- Opened in 1953, joined HealthPartners in 2009
- In 2013, celebrated 60 years in the community
- 1,500 annual inpatient admissions
- More than 10,000 Emergency Center and 10,000 Specialty Clinics patients annually
- Internationally recognized, award-winning Healing Arts Program
- Nationally and locally recognized, award-winning sustainability efforts
- In 2012, contributed nearly \$3 million in community benefits
- About 60 medical staff (many more credentialed and active)
- New medical office building opened in April 2014



# About Amery Hospital & Clinic

- Opened in 1956, joined HealthPartners in 2014
- 25 bed critical access hospital in Amery, WI
- 4 clinic locations, 2 fitness centers, dialysis center, wound healing center, 10-bed geriatric mental health center and assisted living facility
- About 1,150 annual inpatient admissions
- About 40 medical staff (many more credentialed and active)
- New onsite MRI, nuclear medicine scanner, CT scanner and mammography unit
- Environmentally friendly facility built in 2007 with rain gardens, green roof, and community walking trail along the Apple River



# About Park Nicollet Methodist Hospital

- Established in 1892 and joined HealthPartners in 2013
- Specialty care includes oncology, cardiology, maternity and neuro-rehabilitation medicine, critical care and bariatrics
- 426 bed hospital located in St. Louis Park, MN, connected to Fraumshuh Cancer Center and Heart and Vascular Center
- Average daily census of 254 patients
- 960 physicians and resident physicians
- More than 25,000 annual admissions, 3,100 births and 50,000 Emergency Center patients treated each year






# Study Area

---

Additional hospital study areas

# Regions Hospital Study Area

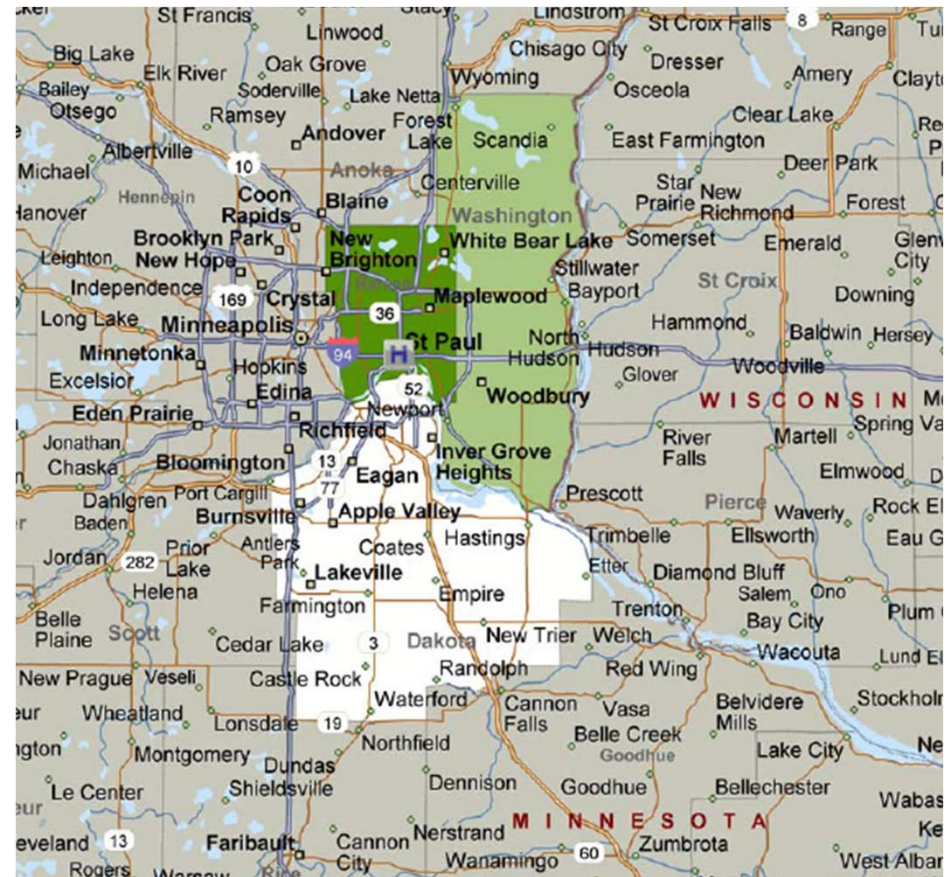
-  Ramsey County makes up 50.2% of inpatient discharges
-  Washington County makes up 11.9% of inpatient discharges
-  Dakota County makes up 11.9% of inpatient discharges

\*The "H" indicates the hospital




Regions Patient Origin by County CY 2014

County	State	CY 2014 Discharges	% of Total	Cumulative % of Total
Ramsey	MN	12,904	50.2%	50.2%
Washington	MN	3,056	11.9%	62.0%
Dakota	MN	3,051	11.9%	73.9%
Other		6,717	26.1%	100.0%
<b>Total</b>		<b>25,728</b>	<b>100.0%</b>	

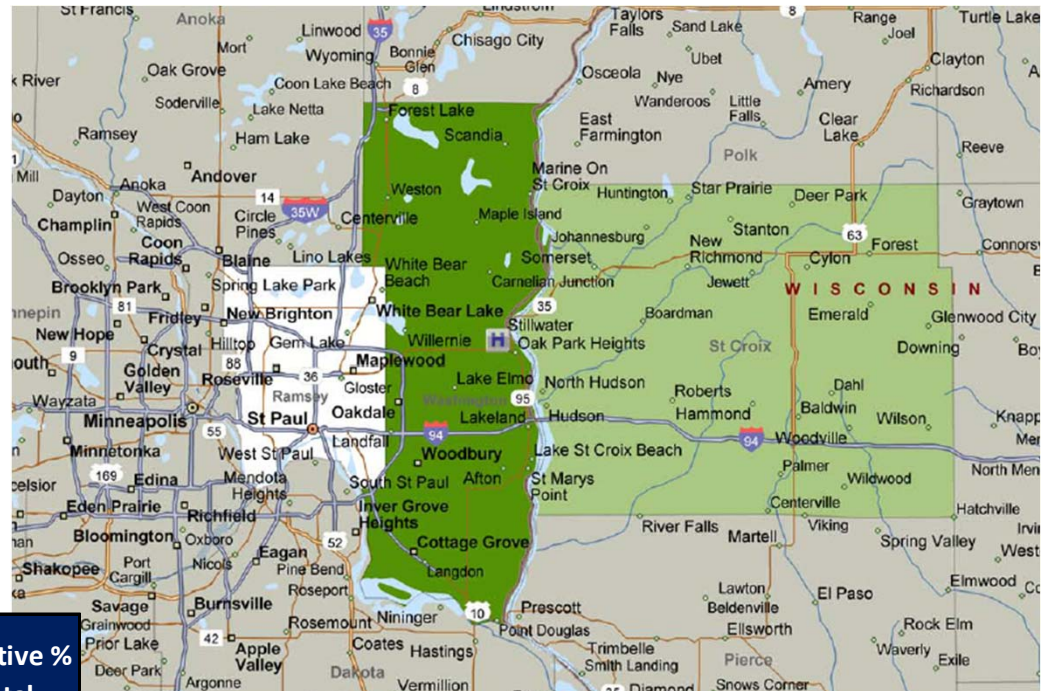
Source: Hospital inpatient discharge data by DRG; Normal Newborns MS-DRG 795 excluded



# Lakeview Hospital Study Area

-  Washington County makes up 52.5% of inpatient discharges
-  St. Croix County makes up 16.6% of inpatient discharges
-  Ramsey County makes up 11.8% of inpatient discharges

\*The "H" indicates the hospital



Lakeview Hospital Patient Origin by County CY 2014

County	State	CY 2014 Discharges	% of Total	Cumulative % of Total
Washington	MN	1,988	52.5%	52.5%
St. Croix	WI	627	16.6%	69.1%
Ramsey	MN	446	11.8%	80.8%
Other		726	19.2%	100.0%
<b>Total</b>		<b>3,787</b>	<b>100.0%</b>	

Source: Hospital inpatient discharge data by DRG; Normal Newborns MS-DRG 795 excluded



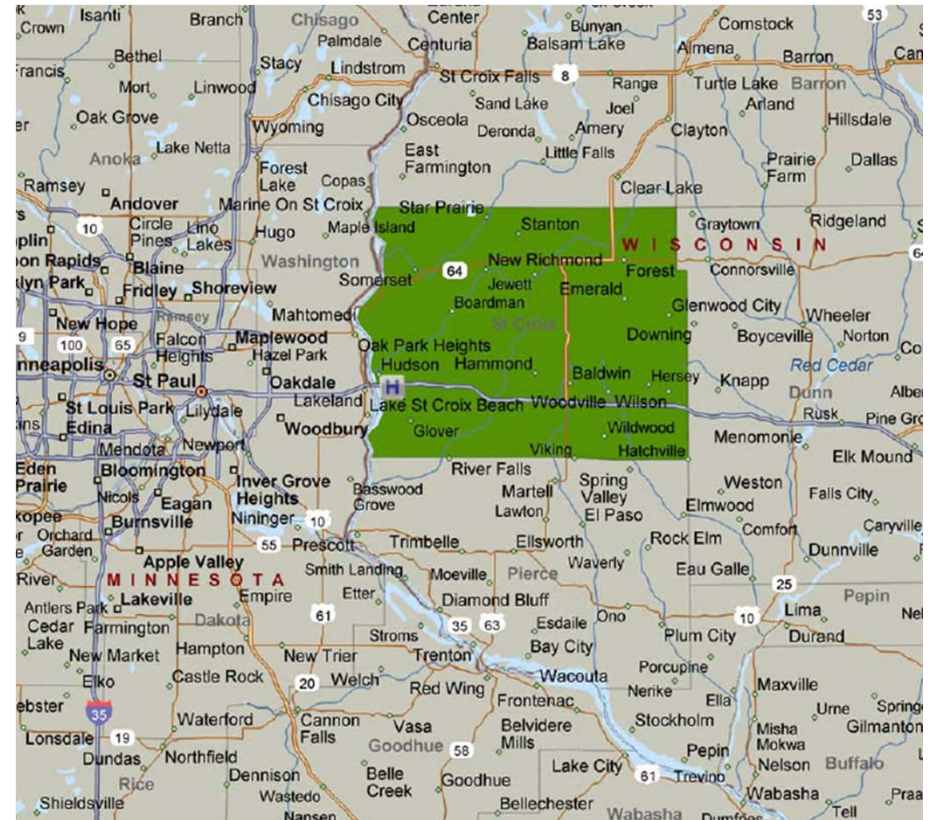


# Hudson Hospital & Clinic Study Area



St. Croix County makes up 69.2% of inpatient discharges

\*The "H" indicates the hospital



**Hudson Hospital & Clinic Patient Origin by County CY 2014**

County	State	CY 2014 Discharges	% of Total	Cumulative % of Total
St. Croix	WI	1,176	69.2%	69.2%
Other		523	30.8%	100.0%
<b>Total</b>		<b>1,699</b>	<b>100.0%</b>	

Source: Hospital inpatient discharge data by DRG; Normal Newborns MS-DRG 795 excluded

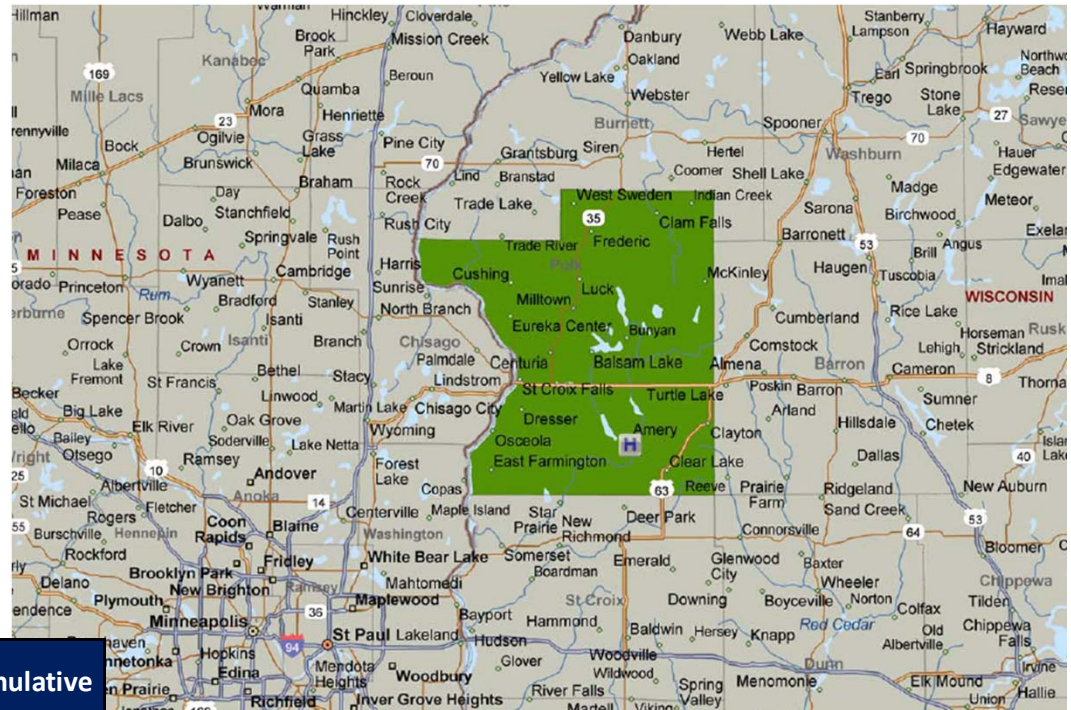


# Amery Hospital & Clinic Study Area



Polk County makes up 69% of inpatient discharges

\*The "H" indicates the hospital






Amery Patient Origin by County CY 2014

County	State	CY 2014 Discharges	% of Total	Cumulative % of Total
Polk	WI	776	69.0%	69.0%
Other		349	31.0%	100.0%
<b>Total</b>		<b>1,125</b>	<b>100.0%</b>	

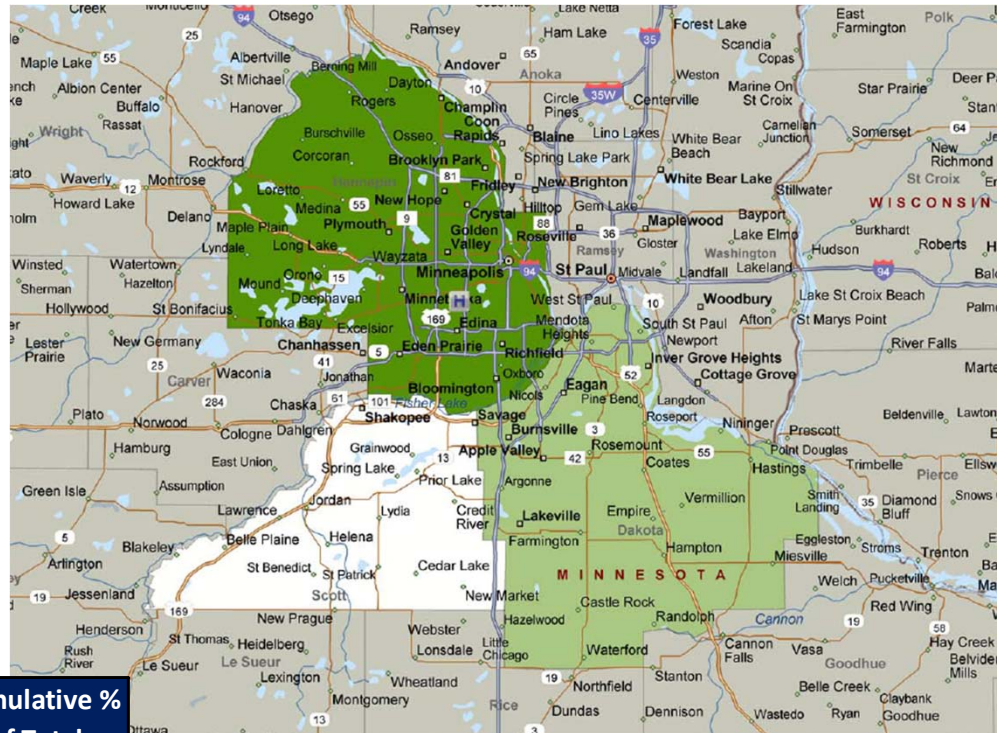
Source: Hospital inpatient discharge data by DRG; Normal Newborns MS-DRG 795 excluded



# Park Nicollet Methodist Hospital Study Area

-  Hennepin County makes up 78.1% of inpatient discharges
-  Dakota County makes up 5.9% of inpatient discharges
-  Scott County makes up 3% of inpatient discharges

\*The "H" indicates the hospital



**Park Nicollet Methodist Hospital  
Patient Origin by County CY 2014**

County	State	CY 2014 Discharges	% of Total	Cumulative % of Total
Hennepin County	MN	17,199	78.1%	78.1%
Dakota County	MN	1,310	5.9%	84.0%
Scott County	MN	664	3.0%	87.1%
Other		2,851	12.9%	100.0%
<b>Total</b>		<b>22,024</b>	<b>100.0%</b>	

Source: Hospital inpatient discharge data by DRG; Normal Newborns MS-DRG 795 excluded



# Findings from Current Research for Additional Hospitals

---

A review of recently conducted Community Health Needs Assessments, including community input collected from persons with expert knowledge of public health in the community served by the hospital



# Dakota County

## Healthy People / Healthy Communities:

## 2013 Dakota County Community Health Assessment

### Methodology Summary:

The Healthy Dakota Initiative utilized an adapted version of the Mobilizing for Action through Partnerships and Planning (MAPP) model. The Healthy Dakota Initiative Steering Committee completed the following three assessments: Community Themes and Strengths Assessment, Forces of Change Assessment, and Community Health Status Assessment. This process included an extensive review of available data indicators, as well as the systematic collection of community input.

### Community Input – Required Groups:

1. State, local, tribal, or regional governmental public health department (or equivalent department or agency) with knowledge, information, or expertise relevant to the health needs of the community

- The Dakota County CHA was conducted and produced by the Dakota County Public Health Department, spearheaded by Bonnie Brueshoff (Public Health Director, Dakota County Public Health Department).

2. Members of medically underserved, low-income, and minority populations in the community, or individuals or organizations serving or representing the interests of such populations

- Two members of the Steering Committee were from the Dakota County Human Services Advisory Committee
- The Community Health Opinion Survey
- Follow-up version of the Community Health Opinion Survey

### Hospital Involvement:

Connie Marsolek, representative from Park Nicollet Clinic - Burnsville, served as one of the 11 members of the Healthy Dakota Initiative Steering Committee.

Elizabeth Lincoln, Program Officer from the Park Nicollet Foundation, served on the Mental Health Action Team for the Healthy Dakota Initiative.

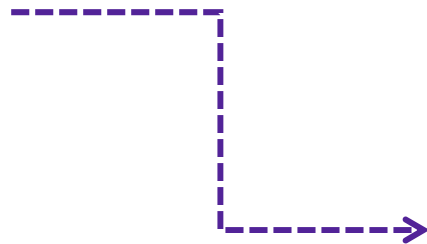


# Dakota County

## Healthy People / Healthy Communities: 2013 Dakota County Community Health Assessment

### Community Input Findings:

- Safety
- Tobacco, alcohol, and other drug use
- Chronic disease and conditions
- Physical activity
- Mental health



### Overall Health Needs Identified:

- Mental Illness
- Physical activity / eating habits / obesity
- Use of alcohol, tobacco, and other drugs
- Promoting mental health
- Public health funding
- Preventing / managing chronic conditions
- Income / poverty / employment
- Healthy start for children and adolescents
- Access to health care
- Affordable housing



# Hennepin County

## 2012-2015 County Community Health Improvement Plan for Hennepin County Residents

### Methodology Summary:

The Community Health Improvement Plan for Hennepin County was a collaboration of five local community health boards and multiple community partners. Together, this diverse partnership conducted a survey, an analysis of available health data, and three community health forums to identify top priorities and develop strategies to address important health goals.

### Community Input – Required Groups:

1. State, local, tribal, or regional governmental public health department (or equivalent department or agency) with knowledge, information, or expertise relevant to the health needs of the community	<ul style="list-style-type: none"><li>• The Hennepin County Human Services and Public Health, Minneapolis Department of Health and Family Support, and Bloomington Division of Public Health for the Community Health Boards of Bloomington, Edina and Richfield served as the convening partners for the project.</li></ul>
2. Members of medically underserved, low-income, and minority populations in the community, or individuals or organizations serving or representing the interests of such populations	<ul style="list-style-type: none"><li>• CHIP Survey</li><li>• Three CHIP Forums</li></ul>

### Hospital Involvement:

Deanna Varner and Donna Zimmerman, both representatives from HealthPartners, were members of the CHIP Leadership Group for the Hennepin County Community Health Needs Assessment.



Source: 2012-2015 Community Health Improvement Plan for Hennepin County Residents; [http://www.hennepin.us/~media/hennepinus/your-government/projects-initiatives/documents/Appendix%20%20MAPP%20Process\\_20131217.pdf](http://www.hennepin.us/~media/hennepinus/your-government/projects-initiatives/documents/Appendix%20%20MAPP%20Process_20131217.pdf); data accessed July 11, 2015

# Hennepin County

## 2012-2015 Community Health Improvement Plan for Hennepin County Residents

### CHIP Survey Findings:

#### Characteristics of a Healthy Community:

- Access to affordable quality health care
- Access to affordable opportunities to be physically active
- Safe places / reduced crime
- Access to affordable healthy foods
- Social and community connectedness
- Engaged, committed, motivated, and informed residents

#### Changes to Make:

- Improve local access to affordable health care
- Improve local opportunities for affordable physical activities
- Improve local access to affordable health foods

### CHIP Forum Findings:

#### Characteristics of a Healthy Communities:

- Safety
- Environments that foster health
- Community connectedness & engagement
- Economic vitality
- Equitably accessible high quality infrastructure
- Basic needs are met
- Quality educational opportunities
- Good physical and mental health
- Multi-sector leaders promote the common good
- Active participation in creating health

### Strategic Health Issues and Goals:

- **Maternal and Child Health:** Increase childhood readiness for school.
- **Nutrition, Obesity and Physical Activity:** Increase regular physical activity and proper nutrition through improvements to the physical environment.
- **Social and Emotional Wellbeing:** Increase community and social connectedness.
- **Health Care Access:** Develop health care access strategies that will help achieve the targeted goals above.
- **Social Conditions that Impact Health:** Develop health care access strategies that will help achieve the targeted goals above.



Source: 2012-2015 Community Health Improvement Plan for Hennepin County Residents; [http://www.hennepin.us/~media/hennepinus/your-government/projects-initiatives/documents/Appendix%20%20MAPP%20Process\\_20131217.pdf](http://www.hennepin.us/~media/hennepinus/your-government/projects-initiatives/documents/Appendix%20%20MAPP%20Process_20131217.pdf); data accessed July 11, 2015



# Ramsey County

## Ramsey County Community Health Improvement Plan 2014-2018

### Methodology Summary:

The Ramsey County Community Health Improvement Plan was produced by the Saint Paul - Ramsey County Public Health Department in collaboration with several community partners, represented on the CHIP Committee (CHIPC). The CHIPC dedicated time to regularly scheduled meetings, reviewed available health data, examined external "forces of change", conducted the Community Health Concerns Survey, and identified priority health issues and themes.

### Community Input – Required Groups:

1. State, local, tribal, or regional governmental public health department (or equivalent department or agency) with knowledge, information, or expertise relevant to the health needs of the community

- The Ramsey County Community Health Improvement Plan (CHIP) was conducted and produced by Saint Paul - Ramsey County Public Health.

2. Members of medically underserved, low-income, and minority populations in the community, or individuals or organizations serving or representing the interests of such populations

- More than 80 residents and community leaders from the public, private and nonprofit sectors met from April - November 2013
- Community Health Concerns Survey

### Hospital Involvement:

HealthPartners was a Committee Member Organization for the Ramsey County Community Health Improvement Plan (CHIP), devoting regular meeting time to CHIP work and serving as a key participant in the planning process.



# Ramsey County

## Ramsey County Community Health Improvement Plan 2014-2018

### Strategic Health Issues and Goals:

*(Rated as 1 or 2 – indicated high need – by at least 1 group)*

- Safety
- Distracted Driving
- Lack of Health Insurance
- Poverty
- Lack of Medical Services that are low/no cost
- Tobacco use by youth
- Alcohol use by underage youth
- Driving under the influence of drugs
- Unemployment
- Youth gang activity
- High blood pressure
- Alcohol abuse among adults
- Language/communication barriers in accessing health care services

### Overall Health Needs Identified:

- Social Determinants of Health
- Nutrition, Weight and Active Living
- Access to Health Services
- Mental Health / Mental Disorders / Behavioral Health
- Violence Prevention



# Scott County

## Scott County Community Health Improvement Plan 2015-2019

### Methodology Summary:

The Scott County Public Health Department facilitated in, conducted, and participated in the Scott County Community Health Improvement Plan 2015-2019. The process included an analysis of publicly available data and the systematic collection of community input from key community stakeholders and representatives of underserved populations. The Community Health Steering Committee went through a multi-step process to identify priorities. Six priority health issues were identified, and three final health priorities were selected.

### Community Input – Required Groups:

1. State, local, tribal, or regional governmental public health department (or equivalent department or agency) with knowledge, information, or expertise relevant to the health needs of the community	<ul style="list-style-type: none"><li>• The Scott County Community Health Improvement Plan was conducted and produced by the Scott County Public Health Department.</li></ul>
2. Members of medically underserved, low-income, and minority populations in the community, or individuals or organizations serving or representing the interests of such populations	<ul style="list-style-type: none"><li>• Public Forums</li><li>• Discussions within the Scott County Health Care Systems Collaborative</li><li>• Survey on Mental Health Issues</li></ul>

### Hospital Involvement:

Libby Lincoln, a representative from the Park Nicollet Foundation, served on the Scott County Health Matters: Statewide Health Improvement Program Community Leadership Team and the Scott County Health Care System Collaborative Team.




# Scott County

## Scott County Community Health Improvement Plan 2015-2019

### Initial Health Priorities:

- Strengthen Early Identification of Infants and Toddlers: Health Development
- Mental Health
- Chronic Disease Prevention: Through Healthy Eating and Physical Activity
- Sexually Transmitted Infections
- Teen Alcohol Use
- Exposure to Second Hand Smoke



### Three Final Health Priorities:

- **Chronic Disease Prevention:** Healthy Eating & Physical Activity
- **Identifying at Risk Infants and Toddlers:** Healthy Development
- **Mental Health:** Healthy Communities



# Washington County

## Washington County Community Health Improvement Plan 2014

### Methodology Summary:

The 2014 Washington County Community Health Improvement Plan utilized elements of the Mobilizing for Action through Partnerships and Planning (MAPP) model. This process included a review of available health data, as well as the systematic collection of community input.

### Community Input – Required Groups:

1. State, local, tribal, or regional governmental public health department (or equivalent department or agency) with knowledge, information, or expertise relevant to the health needs of the community	<ul style="list-style-type: none"><li>• The Washington County Community Health Improvement Plan was conducted and produced by Washington County Department of Public Health and Environment.</li></ul>
2. Members of medically underserved, low-income, and minority populations in the community, or individuals or organizations serving or representing the interests of such populations	<ul style="list-style-type: none"><li>• Washington County Residential Survey</li><li>• Washington County Community Health Opinion Survey</li><li>• Key Informant Interviews</li><li>• Adult Listening Sessions</li><li>• Youth Listening Sessions</li></ul>

### Hospital Involvement:

Lakeview Health Foundation participated in and provided input for the Washington County Community Health Improvement Plan.



# Washington County

## Washington County Community Health Improvement Plan 2014

### Initial Categories of Health Issues: (Used for Prioritization)

- Obesity, Nutrition and Physical Activity
- Chronic Disease and Conditions
- Mental Health
- Substance Abuse
- Tobacco Use
- Injury and Violence
- Environmental Health
- Access to Health Services
- Maternal and Child Health
- Infectious Diseases



### Overall Health Needs Identified:

- **Obesity** in children and adults due to poor nutrition and physical activity.
- Premature death and disability from **chronic diseases** due to tobacco use.
- **Behavioral health problems** among children and adults due to substance abuse and mental illness.



# Polk County

## Polk County 2020 Community Health Improvement Plan Version 2014-2016

### Methodology Summary:

The Polk County Community Health Improvement Plan 2014-2016 was conducted in collaboration with:

- Polk County Health Department
- Amery Hospital & Clinic
- Osceola Medical Center
- St. Croix Regional Medical Center

The assessment was initiated in mid-2012 and included a review of comprehensive health data, an analysis of body mass index information from local clinic records and health and lifestyle data from community surveys.

### Community Input – Required Groups:

1. State, local, tribal, or regional governmental public health department (or equivalent department or agency) with knowledge, information, or expertise relevant to the health needs of the community

2. Members of medically underserved, low-income, and minority populations in the community, or individuals or organizations serving or representing the interests of such populations

- The Polk County 2020 Community Health Improvement Plan was conducted in collaboration with the Polk County Health Department.

- Community Surveys

### Hospital Involvement:

Amery Hospital & Clinic was one of four collaborating organizations that conducted and produced the Polk County Community Health Improvement Plan.



# Polk County

## Polk County 2020 Community Health Improvement Plan Version 2014-2016

The County Health Rankings compare the health status of the county to other counties across the state. Of the 72 ranked counties in Wisconsin, Polk County ranks:

Category	Polk County
<b>Health Outcomes</b>	<b>33</b>
<b>Health Factors</b>	<b>36</b>
Health Behaviors	19
Clinical Care	64
Social and Economic Factors	33
Physical Environment	53





# Polk County (Finding #1 - Mental Health)

## Polk County 2020 Community Health Improvement Plan Version 2014-2016

### Health Data:

- Self-harm is the second leading cause of hospitalization in Polk County
- The suicide rate in Polk County is nearly twice the state's rate (23 vs. 13 per 100,000)
- Approximately 15% of Polk County youth reported that they seriously considered committing suicide in the past year.
- Between 2007 and 2009, 17 children were hospitalized in Polk County for self-harm.

### Community Input:

- On the Community Health Survey, 16% of respondents said they have been diagnosed with depression or a mental health disorder
- The 4% of respondents on the Community Health Survey who reported they have considered suicide, 22% reported that they are doing “nothing” to address these concerns.



Source: Healthy Polk County 2020 Community Health Improvement Plan Version 2014-2016; <http://healthypolkcounty.com/healthy-polk-county-2020/>; data accessed July 11, 2015

# Polk County (Finding #2 – Obesity)

## Polk County 2020 Community Health Improvement Plan Version 2014-2016

### Health Data:

- Polk County and Wisconsin (28%) exceed the national goal of 25%.
- The increase in annual health care costs for every obese adults exceeds \$1,400.
- Obese youth are more likely to become obese adults, putting them at risk of having lifelong health consequences.

### Community Input:

- On the Community Health Survey, just over one-third of respondents described their weight as “healthy”, nearly half reported they were “slightly overweight”, and 14% said they were “very overweight”.
- In the first six months of 2012, approximately 65% of patients were screened for height and weight in medical centers in Polk County. More than 40% of screened patients were obese and nearly 30% were overweight.



# Polk County (Finding #3 – Unhealthy Alcohol Use)

## Polk County 2020 Community Health Improvement Plan Version 2014-2016

### Health Data:

- An estimated 38 million people per year in the United States drink too much.
- The prevalence of excessive drinking in Polk County (23%) and Wisconsin (24%) far exceeds the national goal of 8%.
- Approximately 24% of boys and 16% of girls in Polk County report having had their first drink of alcohol before age 13.
- Motor vehicle crashes are the leading cause of death in Polk County, with a rate more than twice the state's rate. Alcohol is involved in three times as many fatal car crashes than in the state overall.

### Community Input:

- On the Community Health Survey, approximately 30% of respondents reported binge drinking in the past month.



# Polk County Priority Comparison

## 2009 vs. 2014-2016 Priorities

### 2009 CHNA Health Priorities

- Physical Activity
- Adequate, Appropriate and Safe Nutrition
- Tobacco Use and Exposure
- Mental Health
- Unhealthy Alcohol and Drug Use

### 2014-2016 CHIP Health Priorities

- Mental Health
- Obesity
- Unhealthy Alcohol Use



Source: Community Health Needs Assessment Report -2009 Polk County Wisconsin

Source: Healthy Polk County 2020 Community Health Improvement Plan Version 2014-2016; <http://healthypolkcounty.com/healthy-polk-county-2020/>; data accessed July 11, 2015

# Polk County Healthy Wisconsin

## Healthy Wisconsin Health Plan 2020 Overview

- ***Healthiest Wisconsin 2020: Everyone Living Better, Longer*** represents the third decade of statewide community health improvement planning designed to benefit the health of everyone in Wisconsin and the communities in which they live, play, work, and learn. The vision reflects the plan's twin goals:
  - Improve health across the life span
  - Eliminate health disparities and achieve health equity

### Infrastructure Focus Areas

- Access to quality health services
- Collaborative partnerships for community health improvement
- Diverse, sufficient, competent workforce that promotes and protects health
- Emergency preparedness, response and recovery
- Equitable, adequate, stable public health funding
- Health literacy and health education
- Public health capacity and quality
- Public health research and evaluation
- Systems to manage and share health information and knowledge

### Health Focus Areas

- Adequate, appropriate, and safe food and nutrition
- Chronic disease prevention and management
- Communicable disease prevention and control
- Environmental and occupational health
- Healthy growth and development
- Mental health
- Oral health
- Physical activity
- Reproductive and sexual health
- Tobacco use and exposure
- Unhealthy alcohol and drug use
- Violence and injury prevention



Source: Community Health Needs Assessment Report -2009 Polk County Wisconsin

Source: Healthy Polk County 2020 Community Health Improvement Plan Version 2014-2016; <http://healthypolkcounty.com/healthy-polk-county-2020/>; data accessed July 11, 2015

# Summary of Community Conversations Conducted by Regions Hospital

---

A review of findings from the community  
conversations conducted by Regions Hospital



# Background

## Regions Hospital Community Conversations

- Regions Hospital conducted 2 community conversations during the summer of 2015 to gather input from under-represented groups in the community, including linguistically diverse populations.

### **Community Conversation #1**

Interpreters from various Organizations, 10 Attendees  
Conducted: June 16, 2015

Organization & Language Represented
<u>Park Nicollet</u> : Somali, Spanish
<u>Language Banc</u> : Oromo/Amharic, Somali
<u>Itasca Interpretation Services</u> : Karen
<u>Kim Tong</u> : Vietnamese, Spanish
<u>Regions</u> : Oromo/Amharic, Vietnamese

### **Community Conversation #2**

Community Organizations, 11 Attendees  
Conducted: July 14, 2015

Organization Represented
African American Breast Cancer Alliance
Impetus - Let's Get Started LLC
Neighborhood House
Open Cities Health Center
Union Gospel Mission
Vital Aging Network



# Summary of Findings

## Regions Hospital Community Conversations

- Access to Mental Health Services
- Access to Dental Services
- Healthcare System Barriers
- Focus on Prevention and Education
- Access to Healthy Lifestyle Resources
  - Contributing to obesity and diabetes
- Barriers to Care for Diverse Populations
- Community Connectedness





# Survey Summary

## Regions Hospital Community Conversations

- A brief survey was conducted to rank the top health care initiatives. The top five issues were:
  1. Improving access to health care for populations with limited services
  2. Promoting positive health habits
  3. Promoting change in negative habits
  4. Improving access to preventive care
  5. Increasing the proportion of residents who have access to medical insurance coverage

If you were in charge of improving the health of the communities that you serve, what is the one thing you would do?



# Access to Mental Health Services

## Regions Hospital Community Conversations

- **Cultural Stigma Towards Mental Health**
  - Many Vietnamese community members remain in denial about their mental health.
    - Mental health diagnoses/medication are sometimes viewed as ‘offensive.’
  - Spanish and Somali populations have difficulty navigating the system due to lack of education or lack of access to a computer.
  - Somali participants believe parental awareness of the system is crucial. If a parent doesn’t understand the system, they can’t be an advocate for their child.
  - Isolated older adults may develop depression and anxiety, but many deny it or do not want to discuss it.
  - Strengthen mental health through peer and community support. These are as important as the traditional medical model of service delivery.
- **Culturally Sensitive Education About Available Services**
  - Many populations are afraid to ask questions.
- **Lack of Timely Healthcare Access**
  - Appointments are weeks out, which is too long to wait for someone in crisis.
  - Many insurance policies don’t cover mental health services.



# Access to Dental Services

## Regions Hospital Community Conversations

- **Limited Dental Care Affordability**
  - Misunderstandings and cost barriers are prevalent in certain communities.
  - Somali participants described copays as too expensive.
  - Spanish interpreters described dental check-ups as accessible.
    - It is more difficult to access specialty dental care (geographic gap between specialists and clinics), and it is worse for pediatric specialty care.
- **Limited Dental Care Access**
  - Access to affordable dental care is severely limited for Medicare patients.
  - Oromo representatives reported a fear regarding dental care. Many are afraid the dentist may take out their teeth or damage their teeth with deep cleaning.
  - Many insurance companies don't provide dental insurance, or providers don't accept the insurance people do have.



# Healthcare System Barriers

## Regions Hospital Community Conversations

- **Lack of Access to Appropriate Level of Care**
  - There is confusion regarding appropriate access of different levels of care (Primary Care vs. Urgent Care vs. Emergency Room).
  - The primary care system does not seem to be accommodating. Patients will choose the Emergency Room because it is open and no appointment is needed.
  - Many feel that access to the Emergency Room is less complicated.
- **Higher Expectation of Emergency Rooms**
  - Many representatives (Oromo, Vietnamese, Spanish, Hmong) believe that there is more equipment and more thorough testing in the Emergency Room.
  - Somali representatives believe that there aren't enough doctors in the urgent care setting. They will end up sending you to the Emergency Room, so going to the hospital is better.



# Healthcare System Barriers Cont.

## Regions Hospital Community Conversations

- **Cultural Sensitivity and Humility**
  - There can be stereotypes from healthcare providers about age/people of color/etc.
  - Providers need to learn to communicate more effectively with patients, and provide immigrants with access to culturally competent care in their own language.
  - Providers should practice cultural humility with patients and the community in order to connect the medical and community models.
  - Encourage providers to approach patients and communities with cultural humility.
- **Lack of a Holistic Approach**
  - Especially with diabetes and food choice that are culturally appropriate.
- **“Advocating for Yourself” is Difficult**
  - Some patients feel there is a power differential between doctors and patients.



# Prevention and Education

## Regions Hospital Community Conversations

- **Need for Increased Focus on Prevention and Education**
  - There seems to be a lack of belief, or focus, on preventive care.
  - For example, people tend to only go to the dentist or doctor when something hurts, but do not usually go as a preventative measure.
- **Community Education on Healthcare Access is Necessary**
  - Many people do not know which healthcare resources are available to them, and navigating the healthcare system can be overwhelming.
  - There can be a lack of follow-up with patients who need it.
- **Encouragement to Seek Care**
  - Fear of a diagnosis and/or stigma surrounding a diagnosis can prevent people from seeking treatment.
  - There is a need to stress importance of early diagnosis.



# Access to Healthy Lifestyle Resources

## Regions Hospital Community Conversations

- Limited Access to Healthy, Affordable Foods
  - Obesity and diabetes are of particular concern.
- Lack of Adequate Education/Understanding Regarding Nutrition
  - There is a lack of understanding about how to control diabetes.
  - Regarding childhood diabetes, full family involvement is crucial, particularly in the Spanish-speaking community.
- Culturally-tailored Nutrition Education
  - Food education needs to be in primary language if possible, with photos of portion sizes.
- Community Support
  - Role models and community support are critical: “If others you know attend programs, you will too.”
  - The community must own it and feel responsible for it to flourish.



# Access to Healthy Lifestyle Resources Cont.

## Regions Hospital Community Conversations

- **Healthy Lifestyle Promotion**
  - Need for advertising where people go for information (i.e., church, bus stops, etc.)
  - Vietnamese representatives suggested family-based programs as a motivation for people to attend healthy lifestyle programs.
  - Hmong representatives believe that people will not go to healthy lifestyle programs unless they are introduced at special events.
- **Monetary and Programming Support (noted specifically by community organizations)**
  - Grant funding is an asset to the community, but cycles may need to be extended past 12 months
  - There was mention about the medical community investing in the community and grand providers meeting with the community to set goals



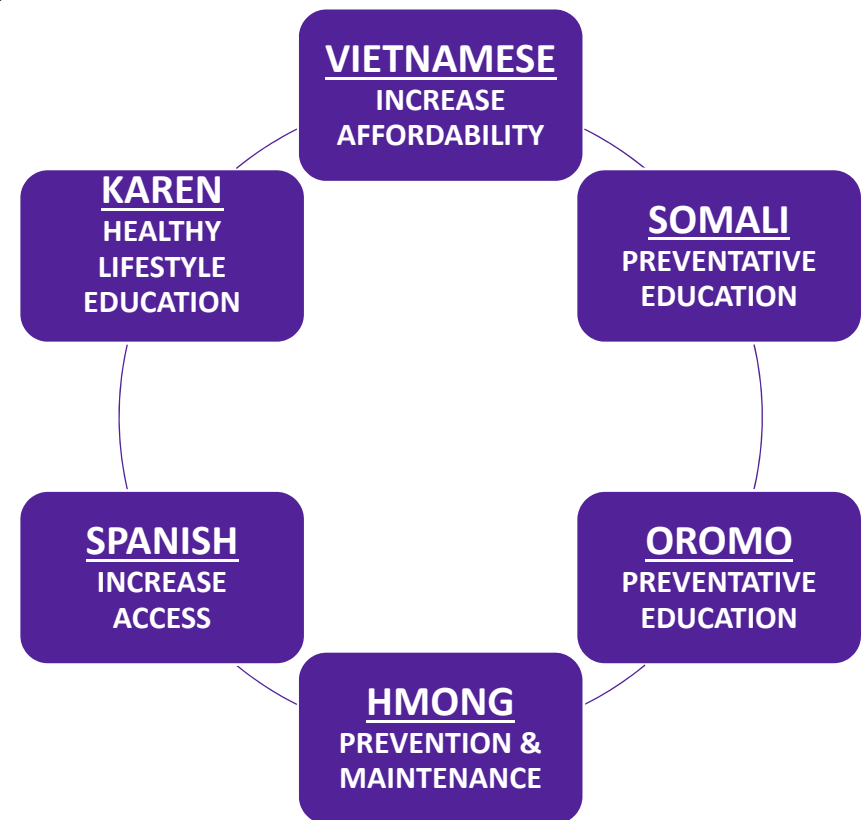


# Barriers to Care for Diverse Populations

## Regions Hospital Community Conversations

- Linguistically diverse populations are at an increased risk of facing access barriers and receiving inadequate care.
- Additional populations that are at an increased risk are:
  - Low-income
  - Immigrants
  - Elderly who are fragile and isolated
  - LGBTQ population
  - Homeless youth
  - Unemployed
  - People who did not complete school
- Concerns include:
  - Transportation
  - Medication management
  - Limited medical coverage
  - Cost barriers
  - Culturally appropriate care

If you were in charge of improving the health of the communities that you serve, what is the one thing you would do?



Source: Community Conversations conducted by Regions Hospital; June 16, 2015 & July 14, 2015

# Community Connectedness

## Regions Hospital Community Conversations

- **Integration of Medical and Community Models**
  - Build partnerships across the medical and local communities by capitalizing upon existing assets and engaging residents.
- **Community Members as Resources**
  - Residents have time, desire, connections, and creative ideas, but not always enough resources to see those ideas through.
  - Train community members to provide information to others, so medical providers do not necessarily need to be present (EX: Latino community churches).
  - Somali representatives suggested a need for community health workers who follow up with patients and explain the benefits of a prescribed medication.
- **Linguistically Diverse Community Assets**
  - There are many Hmong (Hmong American Partnership – joined with Karen groups), Oromo, Vietnamese (Vietnamese Family Services), and Somali programs within the community.
  - Wellness programs for people aged 50+.



# Summary of Community Conversations Conducted by Lakeview Hospital

---

A review of findings from the community  
conversations conducted by Lakeview Hospital



# Background

## Lakeview Hospital Community Conversations

- Lakeview Hospital conducted 2 community conversations during the summer of 2015 to gather input from various groups in the community, including representatives of under-served populations.

### Community Conversation #1

Members of Community Health Action Team  
Conducted: May 15, 2015

Name	Role
Cheryl Hale	Nursing, Stillwater Area Public Schools
Shelly Rock	Parish Nursing, Lakeview
Susan Whalen	Private Practice Psychologist
Allie Schmidt	Pregnancy Counselor, Evolve Adoption
Diane Cragoe	School Programs Coordinator, Family Means
Jean Streetar	Washington County Public Health
Cathy Dyball	Community Thread
Jen Kowalsky	Community Member

### Community Conversation #1

Members of Health and Wellness Advisory Committee  
Conducted: July 15, 2015

Name	Role
Sue Hedlund	Retired Public Health Deputy Director
Lowell Johnson	Director of Public Health, Washington County
Rick Robbins	Community Member & Marketing Professional
Denise Pontrelli	Superintendent of Schools, Stillwater
Ron Phillippo	Community Member & Retired Boy Scout Executive



# Summary of Findings

## Lakeview Hospital Community Conversations

- Access to Mental Health Services
- Chemical and Substance Abuse Issues
- Access to Adequate Nutrition and Physical Activity
- Need to “connect people to services and to each other”

# Survey Summary

## Lakeview Hospital Community Conversations

- A brief survey was conducted to rank the top health care initiatives. The top health care needs were:
  - Promoting change in negative habits
  - Promoting positive health habits
  - Improving access to health care for populations with limited services
  - Increasing the proportion of residents who have access to health coverage
  - Promoting chronic disease management

If you were in charge of improving the health of the communities that you serve, what is the one thing you would do?



# Access to Mental Health Services

## Lakeview Hospital Community Conversations

- **Top Priority**
  - Five out of eight community conversation members reported mental health as the top need in the community.
- **Mental Health Stigma & Gaps in Access**
  - There is a need to decrease stigma and close the gap in access to services.
  - There is a continued need to work on stigma, and create resources that people are confident in.
  - Connecting providers with needs can be difficult. There is an overall need to connect “need” with the “help.”
- **Preventive Education**
  - Education is necessary to help people identify early signs of mental illness and next steps for treatment.
- **Lack of Resources**
  - The community does not have facilities to take people with mental health issues. The ambulance will not take them, so the sheriff has to bring them to Regions Hospital.



# Chemical and Substance Abuse Issues

## Lakeview Hospital Community Conversations

- Substance Abuse
  - Abuse of prescription medications, opiates in particular, is a concern in the community.
  - The community lacks continuing alcohol and tobacco education, including e-cigs and non-smoking forms.
  - There is an increase in drug use among high school students and young adults in the Stillwater area.
  - There is a problem with marijuana’s increasing acceptance and the perception that it is low risk, including a “weed justification” of “it’s okay because it’s okay in other states.”
- Parental Education
  - There is a need to educate adults and guardians about new forms of common substances. For example, weed wax and other non-traditional forms of marijuana are common.
  - There are now “how-to” drug use apps.





# Nutrition and Physical Activity

## Lakeview Hospital Community Conversations

### Assets

- *PowerUp* is an important and visible resource in the area.

### Needs

- Health Literacy
  - Lack of health and wellness literacy is a problem in the community.
- Lack of Healthy Food for Specific Populations
  - There is food inequity in the area, and access to nutritious foods for the elderly is severely limited.
- Lack of Resources
  - The community lacks a recreation department and facilities that are available are being under utilized.
    - *PowerUp* open gyms help with this issue.
  - Additional partnerships between Washington County/Stillwater Schools/Lakeview Hospital might be beneficial on this front.
  - “It might be a coordination problem, not a facilities problem.”
- School Wellness
  - New policies are being proposed to the school board.
  - Budget cuts are impacting schools’ abilities to staff nurses.



# Create Connections

## Lakeview Hospital Community Conversations

- **Establishing Community Connections**
  - “Connecting people to services and to each other” was a recurring theme in both community conversations conducted by Lakeview Hospital.
  - This need is applicable across conditions and communities, including mental health.
  - Lakeview Hospital can be influential by continuing to connect patients to available services.
  - Lakeview can continue to collaborate with partners to share resources and increase awareness of resources.
- **Building a Healthier Community**
  - Increasing access to necessary resources and connecting community members who share similar experiences will increase the health and quality of life of the whole community.



# Summary of Community Conversation Conducted by Amery Hospital & Clinic

---

A review of findings from the community  
conversation conducted by Amery Hospital &  
Clinic



# Background

## Amery Hospital & Clinic Community Conversation

- Amery Hospital & Clinic conducted 1 community conversation during the summer of 2015 to gather input from various community members, including those with insight from under-served populations.

### Community Conversation #1

Diverse Community Members

Conducted: August 20, 2015

Community Conversation Attendee Organization / Role
Amery EMS
Amery Community Member
AHC Employee
Amery Fire Chief
City of Amery
Amery Community Festival Committee Lead



# Summary of Findings

## Amery Hospital & Clinic Community Conversation

- Access to Mental Health Services
- Alcohol and Other Chemical Abuse Issues
- Nutrition and Physical Activity
- Healthcare System Barriers / Misuse
- Community Strengths and Leadership

# Access to Mental Health Services

## Amery Hospital & Clinic Community Conversation

- **Lack of Access to Mental Health Services**
  - Participants noted lack of access to mental health services as one of the biggest health needs in the community.
  - There is “no place to bring [these patients] within Polk County.”
- **Limited Services**
  - Inpatient services are provided at Amery, but they are limited to ages 45+.
  - Outpatient services are provided at Amery Behavioral Health, but it can be difficult to get appointments.
  - There are not any services available for patients in crisis.
- **Many do not want to seek treatment because there is a stigma associated with having a mental health condition.**



# Alcohol and Chemical Abuse

## Amery Hospital & Clinic Community Conversation

- **Substance Use and Mental Health**
  - Drug and alcohol usage was also noted as one of the biggest health concerns in the community.
  - It was noted that drug and alcohol use can be connected to mental health issues.
- **Limited Services**
  - The closest facility for drug and alcohol treatment is located in Duluth.
- **Children are at Risk**
  - It was mentioned that there is a feeling among youth that drugs are okay if they are “natural.”
  - The internet can provide inaccurate and misleading information.
  - There is a significant familial influence regarding growing up with drugs / alcohol in the home.



# Nutrition and Physical Activity

## Amery Hospital & Clinic Community Conversation

- Access to Healthy Lifestyle Resources
  - There are adequate programs that promote healthy lifestyles, but physical activity was still noted as a significant concern.
  - One person mentioned that a swimming pool might increase access to physical activity resources.
- Sugar Intake
  - Community members may need additional information on the risks associated with high sugar consumption.
- Vulnerable Populations
  - Low income community members are most at risk for unhealthy lifestyles.





# Healthcare System Barriers / Misuse

## Amery Hospital & Clinic Community Conversation

- **Barriers**

- Transportation

- Lack of understanding or knowledge of services may be an issue. For example, the Amery Hospital & Clinic Van service could be advertised as alternative to ambulance after ER visit.

- Medication management may be a concern for the elderly.

- Home visits were suggested to assist with this issue.

- **Misuse**

- Healthcare System

- It was mentioned that community members may “know the system too well.” For example, a patient may wait until the Urgent Care is closed so they don’t have a copay.

- Fire Department

- It was noted that over half of calls are routine calls rather than emergency.

- **Community education** may be helpful.



# Community Strengths and Leadership

## Amery Hospital & Clinic Community Conversation

- **Strengths**

- Personal touch
- Safe
- Community collaboration
- Support for community projects and fund raisers
- Healthy lifestyle resources
  - Gyms, expert help, nutrition, diabetes and pregnancy counseling

- **Leadership**

- The community needs someone to spearhead issues and support will follow.
- It is important to take on leadership roles and let the community know that there are several people / organizations willing to help or connect you with those that can help.



# Summary of Data Sources

---

# Summary of Data Sources

## Demographics

- This study utilizes demographic data from the United States Census Bureau, as well as the American Community Survey. This data can be accessed at <http://www.census.gov/popest/>.
- Feeding America, Map the Meal Gap is used to evaluate overall and child food insecurity. Data can be accessed at <http://www.feedingamerica.org/hunger-in-america/our-research/map-the-meal-gap/2013>.
- The National Foundation to End Senior Hunger (NFESH) commissions research from national authorities in fields of aging, healthcare, and senior hunger, and additionally conducts their own in-house research and analysis that have or will have an impact on the aging population and prevalence of senior hunger. Data can be accessed at <http://www.nfesh.org/research/>.
- Graduation data was collected from the Minnesota Department of Education, Data Reports and Analytics and the Wisconsin Department of Public Instruction, Wisconsin Information System for Education, Data Dashboard.
  - Minnesota: [w20.education.state.mn.us/MDEAnalytics/Data.jsp](http://w20.education.state.mn.us/MDEAnalytics/Data.jsp)
  - Wisconsin: [wisedash.dpi.wi.gov/Dashboard/portalHome.jsp](http://wisedash.dpi.wi.gov/Dashboard/portalHome.jsp)
- The United States Bureau of Labor Statistics, Local Area Unemployment Statistics provides unemployment statistics by county and state. This data can be accessed at <http://www.bls.gov/lau/#tables>.
- This study also used demographic data collected by Community Commons, a site which is managed by the Institute for People Place and Possibility, the Center for Applied Research and Environmental Systems, and Community Initiatives. Data can be accessed at <http://www.communitycommons.org/>.



# Summary of Data Sources

## Health Data

### **Health Data**

- The County Health Rankings are made available by the Robert Wood Johnson Foundation and the University of Wisconsin Population Health Institute. The Rankings measure the health of nearly all counties in the nation and rank them within states. The Rankings are compiled using county-level measures from a variety of national and state data sources. These measures are standardized and combined using scientifically-informed weights. This data can be accessed at <http://www.countyhealthrankings.org/>.
- The Minnesota Department of Health, Minnesota Public Health Data Access was used to collect various statistics, including asthma, childhood immunizations, etc. Data can be found at <https://apps.health.state.mn.us/mndata/>.
- The Minnesota Student Survey was used to provide information on student health behaviors and student perceptions on a variety of indicators. Information about the survey and data can be found at <http://www.health.state.mn.us/divs/chs/mss/>.
- The 2010 Metro Adult Health Survey data was used to collect and analyze adult health behaviors such as physical activity, fruit and vegetable consumption, sugar-sweetened beverage intake, binge drinking, and tobacco use in Dakota, Ramsey, Scott, and Washington Counties in Minnesota. Information about the survey and data can be found at <https://sites.google.com/site/publichealthdata/Home/metro-adult-health-survey>.
- The 2010 Survey of the Health of All the Population and the Environment (SHAPE) data was used to provide information on adult health behaviors such as physical activity, fruit and vegetable consumption, sugar-sweetened beverage intake, binge drinking, and tobacco use in Hennepin County in Minnesota. Information about the survey and data can be found at <http://www.hennepin.us/your-government/research-data/shape-surveys>.
- The Wisconsin Department of Health Services, WISH Query was used to collect and analyze a variety of health data statistics for St. Croix County and Wisconsin, including mortality data, birth data, cancer incidence, etc. Data can be accessed at <https://www.dhs.wisconsin.gov/wish/index.htm>.



# Summary of Data Sources

## Health Behaviors Detailed Sourcing

### Exercise and Physical Activity

Source: Minnesota Department of Health, Metro Adult Health Survey Data Book 2010, <https://sites.google.com/site/publichealthdata/Home/metro-adult-health-survey>, data accessed August 28, 2015

Definition: During the past 30 days, other than your regular job, did you participate in any physical activities or exercises such as running, aerobics, golf, gardening, or walking for exercise?

Source: Hennepin County, SHAPE Survey, <http://www.hennepin.us/SHAPE>; data accessed August 28, 2015

Definition: During the past 30 days, other than your regular job, did you participate in any physical activities or exercises such as running, calisthenics, golf, gardening, or walking for exercise?

Source: Minnesota Center for Health Statistics, Minnesota Student Survey 2013, [www.health.state.mn.us/divs/chs/mss/](http://www.health.state.mn.us/divs/chs/mss/); data accessed June 10, 2015

Source: Centers for Disease Control and Prevention, BRFSS Chronic Health Indicators, <https://chronicdata.cdc.gov/browse?q=county&sortBy=relevance&utf8=%E2%9C%93>; data accessed September 2, 2015

Source: Centers for Disease Control and Prevention, Data, Maps and Trends, <http://www.cdc.gov/obesity/data/databases.html/>; data accessed September 8, 2015

Source: St. Croix County Community Health Needs Assessment and Improvement Plan 2014-2016; <http://www.healthiertogetherstcroix.org/resources/>; data accessed August 31, 2015

### Nutrition

Source: Minnesota Department of Health, Metro Adult Health Survey Data Book 2010, <https://sites.google.com/site/publichealthdata/Home/metro-adult-health-survey>, data accessed August 28, 2015

Definition: Total servings of fruit and vegetables eaten yesterday

Definition: How many glasses of each of the following did you drink yesterday? Think of a "glass" as a 12-oz serving. (Pop or soda [regular])

Source: Hennepin County, SHAPE Survey, <http://www.hennepin.us/SHAPE>; data accessed August 28, 2015

Definition: Total servings of fruits and vegetables consumed yesterday

Source: Minnesota Center for Health Statistics, Minnesota Student Survey 2013, [www.health.state.mn.us/divs/chs/mss/](http://www.health.state.mn.us/divs/chs/mss/); data accessed August 28, 2015

Definition: Males having five or more drinks on one occasion, females having four or more drinks on one occasion

Definition: Proportion of the population who currently smokes everyday

Source: Institute for Health Metrics and Evaluation, US County Profiles, <http://www.healthdata.org/us-county-profiles>; data accessed September 2, 2015

Source: Centers for Disease Control and Prevention, BRFSS Chronic Health Indicators, <https://chronicdata.cdc.gov/browse?q=county&sortBy=relevance&utf8=%E2%9C%93>; data accessed September 2, 2015

Source: St. Croix County Community Health Needs Assessment and Improvement Plan, <http://www.healthiertogetherstcroix.org/resources/attachment/complete-ht-chna-chip-2014-2016/#>; data accessed September 2, 2015



# Summary of Data Sources

## Health Behaviors Detailed Sourcing

### Binge Drinking and Smoking

Definition: Males having five or more drinks on one occasion, females having four or more drinks on one occasion

Metro Adult Health 2010 Survey: Among those who have smoked at least 100 cigarettes in their entire lives: do you now smoke cigarettes everyday, some days, or not at all?

SHAPE Survey: Current Smoking Status

Source: Minnesota Department of Health, Metro Adult Health Survey Data Book 2010, <https://sites.google.com/site/publichealthdata/Home/metro-adult-health-survey>, data accessed August 28, 2015

Source: Centers for Disease Control and Prevention, BRFSS Chronic Health Indicators, <https://chronicdata.cdc.gov/browse?q=county&sortBy=relevance&utf8=%E2%9C%93>; data accessed September 2, 2015

Source: Institute for Health Metrics and Evaluation, US County Profiles, <http://www.healthdata.org/us-county-profiles>; data accessed September 2, 2015

Source: Hennepin County, SHAPE Survey, <http://www.hennepin.us/SHAPE>; data accessed August 28, 2015

Source: Minnesota Adult Tobacco Survey, 2010 Update, <http://www.health.state.mn.us/divs/chs/tobacco/mats2010finalfeport.pdf>; data accessed September 2, 2015

Source: Minnesota Student Survey 2013, <http://www.health.state.mn.us/divs/chs/mss/statewidetables/statetablesbygrade13.pdf>; data accessed September 3, 2015

Definition: Males having five or more drinks on one occasion, females having four or more drinks on one occasion

Definition: Proportion of the population who currently smokes everyday

Source: Institute for Health Metrics and Evaluation, US County Profiles, <http://www.healthdata.org/us-county-profiles>; data accessed September 2, 2015

Source: Centers for Disease Control and Prevention, BRFSS Chronic Health Indicators, <https://chronicdata.cdc.gov/browse?q=county&sortBy=relevance&utf8=%E2%9C%93>; data accessed September 2, 2015

Source: St. Croix County Community Health Needs Assessment and Improvement Plan, <http://www.healthiertogetherstcroix.org/resources/attachment/complete-ht-chna-chip-2014-2016/#>; data accessed September 2, 2015

### Mental Health

Source: Minnesota Student Survey 2013, <http://www.health.state.mn.us/divs/chs/mss/statewidetables/statetablesbygrade13.pdf>; data accessed September 3, 2015

Source: St. Croix County Community Health Needs Assessment and Improvement Plan, <http://www.healthiertogetherstcroix.org/resources/attachment/complete-ht-chna-chip-2014-2016/#>; data accessed September 2, 2015

Source: MN Compass, Minnesota Hospital Association, Center for Disease Control National Center for Health Statistics, [www.mncompass.org/health/mental-health-admissions#7-4471-d](http://www.mncompass.org/health/mental-health-admissions#7-4471-d); data accessed June 12, 2015

Source: County Health Rankings, Minnesota and Wisconsin 2015, [http://www.countyhealthrankings.org/sites/default/files/state/downloads/CHR2015\\_MN\\_0.pdf](http://www.countyhealthrankings.org/sites/default/files/state/downloads/CHR2015_MN_0.pdf); data accessed September 3, 2015

Notes: Psychiatric hospital admissions includes all instances in which the primary diagnosis/reason for treatment is mental illness. Admissions refers to the number of admittances and not individual patients. It is possible that some individuals were admitted for psychiatric illness more than once within a given year. Counties refer to the home address of the patient, not the location of the hospital where the patient was admitted. Chemical dependency, which can also affect a person's mental state, is tracked separately. The Twin Cities includes the following counties: Anoka, Carver, Dakota, Hennepin, Ramsey, Scott and Washington

Note: Mental health providers is the ratio of the county population to the number of mental health providers including psychiatrists, psychologists, licensed clinical social workers, counselors, marriage and family therapists and advanced practice nurses specializing in mental health care.



# Summary of Data Sources

## Previous and Current Research

- The following reports were summarized and incorporated into this report.
  - Healthy People / Healthy Communities: 2013 Dakota County Community Health Assessment
  - 2012 - 2015 Community Health Improvement Plan for Hennepin County Residents
  - Ramsey County Community Health Improvement Plan 2014-2018
  - Scott County Community Health Improvement Plan 2015-2019
  - 2014 Washington County Community Health Improvement Plan
  - Polk County 2020 Community Health Improvement Plan Version 2014-2016
  - St. Croix County Community Health Needs Assessment and Improvement Plan 2014-2016
  - PowerUp Family Community Survey (St. Croix and Washington Counties)





# Summary of Data Sources

## Community Conversations

- Community Hospital Consulting provided community conversation agendas, conversation guides, and other materials for community conversations that were conducted by the following facilities:
  - Regions Hospital: June 16, 2015 & July 14, 2015
  - Lakeview Hospital: May 15, 2015 & July 15, 2015
  - Amery Hospital & Clinic: August 20, 2015

# Demographic Data Findings

---

### Total Population

Annual Estimates of the Resident Population: April 1, 2010 to July 1, 2014

Location	2010	2014	2010-2014 Change	2010-2014 % Change
Dakota	399,146	412,529	13,383	3.4%
Hennepin	1,154,184	1,212,064	57,880	5.0%
Ramsey	509,372	532,655	23,283	4.6%
Scott	130,480	139,672	9,192	7.0%
Washington	238,897	249,283	10,386	4.3%
<b>Minnesota</b>	<b>5,310,418</b>	<b>5,457,173</b>	<b>146,755</b>	<b>2.8%</b>
Polk	44,154	43,437	-717	-1.6%
St. Croix	84,398	86,759	2,361	2.8%
<b>Wisconsin</b>	<b>5,689,268</b>	<b>5,757,564</b>	<b>68,296</b>	<b>1.2%</b>

Source: U.S. Census Bureau, Population Division; factfinder.census.gov; data accessed May 15, 2015

### Total Population

Community Commons

Total Population	Total Land Area (Square Miles)	Population Density (Per Square Mile)
Report Area	3,644	711
Dakota	562	716
Hennepin	553	2,115
Ramsey	152	3,389
Scott	356	373
Washington	384	628
Polk	914	48
St. Croix	722	118
<b>Minnesota</b>	<b>79,605</b>	<b>67</b>
<b>Wisconsin</b>	<b>54,143</b>	<b>105</b>
<b>United States</b>	<b>3,530,998</b>	<b>88</b>

Source: Community Commons, HealthPartners Health Indicator Report, <http://assessment.communitycommons.org/CHNA/report>; data accessed August 28, 2015

### Population Change by Race

Annual Population Estimates

Race	2010									
	Dakota	Hennepin	Ramsey	Scott	Washington	Minnesota	Polk	St. Croix	Wisconsin	
White	349,371	891,799	370,074	115,035	211,394	4,623,461	43,032	81,448	5,036,923	
Black or African American	19,301	139,229	57,465	3,507	8,728	280,949	96	562	367,021	
American Indian and Alaska Native	2,032	13,898	4,960	1,232	1,201	67,325	463	368	60,100	
Asian	17,857	73,213	59,888	7,535	12,190	217,792	162	916	131,828	
Native Hawaiian and Other Pacific Islander	257	812	376	120	98	2,958	7	25	2,505	
Two or More Races	9,734	33,474	15,877	2,499	4,525	111,440	445	1,026	88,609	
<b>Total</b>	<b>398,552</b>	<b>1,152,425</b>	<b>508,640</b>	<b>129,928</b>	<b>238,136</b>	<b>5,303,925</b>	<b>44,205</b>	<b>84,345</b>	<b>5,686,986</b>	

Race	2014									
	Dakota	Hennepin	Ramsey	Scott	Washington	Minnesota	Polk	St. Croix	Wisconsin	
White	355,488	919,703	373,242	121,458	217,966	4,677,716	42,044	83,623	5,057,797	
Black or African American	23,403	153,314	62,566	4,985	10,790	320,423	162	614	378,526	
American Indian and Alaska Native	2,200	14,129	5,079	1,484	1,286	71,960	479	401	64,192	
Asian	20,046	86,888	73,400	8,667	13,827	256,896	219	884	152,512	
Native Hawaiian and Other Pacific Islander	312	696	436	137	130	3,391	9	38	2,858	
Two or More Races	11,080	37,334	17,932	2,941	5,284	126,787	524	1,199	101,679	
<b>Total</b>	<b>412,529</b>	<b>1,212,064</b>	<b>532,655</b>	<b>139,672</b>	<b>249,283</b>	<b>5,457,173</b>	<b>43,437</b>	<b>86,759</b>	<b>5,757,564</b>	

Source: U.S. Census Bureau, Population Division; [www.census.gov/popest/data/index.html](http://www.census.gov/popest/data/index.html); data accessed August 29, 2015

### Population by Ethnicity

#### 2009-2013 American Community Survey 5-Year Estimates

Ethnicity	Dakota	Hennepin	Ramsey	Scott	Washington	Minnesota	Polk	St. Croix	Wisconsin
Hispanic or Latino (of any race)	24,825	78,843	37,150	5,987	8,527	257,144	688	1,745	345,866
Not Hispanic or Latino	377,481	1,091,780	478,582	126,787	232,788	5,090,596	43,217	83,167	5,361,005
Total	402,306	1,170,623	515,732	132,774	241,315	5,347,740	43,905	84,912	5,706,871

Source: U.S. Census Bureau, 2009-2013 5-Year American Community Survey; factfinder.census.gov; data accessed May 15, 2015

### Population by Ethnicity (%)

#### 2009-2013 American Community Survey 5-Year Estimates

Ethnicity	Dakota	Hennepin	Ramsey	Scott	Washington	Minnesota	Polk	St. Croix	Wisconsin
Hispanic or Latino (of any race)	6.2%	6.7%	7.2%	4.5%	3.5%	4.8%	1.6%	2.1%	6.1%
Not Hispanic or Latino	93.8%	93.3%	92.8%	95.5%	96.5%	95.2%	98.4%	97.9%	93.9%
Total	100.0%	100.0%	100.0%	100.0%	100.0%	100.0%	100.0%	100.0%	100.0%

Source: U.S. Census Bureau, 2009-2013 5-Year American Community Survey; factfinder.census.gov; data accessed May 15, 2015

### Population Change by Age

#### Annual Population Estimates

Age	2010								
	Dakota	Hennepin	Ramsey	Scott	Washington	Minnesota	Polk	St. Croix	Wisconsin
0-19	113,912	290,665	135,728	41,768	68,825	1,431,211	11,438	24,628	1,502,196
20-34	76,118	271,754	121,313	23,704	40,684	1,071,237	6,607	15,466	1,108,246
35-54	123,246	325,434	131,503	42,718	74,655	1,488,992	12,888	26,256	1,599,419
55-64	45,460	133,758	58,915	11,722	28,988	629,364	6,208	9,527	699,811
65 and older	39,816	130,814	61,181	10,016	24,984	683,121	7,064	8,468	777,314
Total	398,552	1,152,425	508,640	129,928	238,136	5,303,925	44,205	84,345	5,686,986

Age	2014								
	Dakota	Hennepin	Ramsey	Scott	Washington	Minnesota	Polk	St. Croix	Wisconsin
0-19	112,502	298,816	140,183	43,476	68,650	1,424,995	10,416	24,341	1,457,969
20-34	79,078	286,545	128,987	24,834	43,740	1,067,065	6,442	15,008	1,104,272
35-54	117,970	323,145	128,748	43,672	71,675	1,473,135	11,762	25,626	1,539,084
55-64	53,013	152,082	65,763	14,738	33,290	711,836	6,787	11,204	780,371
65 and older	49,966	151,476	68,974	12,952	31,928	780,142	8,030	10,580	875,868
Total	412,529	1,212,064	532,655	139,672	249,283	5,457,173	43,437	86,759	5,757,564

Source: U.S. Census Bureau, Population Division; www.census.gov/popest/data/index.html; data accessed August 29, 2015

### Median Age

#### Annual Estimates

Location	2010	2011	2012	2013	2014
Dakota	36.8	37.1	37.3	37.5	37.7
Hennepin	35.9	36.0	36.0	36.1	36.2
Ramsey	34.6	34.5	34.6	34.5	34.6
Scott	34.8	35.1	35.2	35.5	35.7
Washington	38.3	38.5	38.8	38.9	39.0
Minnesota	37.4	37.5	37.6	37.7	37.8
Polk	42.5	43.1	43.8	44.3	44.7
St. Croix	36.7	37.1	37.6	38.0	38.3
Wisconsin	38.5	38.7	38.9	39.0	39.2

Source: U.S. Census Bureau, Population Division; www.census.gov/popest/data/index.html; data accessed August 29, 2015

### Median Household Income

#### 2011-2013 Annual Estimates

Location	2011	2012	2013
Dakota	\$70,064	\$71,574	\$73,833
Hennepin	\$60,811	\$62,500	\$64,331
Ramsey	\$51,719	\$53,707	\$56,293
Scott	\$81,586	\$86,324	\$85,481
Washington	\$77,069	\$80,647	\$81,052
<b>Minnesota</b>	<b>\$56,944</b>	<b>\$58,828</b>	<b>\$60,664</b>
Polk	\$46,872	\$50,026	\$49,138
St. Croix	\$64,490	\$69,436	\$69,641
<b>Wisconsin</b>	<b>\$50,401</b>	<b>\$51,063</b>	<b>\$51,474</b>

Source: U.S. Census Bureau, Small Area Income and Poverty Estimates (SAIPE) Program, [www.census.gov/did/www/saipe/data/statecounty/data/2013.html](http://www.census.gov/did/www/saipe/data/statecounty/data/2013.html); data accessed August 29, 2015

### Educational Attainment

#### 2009-2013 American Community Survey 5-Year Estimates

Location	H.S Graduate or Higher	Bachelor's Degree or Higher
Dakota	94.7%	38.7%
Hennepin	92.3%	45.8%
Ramsey	89.9%	39.4%
Scott	94.6%	38.0%
Washington	95.9%	40.5%
<b>Minnesota</b>	<b>92.1%</b>	<b>32.6%</b>
Polk	91.7%	19.3%
St. Croix	94.9%	33.0%
<b>Wisconsin</b>	<b>90.4%</b>	<b>26.8%</b>

Source: U.S. Census Bureau, 2009-2013 5-Year American Community Survey; [factfinder.census.gov](http://factfinder.census.gov); data accessed May 20, 2015

### Unemployment Rates

#### 2012-2014 Rates

Location	2012	2013	2014
Dakota	5.2%	4.5%	3.7%
Hennepin	5.2%	4.6%	3.7%
Ramsey	5.7%	4.9%	3.9%
Scott	5.0%	4.4%	3.5%
Washington	8.0%	7.5%	6.5%
<b>Minnesota</b>	<b>5.6%</b>	<b>4.9%</b>	<b>4.1%</b>
Polk	8.1%	7.2%	5.9%
St. Croix	5.7%	5.4%	4.5%
<b>Wisconsin</b>	<b>7.0%</b>	<b>6.8%</b>	<b>5.5%</b>

Source: Bureau of Labor Statistics, Local Area Unemployment Statistics; [www.bls.gov/lau/#tables](http://www.bls.gov/lau/#tables); data accessed May 20, 2015

### Overall Food Insecurity

#### Feeding America and Community Commons, 2013

Overall Food Insecurity	Food Insecurity Rate	Est. # Food Insecure Individuals (Rounded)
Report Area	10.8%	276290
Dakota	8.6%	34400
Hennepin	11.5%	135020
Ramsey	13.0%	66950
Scott	6.9%	9170
Washington	7.6%	18390
Polk	11.5%	5030
St. Croix	9.0%	7640
<b>Minnesota</b>	<b>10.6%</b>	<b>572760</b>
<b>Wisconsin</b>	<b>12.4%</b>	<b>714000</b>

Source: Feeding America, Data by County in Each State, <http://www.feedingamerica.org/hunger-in-america/our-research/map-the-meal-gap/data-by-county-in-each-state.html>; data accessed August 28, 2015

Source: Community Commons, HealthPartners Health Indicator Report, <http://assessment.communitycommons.org/CHNA/report?page=2&id=282>; data accessed August 28, 2015.

## Child Food Insecurity

### Child Food Insecurity Rate in 2013

Location	2013
Dakota	14.0%
Hennepin	15.2%
Ramsey	18.6%
Scott	12.5%
Washington	13.2%
<b>Minnesota</b>	<b>16.0%</b>
Polk	21.8%
St. Croix	17.2%
<b>Wisconsin</b>	<b>20.4%</b>

Source: Feeding America, Map the Meal Gap: 2015, Child Food Insecurity by County; <http://map.feedingamerica.org/county/2013/child>; data accessed May 21, 2015

## Senior Food Insecurity

### National Foundation to End Senior Hunger, 2010 - 2013

	Minnesota	Wisconsin	U.S.
2010	7.4%	10.6%	14.9%
2011	8.6%	11.0%	15.2%
2012	8.1%	9.7%	15.3%
2013	8.3%	11.0%	15.5%

Source National Foundation to End Senior Hunger, 2010, 2011, 2012, 2013 Annual Reports, <http://www.nfesh.org/>; data accessed August 31, 2015

Note: Seniors are defined as individuals aged 60 years or older.

Note: Threat of hunger is the broadest category of food insecurity because it encompasses all three of the characterizations of food insecurity. NFESH and the researchers believe that threat of hunger is the most appropriate measurement to use with regard to the 60+ age cohort.

## Hunger Trends Data

CHILD FOOD INSECURITY										
	Dakota	Hennepin	Ramsey	Scott	Washington	Minnesota	Polk	St. Croix	Wisconsin	
2009	15.2%	17.1%	20.3%	15.0%	15.2%	18.3%	23.3%	20.3%	22.6%	
2010	12.8%	14.8%	18.3%	12.6%	12.7%	16.7%	20.8%	16.9%	21.4%	
2011	12.1%	14.4%	18.7%	11.2%	12.0%	16.6%	19.5%	15.3%	20.8%	
2012	13.2%	15.0%	19.0%	12.1%	12.6%	16.1%	21.0%	16.8%	20.7%	
2013	14.0%	15.2%	18.6%	12.5%	13.2%	16.0%	21.8%	17.2%	20.4%	
OVERALL FOOD INSECURITY										
	Dakota	Hennepin	Ramsey	Scott	Washington	Minnesota	Polk	St. Croix	Wisconsin	
2009	8.9%	11.3%	12.6%	8.3%	8.7%	11.2%	13.2%	10.6%	13.1%	
2010	8.7%	11.2%	12.4%	8.2%	8.4%	11.5%	12.4%	9.8%	13.3%	
2011	8.2%	11.8%	13.4%	6.9%	7.6%	11.4%	10.5%	8.5%	13.0%	
2012	8.4%	11.7%	13.3%	6.8%	7.6%	10.7%	11.0%	8.7%	12.6%	
2013	8.6%	11.5%	13.0%	6.9%	7.6%	10.6%	11.5%	9.0%	12.4%	

Source: Feeding America, Data by County in Each State, <http://www.feedingamerica.org/hunger-in-america/our-research/map-the-meal-gap/data-by-county-in-each-state.html>; data accessed August 28, 2015

**Overall Poverty  
Poverty Rates, 2011-2013**

Location	2011	2012	2013
Dakota	7.0%	7.5%	8.4%
Hennepin	13.6%	13.1%	12.2%
Ramsey	17.7%	16.9%	16.2%
Scott	5.8%	5.3%	5.9%
Washington	5.9%	5.5%	5.8%
<b>Minnesota</b>	<b>11.8%</b>	<b>11.4%</b>	<b>11.2%</b>
Polk	11.1%	10.4%	10.5%
St. Croix	7.6%	6.7%	6.3%
<b>Wisconsin</b>	<b>13.1%</b>	<b>13.2%</b>	<b>13.5%</b>

Source: U.S. Census Bureau, Small Area Income and Poverty Estimates (SAIPE) Program, [www.census.gov/did/www/saipe/data/statecounty/data/2013.html](http://www.census.gov/did/www/saipe/data/statecounty/data/2013.html); data accessed August 29, 2015

**Child Poverty (Under Age 18)  
Poverty Rates, 2011-2013**

Location	2011	2012	2013
Dakota	9.2%	9.9%	10.0%
Hennepin	17.7%	17.3%	15.3%
Ramsey	25.6%	24.0%	22.5%
Scott	7.1%	6.5%	6.7%
Washington	7.1%	6.2%	6.9%
<b>Minnesota</b>	<b>15.3%</b>	<b>14.6%</b>	<b>14.0%</b>
Polk	16.3%	16.1%	15.0%
St. Croix	9.1%	8.0%	7.2%
<b>Wisconsin</b>	<b>18.4%</b>	<b>18.3%</b>	<b>18.4%</b>

Source: U.S. Census Bureau, Small Area Income and Poverty Estimates (SAIPE) Program, [www.census.gov/did/www/saipe/data/statecounty/data/2013.html](http://www.census.gov/did/www/saipe/data/statecounty/data/2013.html); data accessed August 29, 2015

# Health Data Findings

---



# County Health Rankings & Roadmaps

Building a Culture of Health, County by County

	Minnesota	Dakota (DA)	Hennepin (HE)	Ramsey (RM)	Scott (SC)	Washington (WA)
<b>Health Outcomes</b>		19	46	63	8	7
<b>Length of Life</b>		8	32	52	3	4
Premature death	5,038	4,319	4,946	5,621	3,769	3,915
<b>Quality of Life</b>		47	65	78	44	27
Poor or fair health	11%	10%	9%	11%	9%	9%
Poor physical health days	2.8	2.7	2.7	2.8	2.6	2.9
Poor mental health days	2.6	2.5	2.5	2.6	2.5	2.2
Low birthweight	6.5%	6.3%	7.3%	7.2%	6.3%	5.9%
<b>Health Factors</b>		6	28	58	5	3
<b>Health Behaviors</b>		6	9	20	4	5
Adult smoking	16%	15%	14%	15%	13%	15%
Adult obesity	26%	25%	22%	25%	25%	25%
Food environment index	8.3	8.9	8.1	7.7	9.3	9.0
Physical inactivity	19%	16%	17%	18%	18%	18%
Access to exercise opportunities	85%	97%	99%	99%	93%	93%
Excessive drinking	19%	20%	19%	16%	22%	21%
Alcohol-impaired driving deaths	31%	25%	29%	23%	28%	26%
Sexually transmitted infections	336	248	492	518	182	161
Teen births	24	17	26	34	16	12
<b>Clinical Care</b>		13	9	22	23	2
Uninsured	9%	8%	10%	11%	7%	6%
Primary care physicians	1,113:1	1,489:1	871:1	953:1	1,669:1	884:1
Dentists	1,529:1	1,559:1	1,144:1	1,272:1	2,287:1	1,451:1
Mental health providers	529:1	807:1	332:1	298:1	1,345:1	544:1
Preventable hospital stays	45	44	39	39	52	39
Diabetic monitoring	88%	92%	90%	89%	91%	92%
Mammography screening	66.7%	65.3%	61.8%	62.2%	71.0%	65.9%
<b>Social &amp; Economic Factors</b>		14	65	76	1	2
High school graduation	78%	81%	66%	71%	88%	89%
Some college	73.3%	77.7%	78.6%	71.4%	79.3%	79.8%
Unemployment	5.1%	4.7%	4.7%	5.0%	4.7%	4.6%
Children in poverty	14%	10%	15%	23%	7%	7%
Income inequality	4.3	3.7	4.8	4.7	3.3	3.5
Children in single-parent households	28%	25%	32%	35%	16%	23%
Social associations	13.2	8.4	10.7	11.7	7.4	8.3
Violent crime	229	120	431	461	126	74
Injury deaths	56	48	58	52	41	38
<b>Physical Environment</b>		63	55	58	82	64
Air pollution - particulate matter	12.0	12.3	12.4	12.3	12.5	12.1
Drinking water violations	1%	0%	0%	0%	4%	0%
Severe housing problems	15%	13%	17%	19%	12%	13%
Driving alone to work	78%	82%	74%	75%	83%	83%
Long commute - driving alone	29%	34%	26%	26%	41%	38%

## St. Croix (SC)

	St. Croix County	Error Margin	Top U.S. Performers*	Wisconsin	Rank (of 72)
<b>Health Outcomes</b>					<b>9</b>
<b>Length of Life</b>					<b>11</b>
Premature death	4,899	4,349-5,449	5,200	5,881	
<b>Quality of Life</b>					<b>10</b>
Poor or fair health	9%	6-13%	10%	12%	
Poor physical health days	3.0	2.1-3.9	2.5	3.2	
Poor mental health days	2.2	1.6-2.7	2.3	3.0	
Low birthweight	5.8%	5.3-6.3%	5.9%	7.0%	
<b>Health Factors</b>					<b>6</b>
<b>Health Behaviors</b>					<b>8</b>
Adult smoking	15%	11-20%	14%	18%	
Adult obesity	29%	23-35%	25%	29%	
Food environment index	9.1		8.4	8.0	
Physical inactivity	19%	15-24%	20%	21%	
Access to exercise opportunities	82%		92%	83%	
Excessive drinking	30%	24-37%	10%	24%	
Alcohol-impaired driving deaths	24%		14%	39%	
Sexually transmitted infections	143		138	414	
Teen births	13	12-15	20	27	
<b>Clinical Care</b>					<b>31</b>
Uninsured	8%	7-9%	11%	10%	
Primary care physicians	1,982:1		1,045:1	1,215:1	
Dentists	2,096:1		1,377:1	1,631:1	
Mental health providers	1,011:1		386:1	623:1	
Preventable hospital stays	62	55-68	41	51	
Diabetic monitoring	91%	82-99%	90%	90%	
Mammography screening	65.3%	57.3-73.3%	70.7%	70.2%	
<b>Social &amp; Economic Factors</b>					<b>2</b>
High school graduation	95%			88%	
Some college	77.1%	73.3-80.8%	71.0%	65.9%	
Unemployment	4.8%		4.0%	6.7%	
Children in poverty	7%	5-9%	13%	18%	
Income inequality	3.6	3.3-3.9	3.7	4.3	
Children in single-parent households	24%	21-27%	20%	31%	
Social associations	11.7		22.0	11.8	
Violent crime	60		59	255	
Injury deaths	50	43-56	50	63	
<b>Physical Environment</b>					<b>57</b>
Air pollution - particulate matter	11.9		9.5	11.5	
Drinking water violations	3%		0%	5%	
Severe housing problems	13%	11-15%	9%	15%	
Driving alone to work	82%	81-83%	71%	80%	
Long commute - driving alone	43%	41-46%	15%	26%	

\* 90th percentile, i.e., only 10% are better.

Note: Blank values reflect unreliable or missing data

2015

**Asthma Emergency Department Visits (Minnesota)**

Age-adjusted, 2011-2013				
Location	Count	Total Population (person-years)	Age-Adjusted Rate (per 10000)	95% Confidence Interval
Dakota	3,629	1,215,603	30.6	(29.6 - 31.6)
Hennepin	19,128	3,551,785	56.1	(55.3 - 56.9)
Ramsey	9,283	1,561,562	61.3	(60.0 - 62.5)
Scott	1,365	404,940	33.7	(31.9 - 35.6)
Washington	1,768	731,971	25.2	(24.0 - 26.4)
<b>Minnesota</b>	<b>62,411</b>	<b>16,144,380</b>	<b>40.1</b>	<b>(39.7 - 40.4)</b>

Source: Minnesota Public Health Data Access, Minnesota Environmental Public Health Tracking Program, Minnesota Department of Health, <https://apps.health.state.mn.us/mndata/asthma>; data accessed June 10, 2015  
 Notes: Emergency department data do not include data from federal and sovereign hospitals (e.g. Veteran's Administration; Indian Health Service) or data on Minnesota residents seen in facilities outside of Minnesota and North Dakota.

**Asthma Emergency Department Visits (Wisconsin)**

Age-adjusted, 2011-2013			
Location	Number of Visits (2011-2013)	ED Visit Rate per 10,000 (2011-2013)	95% Confidence Interval
St. Croix County	486	20	(17.9 - 21.4)
<b>Wisconsin</b>		<b>36</b>	<b>(35.6 - 36.4)</b>

Source: 2011-2013 Wisconsin Emergency Department Visit Files, Office of Health Informatics, <https://www.dhs.wisconsin.gov/asthma/asthmaedvisits.pdf>; data accessed September 2, 2015

**Oral Health**

**Oral Health: Visited the dentist or dental clinic within the past year for any reason**

Location	% Yes	CI	n
Minneapolis - St. Paul - Bloomington MSA	75.7%	74.3-77.2	6,168
Minnesota	74.8%	73.7-75.9	9,403
Wisconsin	72.0%	70.1-73.8	3,871

Source: Centers for Disease Control and Prevention, SMART Behavioral Risk Factor Surveillance System Survey Data, apps.nccd.cdc.gov/BRFSS-SMART/; data accessed June 10, 2015  
 Note: % = Percentage, CI = Confidence Interval, n = Cell Size; Percentages are weighted to population characteristics.

Note: The following counties are represented in the Minneapolis - St. Paul - Bloomington, MN - WI Metropolitan Statistical Area: Anoka County, MN; Carver County, MN; Chisago County, MN; Dakota County, MN; Hennepin County, MN; Isanti County, MN; Le Sueur County, MN; Mille Lacs County, MN; Pierce County, WI; Ramsey County, MN; Scott County, MN; Sherburne County, MN; Sibley County, MN; Saint Croix County, WI; Washington County, MN; Wright County, MN

**Breast Cancer Incidence (Minnesota)**

**Breast Cancer (Female only) 2007-2011, All Ages**

Location	Number of new cancers	Incidence rate (per 100000)	Lower 95% confidence bound	Upper 95% confidence bound
<b>Minnesota</b>	<b>19,485</b>	<b>130.7</b>	<b>128.9</b>	<b>132.6</b>
Dakota County	1,516	144.1	136.8	151.8
Hennepin County	4,306	138.2	134	142.4
Ramsey County	1,861	132.2	126.1	138.5
Scott County	374	130.3	117	144.8
Washington County	968	152	142.3	162.1

Source: Minnesota Public Health Data Access, Minnesota Environmental Public Health Tracking Program, Minnesota Department of Health, <https://apps.health.state.mn.us/mndata/cancer>; data accessed May 31, 2015  
 Notes: Rates for "All Ages" are age-adjusted to the standard 2000 U.S. population. Cancer incidence data is collected by the Minnesota Cancer Surveillance System (MCSS). MCSS is an ongoing program at the Minnesota Department of Health and Minnesota's central cancer registry.

**Colorectal Cancer Incidence (Minnesota)**

**Colorectal Cancer 2007-2011, All Ages**

Location	Number of new cancers	Incidence rate (per 100000)	Lower 95% confidence bound	Upper 95% confidence bound
<b>Minnesota</b>	<b>12,096</b>	<b>42.8</b>	<b>42.1</b>	<b>43.6</b>
Dakota County	733	40.8	37.8	43.9
Hennepin County	2,272	39.6	38	41.3
Ramsey County	1,012	38.7	36.3	41.2
Scott County	201	42.4	36.5	49.1
Washington County	486	43.7	39.8	47.9

Source: Minnesota Public Health Data Access, Minnesota Environmental Public Health Tracking Program, Minnesota Department of Health, <https://apps.health.state.mn.us/mndata/cancer>; data accessed May 31, 2015  
 Notes: Rates for "All Ages" are age-adjusted to the standard 2000 U.S. population. Cancer incidence data is collected by the Minnesota Cancer Surveillance System (MCSS). MCSS is an ongoing program at the Minnesota Department of Health and Minnesota's central cancer registry.

**Lung and Bronchus Cancer Incidence (Minnesota)**

**Lung and Bronchus Cancer 2007-2011, All Ages**

Location	Number of new cancers	Incidence rate (per 100000)	Lower 95% confidence bound	Upper 95% confidence bound
<b>Minnesota</b>	<b>15,698</b>	<b>56.5</b>	<b>55.6</b>	<b>57.4</b>
Dakota County	951	54.9	51.3	58.6
Hennepin County	2,971	54.3	52.4	56.4
Ramsey County	1,465	58.3	55.3	61.4
Scott County	265	61.2	53.7	69.3
Washington County	587	55.7	51.1	60.5

Source: Minnesota Public Health Data Access, Minnesota Environmental Public Health Tracking Program, Minnesota Department of Health, <https://apps.health.state.mn.us/mndata/cancer>; data accessed May 31, 2015  
 Notes: Rates for "All Ages" are age-adjusted to the standard 2000 U.S. population. Cancer incidence data is collected by the Minnesota Cancer Surveillance System (MCSS). MCSS is an ongoing program at the Minnesota Department of Health and Minnesota's central cancer registry.

### Breast Cancer Incidence (Wisconsin)

Breast Cancer (Female only) 2008-2012, All Ages

Location	Cancer Incidence	Population	Cancer Incidence Rate (Age-Adjusted per 100,000)	95% Confidence Interval
Wisconsin	21,047	14,322,728	125.6	123.9 - 127.4
St. Croix County	212	210,508	99	85.8 - 113.5

Source: Wisconsin Dept. of Health Services, Division of Public Health, Office of Health Informatics. Wisconsin Interactive Statistics on Health (WISH) data query system, <http://dhs.wisconsin.gov/wish/>. Cancer Module, accessed 9/1/2015.

### Colorectal Cancer Incidence (Wisconsin)

Colorectal Cancer 2008-2012, All Ages

Location	Cancer Incidence	Population	Cancer Incidence Rate (Age-Adjusted per 100,000)	95% Confidence Interval
Wisconsin	13,077	28,436,092	40.5	39.8 - 41.2
St. Croix County	115	421,815	31.4	25.8 - 37.8

Source: Wisconsin Dept. of Health Services, Division of Public Health, Office of Health Informatics. Wisconsin Interactive Statistics on Health (WISH) data query system, <http://dhs.wisconsin.gov/wish/>. Cancer Module, accessed 9/1/2015.

### Lung and Bronchus Cancer Incidence (Wisconsin)

Lung and Bronchus Cancer 2008-2012, All Ages

Location	Cancer Incidence	Population	Cancer Incidence Rate (Age-Adjusted per 100,000)	95% Confidence Interval
Wisconsin	19,886	28,436,092	61.7	60.8 - 62.6
St. Croix County	155	421,815	40.9	34.5 - 48.0

Source: Wisconsin Dept. of Health Services, Division of Public Health, Office of Health Informatics. Wisconsin Interactive Statistics on Health (WISH) data query system, <http://dhs.wisconsin.gov/wish/>. Cancer Module, accessed 9/1/2015.

### Mortality Data (Minnesota)

All Deaths by Number and Age Adjusted Death Rates, 2009-2013

Cause of Death	Dakota County (MN)		Hennepin County (MN)		Ramsey County (MN)		Scott County (MN)		Washington County (MN)	
	Number	Rate	Number	Rate	Number	Rate	Number	Rate	Number	Rate
Cancer	2,853	157.8	9,258	160.6	4,502	168.8	742	153.8	1,747	157.7
Cirrhosis	129	6.3	510	8.1	238	8.7	29	4.8	70	5.4
Chronic Lower Respiratory Disease	548	34	1,931	34.8	1,032	39.3	135	32.7	358	36.3
Diabetes	326	18.9	1,056	18.4	550	20.7	84	20.1	188	18.6
Heart Disease	1,777	108.1	6,064	107.7	3,209	120.6	476	116.7	1,109	110
Nephritis	201	12.6	774	14	410	15.5	48	12.3	110	11.2
Pneumonia and Influenza	129	8.1	529	9.6	303	11.4	35	9.3	68	7
Stroke	568	35.4	2,001	36	1,070	40.4	126	31.8	309	31.5
Suicide	235	11.4	616	10	261	9.8	61	9.5	128	10.4
Unintentional Injury	732	42	2,507	43.4	943	35.5	193	39.1	331	30.1

Source: Minnesota Department of Health, Center for Health Statistics, [www.health.state.mn.us/divs/chs/countytbls/](http://www.health.state.mn.us/divs/chs/countytbls/); data accessed May 21, 2015

### Mortality Data (St. Croix County)

Age-adjusted Rate (deaths per 100,000 population)

Ranked Broad Causes of Death	2011		2012		2013		2009-2013	
	Number of Deaths	Age-adjusted Death Rate	Number of Deaths	Age-adjusted Death Rate	Number of Deaths	Age-adjusted Death Rate	Number of Deaths	Age-adjusted Death Rate
Malignant neoplasms	130	163.79	111	138.41	128	160.87	612	157.4
Diseases of heart	108	137.54	92	107.24	95	115.86	549	140.0
Cerebrovascular diseases	35	41.2	29	33.58	20	24.59	148	38.0
Chronic lower respiratory diseases	27	36.06	27	35.41	37	51.17	134	37.4
Accidents (unintentional injuries)	27	31.73	26	31.07	26	30.32	134	32.7
Diabetes mellitus	20	24.8	22	25.75	22	25.91	91	23.0
Alzheimer's disease	17	22.65	17	19.35	10	12.89	66	17.2
Intentional self-harm (suicide)	16	19.02	12	14.46	11	12.38	57	13.5
Nephritis, nephrotic syndrome and nephrosis	8	10.2	11	12.6	9	11.8	47	12.5
Other causes	80	101.05	121	145.5	108	136.17	500	128.4
All Causes	525	657.4	530	640.3	520	652.1	2,635	676.3

Source: Wisconsin Department of Health Services, WISH Query: Mortality Module, [www.dhs.wisconsin.gov/wish/mortality/broad-form.htm](http://www.dhs.wisconsin.gov/wish/mortality/broad-form.htm); data accessed August 29, 2015

**Mortality Data (Wisconsin)**

Age-adjusted Rate (deaths per 100,000 population)

Ranked Broad Causes of Death	2011		2012		2013		2009-2013	
	Number of Deaths	Age-adjusted Death Rate	Number of Deaths	Age-adjusted Death Rate	Number of Deaths	Age-adjusted Death Rate	Number of Deaths	Age-adjusted Death Rate
Malignant neoplasms	11516	174.3	11185	165.6	11396	165	56,210	169.7
Diseases of heart	11233	163.4	11249	160.6	11310	158.9	55,672	162.1
Accidents (unintentional injuries)	2615	41.8	2789	44.3	2927	46.2	13,259	42.5
Chronic lower respiratory diseases	2628	39.7	2505	36.9	2785	40.3	12,847	38.7
Cerebrovascular diseases	2546	37.1	2506	35.9	2523	35.8	12,672	37.0
Alzheimer's disease	1806	25.3	1642	22.6	1663	22.7	8,483	23.9
Diabetes mellitus	1179	17.6	1275	18.8	1278	18.5	5,993	18.0
Influenza and pneumonia	981	14.2	1000	14.2	1112	15.4	4,942	14.3
Intentional self-harm (suicide)	737	12.6	734	12.6	853	14.4	3,840	13.1
Other causes	7825	114.2	8235	118.3	8686	122.8	39,551	115.7
<b>All Causes</b>	<b>48,101</b>	<b>717.2</b>	<b>48,225</b>	<b>706.5</b>	<b>49,917</b>	<b>719.7</b>	<b>239,053</b>	<b>712.9</b>

Source: Wisconsin Department of Health Services, WISH Query: Mortality Module, www.dhs.wisconsin.gov/wish/mortality/broad-form.htm; data accessed August 29, 2015

**Minnesota Mortality Trends**

Minnesota Department of Health

Mortality Trends	Cancer	Chronic Lower Respiratory Disease	Cirrhosis	Diabetes	Heart Disease	Nephritis	Pneumonia & Influenza	Stroke	Suicide	Unintentional Injury
<b>DAKOTA COUNTY</b>										
2009	167.6	35.3	6.8	22	119.7	17.2	7.3	37	10.4	34.9
2010	162.8	35.6	5.9	19.7	93.9	15.7	*	33.9	10.1	39.4
2011	162.9	30.7	7.2	17.2	96.9	9.6	6.9	32	15.5	41.2
2012	143.6	33.9	5.5	18.8	99.3	8.1	8.5	29.1	11.2	39.3
2013	147.4	31.9	6.4	15.3	103.4	11.2	9.3	34.1	9.8	44.7
<b>HENNEPIN COUNTY</b>										
2009	166.1	33.2	7.4	16.5	94.4	13.9	6.2	30.4	9.8	37
2010	169.5	34.9	8.5	17.6	93.1	16	7.7	36.2	10	39
2011	150.7	30.7	7.7	17.9	97.4	13.3	8.7	33.2	9.5	41.1
2012	148.6	33.2	8.7	20.1	97.5	11.1	8.8	30.9	10.5	40.2
2013	150.2	32.4	8.3	16.2	102.7	8.9	9.7	30.4	10.5	45.4
<b>RAMSEY COUNTY</b>										
2009	158.8	33.2	6.9	19.3	104.2	16.6	6.2	34	9.9	30.9
2010	173.4	36.7	7.6	15.5	107.1	18	11.5	38.3	9.8	31.1
2011	169.3	39.3	7.9	24.7	108.6	12.4	10.6	37.3	11	35.9
2012	162.3	36.7	9.9	19.4	115.2	12.5	10.9	35	10.3	36.1
2013	158	43.6	11.4	20.5	109.6	12	11.3	39.6	9.2	35.9
<b>SCOTT COUNTY</b>										
2009	175	29.3	*	*	100.1	*	*	40.7	*	37.5
2010	152.4	*	*	*	115.3	*	*	27.2	*	32.9
2011	171.4	35.4	*	*	119.7	*	*	29	*	48.6
2012	150.9	32.9	*	*	100.8	*	*	26.3	*	36.3
2013	123.9	35.7	*	*	111.2	*	*	29.6	*	32.7
<b>WASHINGTON COUNTY</b>										
2009	187.1	34.6	*	21.7	114.3	16.5	*	37.2	10.2	31.5
2010	160.7	27.2	*	15.7	100.5	15.5	*	29.7	8.9	21.3
2011	147.5	40.6	*	20.5	99.8	*	*	30.3	11.7	29.8
2012	139.6	37.5	*	12.3	105.7	10.6	*	21.8	10.1	32.7
2013	149.3	37	*	21.2	101.5	*	*	29.3	10.8	31
<b>MINNESOTA</b>										
2009	169.1	34.9	7	17.7	121.8	13.6	9.7	34.1	10.9	36
2010	166.9	35.1	7	17.7	118.7	15	9.7	35.8	11.1	36.4
2011	160.4	37.2	7.3	20	116.9	11.6	10.6	34.8	12.5	39.7
2012	156.1	35.2	8.1	19.1	118.8	10.8	10.6	32.7	12	40
2013	155.4	37.1	8.3	18.7	118.9	10.1	11.6	31.7	12.2	41.3

\*Rates based on 20 or less deaths are not produced.

Source: Minnesota Department of Health, Center for Health Statistics, https://pqc.health.state.mn.us/mhsq/index.jsp/; data accessed August 19, 2015

**St. Croix and Wisconsin Mortality Trends**

Wisconsin Department of Health Services, 2009 - 2013

Mortality Trends	Accidents (Unintentional Injuries)	Cerebrovascular Diseases	Chronic Lower Respiratory Diseases	Cirrhosis	Diabetes Mellitus	Diseases of Heart	Influenza	Intentional Self-Harm (Suicide)	Malignant Neoplasms	Nephritis
<b>ST. CROIX COUNTY</b>										
2009	31.7	40.3	30.5	6.5	17.7	174.8	18.6	6.7	164.1	13.6
2010	38.8	51.1	33.8	5.4	20	171.2	11.5	15.5	160.8	13.3
2011	31.7	41.2	36.1	3.7	24.8	137.5	14.8	19	163.8	10.2
2012	31.1	33.6	35.4	1.9	25.8	107.2	12.1	14.5	138.4	13.6
2013	30.3	24.6	51.2	9.7	25.9	115.9	5.3	12.4	160.9	11.8
<b>WISCONSIN</b>										
2009	39.7	14.2	37.8	38.7	17.2	163.3	12.4	169.9	7.8	15.1
2010	40.3	13.2	38.6	37.9	17.6	164.7	13.4	174.3	8.1	17.4
2011	41.8	14.2	37.1	39.7	17.6	163.4	12.6	174.3	7.9	14.4
2012	44.3	14.2	35.9	36.9	18.8	160.6	12.6	165.6	8.5	14.8
2013	46.2	15.4	35.8	40.3	18.5	158.9	14.4	165	9.1	14

Source: Wisconsin Department of Health Services, Wisconsin Interactive Statistics on Health Data Query System, <http://dhs.wisconsin.gov/wish/>; data accessed August 31, 2015

**Adult Overweight**

Community Commons, 2011 - 2012

% Overweight Adults	Dakota (MN)	Hennepin (MN)	Ramsey (MN)	Scott (MN)	Washington (MN)	Minnesota	St. Croix (WI)	Wisconsin	United States
2011-2012	37.5%	35.0%	38.0%	30.9%	36.3%	37.0%	30.7%	36.5%	35.8%

Source: Community Commons, HealthPartners Health Indicators Report, <http://assessment.communitycommons.org/CHNA/report?page=6&id=604>; data accessed August 31, 2015

**Adult Obesity**

% Obese Adults	Dakota (MN)	Hennepin (MN)	Ramsey (MN)	Scott (MN)	Washington (MN)	Minnesota	St. Croix (WI)	Wisconsin	United States
2012	25.9%	22.7%	25.1%	24.6%	25.7%	25.7%	28.4%	29.7%	27.8%

Source: Trust for America's Health and Robert Wood Johnson Foundation, <http://stateofobesity.org/files/stateofobesity2014.pdf>; data accessed August 31, 2015

Source: United Health Foundation, America's Health Rankings, <http://www.americashealthrankings.org/ALL/Obesity>; data accessed September 3, 2015

Source: Centers for Disease Control and Prevention, County Data Indicators, [http://www.cdc.gov/diabetes/atlas/countydata/County\\_ListofIndicators.html](http://www.cdc.gov/diabetes/atlas/countydata/County_ListofIndicators.html); data accessed August 31, 2015

Source: Community Commons, BRFSS 2011-2012 Adult Obesity Data, <http://assessment.communitycommons.org/CHNA/report?page=6&id=604>; data accessed September 1, 2015

Source: Definition: Adults with a BMI of 25 to 29.9 are considered overweight, while individuals with a BMI of 30 or more are considered obese. Calculated by height and weight variables.

**Adult Obesity Trends**

% Obese Adults	Dakota (MN)	Hennepin (MN)	Ramsey (MN)	Scott (MN)	Washington (MN)	Minnesota	St. Croix (WI)	Wisconsin
2008	26.9%	22.5%	25.6%	28.2%	25.8%	25.3%	27.6%	26.0%
2009	26.4%	21.2%	24.2%	24.7%	25.8%	25.5%	28.2%	26.9%
2010	25.4%	21.9%	24.6%	24.0%	24.3%	25.3%	30.5%	27.4%
2011	24.7%	22.2%	24.9%	25.1%	24.8%	25.7%	28.6%	27.7%
2012	25.9%	22.7%	25.1%	24.6%	25.7%	25.7%	28.4%	29.7%

Source: Trust for America's Health and Robert Wood Johnson Foundation, <http://stateofobesity.org/files/stateofobesity2014.pdf>; data accessed August 31, 2015

Source: United Health Foundation, America's Health Rankings, <http://www.americashealthrankings.org/ALL/Obesity>; data accessed September 3, 2015

Source: Centers for Disease Control and Prevention, County Data Indicators, [http://www.cdc.gov/diabetes/atlas/countydata/County\\_ListofIndicators.html](http://www.cdc.gov/diabetes/atlas/countydata/County_ListofIndicators.html); data accessed August 31, 2015

Source: Community Commons, BRFSS 2011-2012 Adult Obesity Data, <http://assessment.communitycommons.org/CHNA/report?page=6&id=604>; data accessed September 1, 2015

Source: Definition: Adults with a BMI of 25 to 29.9 are considered overweight, while individuals with a BMI of 30 or more are considered obese. Calculated by height and weight variables.

**Minnesota Weight Status According to Body Mass Index (BMI)**

2013 Minnesota Student Survey, 9th Grade, 2013

Location	Not Overweight		Overweight		Obese	
	Male	Female	Male	Female	Male	Female
Dakota County	77.0%	84.0%	13.0%	10.0%	10.0%	6.0%
Hennepin County	75.0%	85.0%	15.0%	10.0%	10.0%	6.0%
Ramsey County	70.0%	78.0%	15.0%	14.0%	14.0%	7.0%
Scott County	75.0%	83.0%	15.0%	12.0%	10.0%	5.0%
Washington County	77.0%	84.0%	14.0%	12.0%	10.0%	5.0%
<b>Minnesota</b>	<b>73.0%</b>	<b>81.0%</b>	<b>15.0%</b>	<b>12.0%</b>	<b>12.0%</b>	<b>6.0%</b>

Source: Minnesota Center for Health Statistics, Minnesota Student Survey 2013, [www.health.state.mn.us/divs/chs/mss/](http://www.health.state.mn.us/divs/chs/mss/); data accessed June 10, 2015

Source Definition: Overweight is defined as body mass index (BMI)-for-age and sex  $\geq$  85th percentile but < 95th percentile based on the 2000 CDC growth chart; BMI was calculated from self-reported weight and height (weight [kg]/ height [m<sup>2</sup>]).

Source Definition: Obese is defined as body mass index (BMI)-for-age and sex  $\geq$  95th percentile based on the 2000 CDC growth chart; BMI was calculated from self-reported weight and height (weight [kg]/ height [m<sup>2</sup>]).

**Percent of Students in Grades 9 - 12 who are Overweight or Obese**

Centers for Disease Control and Prevention, 2009, 2011, 2013

Year	Wisconsin		United States	
	Overweight	Obese	Overweight	Obese
2009	13.9%	9.3%	15.6%	11.8%
2011	15.0%	10.4%	15.2%	13.0%
2013	13.0%	11.6%	16.6%	13.7%

Source: Centers for Disease Control and Prevention, Data, Trends and Maps, <http://www.cdc.gov/obesity/data/databases.html>; data accessed September 8, 2015

Source Definition: Overweight is defined as body mass index (BMI)-for-age and sex  $\geq$  85th percentile but < 95th percentile based on the 2000 CDC growth chart; BMI was calculated from self-reported weight and height (weight [kg]/ height [m<sup>2</sup>]).

Source Definition: Obese is defined as body mass index (BMI)-for-age and sex  $\geq$  95th percentile based on the 2000 CDC growth chart; BMI was calculated from self-reported weight and height (weight [kg]/ height [m<sup>2</sup>]).

**Minnesota Adult Physical Activity (Metro Adult Health Survey 2010 & SHAPE Survey)**

**% Participated in Physical Activity Outside of Work within the past 30 days, 2010**

% Participated in Physical Activity	Dakota County (MN)		Hennepin County (MN)		Ramsey County (MN)		Scott County (MN)		Washington County (MN)	
	Male	Female	Male	Female	Male	Female	Male	Female	Male	Female
2010	90.9%	85.7%	89.2%	87.2%	88.7%	87.0%	88.3%	87.3%	90.0%	89.0%

Source: Minnesota Department of Health, Metro Adult Health Survey Data Book 2010, <https://sites.google.com/site/publichealthdata/Home/metro-adult-health-survey>, data accessed August 28, 2015

Definition: During the past 30 days, other than your regular job, did you participate in any physical activities or exercises such as running, aerobics, golf, gardening, or walking for exercise?

Source: Hennepin County, SHAPE Survey, <http://www.hennepin.us/SHAPE>, data accessed August 28, 2015

Definition: During the past 30 days, other than your regular job, did you participate in any physical activities or exercises such as running, calisthenics, golf, gardening, or walking for exercise?

**During the past month, did you participate in any physical activities?**

BRFSS, 2013

% Participated in Physical Activity	Minnesota	Wisconsin	United States
2013	76.5%	76.2%	74.7%

Source: Centers for Disease Control and Prevention, Chronic Disease and Health Promotion Data & Indicators, <https://chronicdata.cdc.gov/Behavioral-Risk-Factors/BRFSS-Table-of-Physical-Activity/urh8-82n7>, data accessed August 28, 2015

**During the last 7 days, on how many days were you physically active for a total of at least 60 minutes per day?**

2013 Minnesota Student Survey, 11th Grade, 2013

Location	0 Days		1 Day		2 Days		3 Days		4 Days		5 Days		6 Days		7 Days	
	Male	Female	Male	Female	Male	Female	Male	Female	Male	Female	Male	Female	Male	Female	Male	Female
Dakota County	9.0%	14.0%	6.0%	12.0%	9.0%	14.0%	12.0%	15.0%	10.0%	10.0%	16.0%	13.0%	11.0%	25.0%	11.0%	11.0%
Hennepin County	11.0%	17.0%	7.0%	12.0%	10.0%	14.0%	12.0%	15.0%	11.0%	11.0%	15.0%	13.0%	12.0%	9.0%	20.0%	9.0%
Ramsey County	13.0%	19.0%	8.0%	13.0%	10.0%	15.0%	13.0%	15.0%	11.0%	9.0%	15.0%	13.0%	10.0%	7.0%	21.0%	9.0%
Scott County	9.0%	13.0%	9.0%	13.0%	11.0%	15.0%	12.0%	17.0%	9.0%	12.0%	16.0%	12.0%	12.0%	10.0%	21.0%	9.0%
Washington County	10.0%	13.0%	8.0%	13.0%	11.0%	15.0%	11.0%	16.0%	10.0%	13.0%	18.0%	12.0%	11.0%	9.0%	21.0%	10.0%
<b>Minnesota</b>	<b>10.0%</b>	<b>14.0%</b>	<b>7.0%</b>	<b>12.0%</b>	<b>9.0%</b>	<b>15.0%</b>	<b>11.0%</b>	<b>15.0%</b>	<b>10.0%</b>	<b>11.0%</b>	<b>16.0%</b>	<b>14.0%</b>	<b>12.0%</b>	<b>9.0%</b>	<b>24.0%</b>	<b>9.0%</b>

**GROUPED DATA**

Location	0-3 days		4-7 days	
	Male	Female	Male	Female
Dakota County	36.0%	55.0%	64.0%	46.0%
Hennepin County	40.0%	58.0%	58.0%	42.0%
Ramsey County	44.0%	62.0%	57.0%	38.0%
Scott County	41.0%	58.0%	58.0%	43.0%
Washington County	40.0%	57.0%	60.0%	44.0%
<b>Minnesota</b>	<b>37.0%</b>	<b>56.0%</b>	<b>62.0%</b>	<b>43.0%</b>

Source: Minnesota Center for Health Statistics, Minnesota Student Survey 2013, [www.health.state.mn.us/divs/chs/mss/](http://www.health.state.mn.us/divs/chs/mss/), data accessed June 10, 2015

**% of Wisconsin Adults who usually Biked or Walked to Work in the last week**

Centers for Disease Control and Prevention, 2009 - 2011

% Biked / Walked to Work in past 7 days	Minnesota	Wisconsin	United States
2009 - 2011	3.5%	4.0%	3.4%

Centers for Disease Control and Prevention, Nutrition, Physical Activity and Obesity: Data, Trends and Maps, <http://www.cdc.gov/obesity/data/databases.html>, data accessed September 8th, 2015

**% of 9 - 12th Grade Students Who Watched 3+ Hours of Television Each School Day**

Centers for Disease Control and Prevention, 2013

% Watched 3+ Hours of T.V. Each School Day	Wisconsin	United States
2013	22.5%	32.5%

Centers for Disease Control and Prevention, Nutrition, Physical Activity and Obesity: Data, Trends and Maps, <http://www.cdc.gov/obesity/data/databases.html>, data accessed September 8th, 2015

**% of 9 - 12th Grade Students Who Achieved 1 Hour or More of Moderate-and/or Vigorous-Intensity Physical Activity Daily**

Centers for Disease Control and Prevention, 2013

% Physically Active at least 1 hr. Daily	Wisconsin	United States
2009 - 2011	24.0%	27.1%

Centers for Disease Control and Prevention, Nutrition, Physical Activity and Obesity: Data, Trends and Maps, <http://www.cdc.gov/obesity/data/databases.html>, data accessed September 8th, 2015

**Total Servings of Fruits and Vegetables Eaten Yesterday**

2010 Metro Adult Health Survey and 2010 SHAPE Survey

	Dakota County (MN)	Ramsey County (MN)	Scott County (MN)	Washington County (MN)
0 Servings	4.2%	4.5%	4.5%	3.4%
1-2 Servings	21.2%	20.5%	17.7%	26.4%
3-4 Servings	33.8%	36.5%	40.2%	33.1%
5 or More Servings	40.8%	38.5%	37.6%	37.0%

Source Definition: Total servings of fruit and vegetables eaten yesterday.

Source: Minnesota Department of Health, Metro Adult Health Survey Data Book 2010, <https://sites.google.com/site/publichealthdata/Home/metro-adult-health-survey>, data accessed August 28, 2015

Source Definition: Total servings of fruit and vegetables consumed yesterday.

Source: Hennepin County, SHAPE Survey, <http://www.hennepin.us/SHAPE>, data accessed August 28, 2015

**Sugar Sweetened Beverage Consumption**

**2010 Metro Adult Health Survey**

	Dakota County (MN)	Ramsey County (MN)	Scott County (MN)	Washington County (MN)
0 Glasses	78.0%	74.0%	72.0%	75.0%
1-2 Glasses	17.0%	23.0%	23.0%	21.0%
3-4 Glasses	3.0%	2.0%	3.0%	4.0%
5-6 Glasses	2.0%	1.0%	1.0%	0.0%
7+ Glasses	1.0%	0.0%	2.0%	0.0%

Source Definition: How many glasses of each of the following did you drink yesterday? Think of a "glass" as a 12-oz serving. (Pop or Soda [regular])

Source: Minnesota Department of Health, Metro Adult Health Survey Data Book 2010, <https://sites.google.com/site/publichealthdata/Home/metro-adult-health-survey>, data accessed August 28, 2015

**% Adults with Inadequate Fruit / Vegetable Consumption**

**Community Commons, 2005 - 2009**

Report Area	Total Population (Age 18+)	Total Adults with Inadequate Fruit / Vegetable Consumption	Percent Adults with Inadequate Fruit / Vegetable Consumption
Report Area	1856357	1419224	76.5%
Dakota	286043	227690	79.6%
Hennepin	875378	660910	75.5%
Ramsey	382558	288831	75.5%
Scott	88647	69765	78.7%
Washington	164308	125203	76.2%
St. Croix	59423	46825	78.8%
Minnesota	3926248	3066400	78.1%
Wisconsin	4279113	3290638	76.9%
United States	227279010	171972118	75.7%

Source: Community Commons, HealthPartners Health Indicators Report, <http://assessment.communitycommons.org/CHNA/report>, data accessed September 3, 2015

**During the last 7 days, how many times did you eat fruit?**

**2013 Minnesota Student Survey, 9th Grade, 2013**

Location	None		1 to 3		4 to 6	
	Male	Female	Male	Female	Male	Female
Dakota County	7.0%	6.0%	25.0%	26.0%	20.0%	19.0%
Hennepin County	8.0%	5.0%	23.0%	23.0%	21.0%	18.0%
Ramsey County	9.0%	7.0%	30.0%	29.0%	19.0%	19.0%
Scott County	9.0%	6.0%	27.0%	28.0%	20.0%	23.0%
Washington County	10.0%	7.0%	26.0%	27.0%	20.0%	22.0%
Minnesota	9.0%	6.0%	28.0%	28.0%	20.0%	21.0%

Source: Minnesota Center for Health Statistics, Minnesota Student Survey 2013, [www.health.state.mn.us/divs/chs/mss/](http://www.health.state.mn.us/divs/chs/mss/), data accessed June 10, 2015

**How many cans, bottles or glasses of each of the following did you drink yesterday? - Soda**

**2013 Minnesota Student Survey, 11th Grade, 2013**

Location	0		1 to 2		3 to 4		5 to 6		7 or more	
	Male	Female	Male	Female	Male	Female	Male	Female	Male	Female
Dakota County	49.0%	65.0%	39.0%	30.0%	7.0%	4.0%	2.0%	1.0%	2.0%	0.0%
Hennepin County	55.0%	70.0%	36.0%	25.0%	6.0%	3.0%	2.0%	1.0%	1.0%	1.0%
Ramsey County	51.0%	60.0%	37.0%	32.0%	8.0%	5.0%	2.0%	1.0%	3.0%	1.0%
Scott County	55.0%	66.0%	34.0%	28.0%	7.0%	4.0%	3.0%	1.0%	1.0%	1.0%
Washington County	53.0%	69.0%	36.0%	27.0%	7.0%	3.0%	3.0%	1.0%	2.0%	0.0%
Minnesota	47.0%	63.0%	38.0%	31.0%	9.0%	5.0%	3.0%	1.0%	2.0%	1.0%

Source: Minnesota Center for Health Statistics, Minnesota Student Survey 2013, [www.health.state.mn.us/divs/chs/mss/](http://www.health.state.mn.us/divs/chs/mss/), data accessed June 10, 2015

GROUPED DATA: at least 1 soda/pop during the day		
	Male	Female
Dakota	50.0%	35.0%
Hennepin	45.0%	30.0%
Ramsey	50.0%	39.0%
Scott	45.0%	34.0%
Washington	48.0%	31.0%
Minnesota	52.0%	38.0%

**Estimated Expenditures for Carbonated Beverages as a % of Total Household Expenditures**

**Community Commons, 2014**

Report Area	State Rank	Z-Score (US)	Z-Score (State)	Average Expenditures (USD)	Percentage of Food-At-Home Expenditures
Report Area	no data	0.41	-0.75	\$255.19	4.3%
Dakota	80	0.39	-0.33	suppressed	suppressed
Hennepin	79	0.39	-0.33	suppressed	suppressed
Ramsey	53	0.52	-0.09	suppressed	suppressed
Scott	85	0.29	-0.52	suppressed	suppressed
Washington	86	0.29	-0.52	suppressed	suppressed
St. Croix	59	0.64	-0.34	suppressed	suppressed
Minnesota	no data	0.55	0	\$259.72	4.4%
Wisconsin	no data	0.8	0	\$256.84	4.5%
United States	no data	no data	no data	\$236.04	4.0%

Source: Community Commons, HealthPartners Health Indicator Report, <http://assessment.communitycommons.org/CHNA/report?page=5&id=301>, data accessed September 3, 2015



**Median Intake of Fruits and Vegetables (times per day) for Wisconsin Youth**

Centers for Disease Control and Prevention, 2013

Median Intake per Day	(Times)	Wisconsin		United States	
		Fruits	Vegetables	Fruits	Vegetables
2013		1	1.3	1	1.3

Source: Centers for Disease Control and Prevention, State Indicator Report 2013, <http://www.cdc.gov/nutrition/downloads/State-Indicator-Report-Fruits-Vegetables-2013.pdf>; data accessed September 8, 2015

**% of 9 - 12th Grade Students Who Drank Regular Soda/Pop at least 1 time per day**

Centers for Disease Control and Prevention, 2013

% Drank Regular Soda/Pop at least 1x per day	Wisconsin	United States
2007	25.0%	33.8%
2009	23.1%	29.2%
2011	23.1%	27.8%
2013	19.6%	27.0%

Centers for Disease Control and Prevention, Nutrition, Physical Activity and Obesity: Data, Trends and Maps, <http://www.cdc.gov/obesity/data/databases.html>; data accessed September 8th, 2015

**Prevalence of Binge Drinking by County**

2010 Metro Adult Health Survey & SHAPE Survey

	Dakota County (MN)		Hennepin County (MN)		Ramsey County (MN)		Scott County (MN)		Washington County (MN)		Minnesota	
	Male	Female	Male	Female	Male	Female	Male	Female	Male	Female	Male	Female
2012	30.0%	18.0%	29.0%	17.0%	28.0%	16.0%	32.0%	18.0%	30.0%	17.0%	29.0%	16.0%

Source Definition: Males having five or more drinks on one occasion, females having four or more drinks on one occasion

Source: Minnesota Department of Health, Metro Adult Health Survey Data Book 2010, <https://sites.google.com/site/publichealthdata/Home/metro-adult-health-survey>, data accessed August 28, 2015

**Minnesota Prevalence of Binge Drinking**

Centers for Disease Control and Prevention, 2012

	Minnesota
2012	29.0%

Source Definition: Males having five or more drinks on one occasion, females having four or more drinks on one occasion

Source: Centers for Disease Control and Prevention, BRFSS Chronic Health Indicators, <https://chronicdata.cdc.gov/browse?q=county&sortBy=relevance&utf8=%E2%9C%93>; data accessed September 2, 2015

**National Prevalence of Binge Drinking**

Institute for Health Metrics and Evaluation, 2012

	United States	
	Male	Female
2012	24.5%	12.4%

Source Definition: Males having five or more drinks on one occasion, females having four or more drinks on one occasion

Source: Institute for Health Metrics and Evaluation, US County Profiles, <http://www.healthdata.org/us-county-profiles>; data accessed September 2, 2015

**Do you live with anyone who drinks too much alcohol?**

2013 Minnesota Student Survey, 9th Grade, 2013

Location	Yes		No	
	Male	Female	Male	Female
Dakota County	9.0%	11.0%	91.0%	89.0%
Hennepin County	8.0%	10.0%	92.0%	90.0%
Ramsey County	11.0%	12.0%	89.0%	88.0%
Scott County	9.0%	14.0%	91.0%	86.0%
Washington County	9.0%	11.0%	91.0%	89.0%
<b>Minnesota</b>	<b>10.0%</b>	<b>12.0%</b>	<b>90.0%</b>	<b>88.0%</b>

Source: Minnesota Center for Health Statistics, Minnesota Student Survey 2013, [www.health.state.mn.us/divs/chs/mss/](http://www.health.state.mn.us/divs/chs/mss/); data accessed June 10, 2015

**% of Current Smokers**

Minnesota Adult Tobacco Survey, 2010

	Minnesota	
	Male	Female
2010	17.7%	14.5%

Source Definition: Proportion of the population who currently smokes everyday.

Source: Minnesota Adult Tobacco Survey, 2010 Update, <http://www.health.state.mn.us/divs/chs/tobacco/mats2010finalreport.pdf>; data accessed September 2, 2015

**Current Smoker Rates**

**2010 Metro Adult Health Survey**

	Dakota County (MN)		Ramsey County (MN)		Scott County (MN)		Washington County (MN)	
	Male	Female	Male	Female	Male	Female	Male	Female
2012	18.7%	27.0%	17.8%	26.1%	12.4%	24.1%	21.4%	24.5%

Source Definition: Among those who have smoked at least 100 cigarettes in their entire lives: do you now smoke cigarettes everyday, some days, or not at all?

Source Definition: Current Smoking Status

Source: Minnesota Department of Health, Metro Adult Health Survey Data Book 2010, <https://sites.google.com/site/publichealthdata/Home/metro-adult-health-survey>, data accessed August 28, 2015

**Use of Any Tobacco Products During the Past 30 Days**

**2013 Minnesota Student Survey, 11th Grade, 2013**

Location	Yes		No	
	Male	Female	Male	Female
Dakota County	21.0%	11.0%	79.0%	89.0%
Hennepin County	21.0%	9.0%	79.0%	91.0%
Ramsey County	18.0%	11.0%	82.0%	89.0%
Scott County	25.0%	11.0%	75.0%	89.0%
Washington County	29.0%	14.0%	71.0%	86.0%

Source: Minnesota Center for Health Statistics, Minnesota Student Survey 2013, [www.health.state.mn.us/divs/chs/mss/](http://www.health.state.mn.us/divs/chs/mss/); data accessed August 28, 2015

**% of 11th Grade Students Who Believe that Most Students in their School Use Tobacco (cigarettes, chew) Daily**

**2013 Minnesota Student Survey, 11th Grade, 2013**

Location	Daily	
	Male	Female
Dakota County	25.0%	29.0%
Hennepin County	20.0%	23.0%
Ramsey County	30.0%	32.0%
Scott County	26.0%	33.0%
Washington County	33.0%	32.0%

Source: Minnesota Center for Health Statistics, Minnesota Student Survey 2013, [www.health.state.mn.us/divs/chs/mss/](http://www.health.state.mn.us/divs/chs/mss/); data accessed August 28, 2015

**During the last 30 days, how often have other students harassed or bullied you for any of the following reasons? - Your weight or physical appearance**

**2013 Minnesota Student Survey, 9th Grade, 2013**

Location	Never		Once or Twice		About Once a Week		Several Times a Week		Every Day	
	Male	Female	Male	Female	Male	Female	Male	Female	Male	Female
Dakota County	82.0%	76.0%	11.0%	16.0%	3.0%	4.0%	2.0%	2.0%	2.0%	2.0%
Hennepin County	83.0%	77.0%	11.0%	15.0%	3.0%	3.0%	2.0%	2.0%	2.0%	2.0%
Ramsey County	82.0%	76.0%	12.0%	16.0%	3.0%	3.0%	2.0%	2.0%	2.0%	2.0%
Scott County	82.0%	76.0%	10.0%	17.0%	3.0%	4.0%	3.0%	2.0%	2.0%	1.0%
Washington County	83.0%	75.0%	11.0%	17.0%	3.0%	4.0%	2.0%	2.0%	1.0%	2.0%
Minnesota	81.0%	74.0%	12.0%	18.0%	3.0%	4.0%	2.0%	2.0%	2.0%	2.0%

Source: Minnesota Center for Health Statistics, Minnesota Student Survey 2013, [www.health.state.mn.us/divs/chs/mss/](http://www.health.state.mn.us/divs/chs/mss/); data accessed June 10, 2015

**Current Smokers in St. Croix County (WI)**

**Institute for Health Metrics and Evaluation, 2010**

	St. Croix County	Wisconsin
2010	21.0%	21.0%

Source Definition: Proportion of the population who currently smokes everyday

Source: Institute for Health Metrics and Evaluation, US County Profiles, <http://www.healthdata.org/us-county-profiles>; data accessed September 2, 2015

**National Average of Smoking Prevalence**

**Centers for Disease Control and Prevention, 2012**

	United States		
	Male	Female	Both
2012	22.2%	17.9%	20.0%

Source Definition: Males having five or more drinks on one occasion, females having four or more drinks on one occasion

Source: Centers for Disease Control and Prevention, BRFSS Chronic Health Indicators, <https://chronicdata.cdc.gov/browse?q=county&sortBy=relevance&utf8=%E2%9C%93>; data accessed September 2, 2015

**Health Insurance Access: Uninsured Trends (<65 years of age)**

**University of Minnesota State Health Access Data Assistance Center, 2009 - 2013**

% of Population Under Age 65 Without Health Insurance	Minnesota	Wisconsin	United States
2009	10.2%	10.5%	17.2%
2010	10.1%	10.9%	17.6%
2011	9.9%	10.6%	17.2%
2012	9.4%	10.6%	16.8%
2013	9.5%	10.4%	16.6%

Source: University of Minnesota, State Health Access Data Assistance Center, <http://datacenter.shadac.org/map/236/coverage-type-total#1/3/458>; data accessed September 1, 2015

**Selected Minnesota Natality Statistics (Minnesota)**

2013

State/County	Number of Births	Fertility Rate	Birth Rate	Number of Deaths	Death Rate	Natural Rate of Increase
Dakota County	5,148	64.4	12.6	2,320	5.7	6.9
Hennepin County	16,584	65.2	13.8	8,130	6.8	7.1
Ramsey County	7,833	69.3	14.9	3,981	7.6	7.3
Scott County	1,880	67.1	13.7	566	4.1	9.6
Washington County	2,857	62.1	11.6	1,471	6.0	5.6
<b>Minnesota</b>	<b>69,183</b>	<b>65.9</b>	<b>12.8</b>	<b>40,981</b>	<b>7.6</b>	<b>5.2</b>

Source: Minnesota Department of Health, Center for Health Statistics and the US Census, www.health.state.mn.us/divs/chs/countytables/; data accessed June 1, 2015

Fertility Rate: The number of live births per 1,000 women in the population of age 15 - 44 years.

Birth Rate: The number of live births per 1,000 population.

Death Rate: The number of deaths per 1,000 population.

Natural Rate of Increase: The difference in the birth rate and death rate.

**Prematurity and Low Birth Weight of Singleton Births in Minnesota**

By State and County, 2013

State/County	Number Preterm Births	Percent Preterm Births	Number Low Birth Weight	Percent Low Birth Weight	Percent Very Low Birth Weight 2011-2013	Percent Small for Gestational Age
Dakota County	428	8.9%	219	4.4%	1.3	4.0
Hennepin County	1,269	8.2%	864	5.5%	1.2	4.7
Ramsey County	607	8.6%	417	5.5%	1.3	5.2
Scott County	138	7.9%	64	3.6%	1.0	2.8
Washington County	204	7.8%	135	4.9%	0.6	3.6
<b>Minnesota</b>	<b>5,156</b>	<b>8.1%</b>	<b>3147</b>	<b>4.7%</b>	<b>1.1</b>	<b>4.0</b>

Source: Minnesota Department of Health, Center for Health Statistics and the US Census, www.health.state.mn.us/divs/chs/countytables/; data accessed June 1, 2015

Preterm Births: Live births of babies who are less than 37 weeks gestation at birth.

Low Birth Weight Births: Live births who are less than 2500 grams at birth.

Very Low Birth Weight Births: Live births who are born weighing less than 1500 grams.

**Prenatal Care (Minnesota)**

By State and County, 2013

State/County	Percent of Prenatal Care Received in 1st Trimester	Percent Adequacy of Prenatal Care, GINDEX		
		Adequate or Better	Intermediate	Inadequate or None
Dakota County	84.2%	81.4%	15.4%	3.2%
Hennepin County	81.2%	77.1%	18.3%	4.6%
Ramsey County	74.8%	68.9%	24.8%	6.3%
Scott County	84.0%	80.3%	16.8%	2.9%
Washington County	87.9%	82.1%	15.5%	2.4%
<b>Minnesota</b>	<b>83.0%</b>	<b>77.8%</b>	<b>18.2%</b>	<b>4.0%</b>

Source: Minnesota Department of Health, Center for Health Statistics and the US Census, www.health.state.mn.us/divs/chs/countytables/; data accessed June 1, 2015

GINDEX: A prenatal care index determined by combining measures of the month or trimester prenatal care began, the number of prenatal visits, and the gestational age of the infant/fetus at the time of birth. The GINDEX includes gestational age over 36 weeks, and number of prenatal visits greater than nine to impute adequacy of prenatal care.

Adequate or Better: Prenatal care started in the 1st trimester and the woman had an adequate number of visits.

Intermediate: Prenatal care started in the 1st or 2nd trimester and the woman had an intermediate range of visits.

Inadequate or None: No prenatal care or the prenatal care started in the 3rd trimester or the woman had an inadequate range of visits, regardless of when prenatal care began.

**Teen Birth and Pregnancy Rates (Minnesota)**

By State and County, 2011-2013

State/County	Teen Birth Rates (TBR)			Teen Pregnancy Rates (TPR)		
	TBR 15-17 Years	TBR 18-19 Years	TBR 15-19 Years	TPR 15-17 Years	TPR 18-19 Years	TPR 15-19 Years
Dakota County	4.8	27.7	12.5	7.8	40.0	18.7
Hennepin County	9.3	32.7	18.9	14.4	50.6	29.2
Ramsey County	14.5	42.0	27.3	19.9	59.1	38.1
Scott County	4.5	23.2	10.6	6.6	35.9	16.1
Washington County	4.1	17.7	8.6	6.7	27.3	13.6
<b>Minnesota</b>	<b>8.2</b>	<b>32.6</b>	<b>18.2</b>	<b>11.3</b>	<b>43.3</b>	<b>24.4</b>

Source: Minnesota Department of Health, Center for Health Statistics and the US Census, www.health.state.mn.us/divs/chs/countytables/; data accessed June 1, 2015

Teen Birth Rate: The number of live births to a specific age group per 1,000 female population of the specific age group.

Teen Pregnancy Rate: The number of pregnancies to a specific age group per 1,000 female population of the specific age group.

**Socio-Demographic Factors Related to Birth Outcomes (Minnesota)  
By State and County, 2013**

State/County	Percent - Births to Unmarried Mothers	Percent - No Father on Birth Certificate	Percent - Mothers Smoked during Pregnancy
Dakota County	27.7	12.0	6.9
Hennepin County	32.2	13.8	5.3
Ramsey County	43.4	15.5	7.6
Scott County	19.1	7.2	5.9
Washington County	24.1	7.9	6.8
<b>Minnesota</b>	<b>32.9</b>	<b>12.2</b>	<b>10.6</b>

Source: Minnesota Department of Health, Center for Health Statistics and the US Census, www.health.state.mn.us/divs/chs/countytables/; data accessed June 1, 2015

**Minnesota Natality Trend Data  
Minnesota Department of Health Services, 2008 - 2012**

Location	DAKOTA COUNTY				
	Birth Rates	% Low Birth Weight Births	% Preterm Births	% Received Adequate or Better Prenatal Care	% Smoked During Pregnancy
2009	14.2	4.3%	7.5%	79.3%	6.1%
2010	13.8	4.8%	7.2%	81.2%	6.7%
2011	13	4.4%	7.0%	80.7%	6.4%
2012	12.7	3.7%	7.6%	80.4%	8.7%
2013	13	4.8%	7.8%	80.2%	7.6%
<b>HENNEPIN COUNTY</b>					
2009	14.5	5.5%	8.0%	78.4%	4.9%
2010	14.1	5.3%	7.9%	79.8%	4.9%
2011	13.8	5.4%	8.2%	81.4%	5.1%
2012	13.6	4.5%	8.3%	79.5%	8.6%
2013	13.8	5.4%	8.6%	78.7%	7.3%
<b>RAMSEY COUNTY</b>					
2009	15.5	5.7%	8.3%	78.8%	9.3%
2010	15	5.4%	8.0%	71.2%	9.1%
2011	14.3	5.8%	8.9%	69.2%	9.6%
2012	14.7	4.7%	8.6%	69.1%	11.8%
2013	14.9	5.8%	8.7%	68.3%	10.0%
<b>SCOTT COUNTY</b>					
2009	16	4.3%	7.5%	77.1%	5.6%
2010	14.9	4.2%	7.5%	74.3%	5.2%
2011	14.8	3.7%	7.0%	74.6%	4.1%
2012	14.3	3.8%	6.7%	73.4%	7.5%
2013	14.8	4.1%	6.8%	83.7%	7.2%
<b>WASHINGTON COUNTY</b>					
2009	12.6	4.2%	7.9%	89.6%	6.2%
2010	12	4.4%	7.2%	85.1%	7.8%
2011	12	4.6%	8.0%	86.7%	7.4%
2012	11.7	2.9%	6.9%	84.3%	10.4%
2013	11.4	3.7%	6.9%	82.9%	8.3%
<b>MINNESOTA</b>					
2009	13.9	4.7%	7.9%	80.4%	10.0%
2010	13.4	4.8%	7.8%	79.4%	9.9%
2011	12.9	4.8%	8.1%	80.0%	10.0%
2012	12.8	4.7%	7.9%	78.3%	14.2%
2013	12.8	5.0%	8.4%	78.2%	12.0%

Source: Minnesota Department of Health, Center for Health Statistics, www.health.state.mn.us/divs/chs/countytables/; data accessed August 20, 2015

**Minnesota Teen Natality Trend Data**

Minnesota Department of Health Services, 2005 - 2007; 2008 - 2010; 2011- 2013

Location	DAKOTA COUNTY	
	Teen Pregnancy Rates	Teen Birth Rates
2005 - 2007	30.7	20.2
2008 - 2010	26.1	17.5
2011 - 2013	18.7	12.5
HENNEPIN COUNTY		
2005 - 2007	49.2	31.3
2008 - 2010	41.5	26.9
2011 - 2013	32.4	18.9
RAMSEY COUNTY		
2005 - 2007	55.2	38.8
2008 - 2010	49	35.5
2011 - 2013	38.1	27.3
SCOTT COUNTY		
2005 - 2007	29.2	18.8
2008 - 2010	22.8	15.8
2011 - 2013	16.1	10.6
WASHINGTON COUNTY		
2005 - 2007	26.1	15.9
2008 - 2010	20.4	12.8
2011 - 2013	13.6	8.6
MINNESOTA		
2005 - 2007	37.9	27.5
2008 - 2010	33.2	24.6
2011 - 2013	24.4	18.2

Source: Minnesota Department of Health, Center for Health Statistics, [www.health.state.mn.us/divs/chs/countytables/](http://www.health.state.mn.us/divs/chs/countytables/); data accessed August 20, 2015

**Births to Mothers Who Received First-Trimester Prenatal Care - 2013 (Wisconsin)**

Location	Number of Births With First-Trimester Prenatal Care	Total Number of Births	Percent of Births With First-Trimester Prenatal Care	95% Confidence Interval
St. Croix County	824	1,031	79.9%	77.3 - 82.3
Wisconsin	50,309	66,566	75.6%	75.2 - 75.9

Source: Wisconsin Dept. of Health Services, Division of Public Health, Office of Health Informatics. Wisconsin Interactive Statistics on Health (WISH) data query system, <http://dhs.wisconsin.gov/wish/>, Prenatal Care Module, accessed 9/2/2015

**Low Birthweight (less than 2,500 grams) - 2013 (Wisconsin)**

Location	Number of Low Birthweight Births	Total Number of Births	Percent Low Birthweight	95% Confidence Interval
St. Croix County	57	1,031	5.5%	4.3 - 7.2
Wisconsin	4,665	66,566	7.0%	6.8 - 7.2

Source: Wisconsin Dept. of Health Services, Division of Public Health, Office of Health Informatics. Wisconsin Interactive Statistics on Health (WISH) data query system, <http://dhs.wisconsin.gov/wish/>, Low Birthweight Module, accessed 9/2/2015

**Very Low Birthweight (less than 1,500 grams) - 2013 (Wisconsin)**

Location	Number of Very Low Birthweight Births	Total Number of Births	Percent Very Low Birthweight	95% Confidence Interval
St. Croix County	16	1,031	1.6%	0.9 - 2.6
Wisconsin	854	66,566	1.3%	1.2 - 1.4

Source: Wisconsin Dept. of Health Services, Division of Public Health, Office of Health Informatics. Wisconsin Interactive Statistics on Health (WISH) data query system, <http://dhs.wisconsin.gov/wish/>, Low Birthweight Module, accessed 9/2/2015

**Birth Rate (Births per 1,000 Population) - 2013 (Wisconsin)**

Location	Number of Births	Total Population	Birth Rate	95% Confidence Interval
St. Croix County	1,031	85,645	12.0	11.3 - 12.8
Wisconsin	66,566	5,730,937	11.6	11.5 - 11.7

Source: Wisconsin Dept. of Health Services, Division of Public Health, Office of Health Informatics. Wisconsin Interactive Statistics on Health (WISH) data query system, <http://dhs.wisconsin.gov/wish/>, Fertility Module, accessed 9/2/2015

**Teen Birth Rate (Births per 1,000 Females Ages 15-19) - 2011-2013 (Wisconsin)**

Location	Number of Births to Females Age <20	Number of Females Ages 15-19	Teen Birth Rate	95% Confidence Interval
St. Croix County	88	8,095	10.9	8.6 - 13.1
Wisconsin	12,483	571,352	21.8	21.5 - 22.2

Source: Wisconsin Dept. of Health Services, Division of Public Health, Office of Health Informatics. Wisconsin Interactive Statistics on Health (WISH) data query system, <http://dhs.wisconsin.gov/wish/>, Teen Births - Teen Birth Rates Module, accessed 9/2/2015

## Wisconsin Natality Trend Data

Wisconsin Department of Health Services, 2008 - 2013

Location	St. Croix County				Wisconsin			
	Birth Rates	Teen Birth Rate	% Births Prenatal Care	% Low Birthweight	Birth Rates	Teen Birth Rate	% Births Prenatal Care	% Low Birthweight
2009	14	10	86.7%	5.4%	13	30	83.4%	7.1%
2010	13	16	86.8%	6.1%	12	27	84.2%	7.0%
2011	13	11	81.9%	6.9%	12	24	75.6%	7.2%
2012	12	13	81.3%	5.2%	12	22	76.5%	7.2%
2013	12	9	79.9%	5.5%	12	20	75.6%	7.0%

Source: Wisconsin Dept. of Health Services, Division of Public Health, Office of Health Informatics. Wisconsin Interactive Statistics on Health (WISH) data query system, <http://dhs.wisconsin.gov/wish/>, Prenatal Care Module, accessed 9/2/2015

Source: Wisconsin Dept. of Health Services, Division of Public Health, Office of Health Informatics. Wisconsin Interactive Statistics on Health (WISH) data query system, <http://dhs.wisconsin.gov/wish/>, Low Birthweight Module, accessed 9/2/2015 (note: defined as less than 2,500 grams)

Source: Wisconsin Dept. of Health Services, Division of Public Health, Office of Health Informatics. Wisconsin Interactive Statistics on Health (WISH) data query system, <http://dhs.wisconsin.gov/wish/>, Fertility Module, accessed 9/2/2015

Source: Wisconsin Dept. of Health Services, Division of Public Health, Office of Health Informatics. Wisconsin Interactive Statistics on Health (WISH) data query system, <http://dhs.wisconsin.gov/wish/>, Teen Births - Teen Birth Rates Module, accessed 9/2/2015

## Percent of 2 Year Olds (24 Months) Who were Immunized by State

National KIDS COUNT, 2009 - 2013

% 24 Month Olds Immunized	Minnesota	Wisconsin	United States
2009	45.5%	43.4%	48.3%
2010	53.9%	70.4%	59.2%
2011	73.4%	72.8%	71.0%
2012	67.2%	77.2%	71.9%
2013	76.7%	75.9%	74.0%

Source: Kids Count Data Center, 2 Year Olds Who Were Immunized 2009 - 2013, <http://datacenter.kidscount.org/data/Tables/8001-2-year-olds-who-were-immunized?loc=1&loc=2#detailed/2/2-52/false/36,868,867,133,38/any/15387>; data accessed September 3, 2015

Definitions: 4:3:1:3:3:1 immunization coverage. Depending on the brand of vaccine used, a child would either get 3 doses of Hib plus a booster, or 2 doses of Hib plus a booster; at the state-level, the CDC no longer reports Hib simply as 3 or more doses but instead specifies that the "full series" was received. Between December 2007 and September 2009 there was a shortage of the Hib vaccination which led to a temporary suspension of the booster shot for most children in the U.S. This explains the dip in full-coverage in 2009 and 2010, which rebounded by 2011.

## Chlamydia, Number of Cases and Rates (per 100,000 persons) (Minnesota)

Data by County of Residence, 2014

Location	Cases	Rate
Dakota County	1,138	286
Hennepin County	6,426	558
Ramsey County	2,847	560
Scott County	298	229
Washington County	574	241
<b>Minnesota</b>	<b>19,897</b>	<b>375</b>

## Gonorrhea, Number of Cases and Rates (per 100,000 persons) (Minnesota)

Data by County of Residence, 2014

Location	Cases	Rate
Dakota County	168	42
Hennepin County	1,997	173
Ramsey County	777	153
Scott County	42	32
Washington County	66	26
<b>Minnesota</b>	<b>4,073</b>	<b>77</b>

Source: Minnesota Department of Health, STD Surveillance Statistics, Minnesota, Annual Summary of Reportable STDs in Minnesota - 2014, [www.health.state.mn.us/divs/idepc/dtopics/stds/stats/index.html](http://www.health.state.mn.us/divs/idepc/dtopics/stds/stats/index.html); data accessed June 10, 2015

Notes: Data exclude cases diagnosed in federal or private correctional facilities. U.S. Census 2010 data is used to calculate rates. County data missing for 988 chlamydia cases and 151 gonorrhea cases.

## Wisconsin Communicable Disease Trends

Wisconsin Department of Health Services, 2008 - 2013

Location	St. Croix County		Wisconsin	
	Chlamydia	Gonorrhea	Chlamydia	Gonorrhea
2008	98	9	368	107
2009	88	5	370	92
2010	119	10	407	90
2011	104	11	426	84
2012	121	7	411	83
2013	167	12	412	81

Source: Wisconsin Department of Health Services, Sexually Transmitted Diseases (STDs) - Wisconsin County 2012 Profiles, <https://www.dhs.wisconsin.gov/std/2012datamap.htm>; data accessed September 2, 2015

Source: Wisconsin Department of Health Services, Wisconsin County 2013 Profiles - Summary Data, <https://www.dhs.wisconsin.gov/std/2013datamap.htm>; data accessed September 1, 2015

## Do you have any long-term mental health, behavioral or emotional problems? Long-term means lasting 6 months or more.

2013 Minnesota Student Survey, 9th Grade, 2013

Location	Yes		No	
	Male	Female	Male	Female
Dakota County	9%	17%	91%	83%
Hennepin County	11%	15%	89%	85%
Ramsey County	10%	15%	90%	85%
Scott County	13%	15%	87%	85%
Washington County	15%	17%	85%	83%
Minnesota	14%	17%	86%	83%

Source: Minnesota Center for Health Statistics, Minnesota Student Survey 2013, [www.health.state.mn.us/divs/chs/mss/](http://www.health.state.mn.us/divs/chs/mss/); data accessed June 10, 2015

**Rate of psychiatric hospital admissions per 1,000 residents age 14+**  
Twin Cities 7-county region and Minnesota, 2000-2012

Category	2000	2001	2002	2003	2004	2005	2006	2007	2008	2009	2010	2011	2012
<b>Twin Cities</b>													
Rate of psy	7.3	7.8	8	8	8.3	8.1	8	7.8	8.3	8.5	8.6	8.4	8.6
Number of	15,345	16,532	17,109	17,410	18,129	17,813	17,819	17,588	18,767	19,580	19,950	19,703	20,482
Total popu	2,104,897	2,132,878	2,150,435	2,166,568	2,183,662	2,200,362	2,223,234	2,247,210	2,270,245	2,293,709	2,312,877	2,341,808	2,370,893
<b>Minnesota</b>													
Rate of psy	6.1	6.7	7	7.1	7.4	7.4	7.5	7.3	7.7	8	7.9	7.7	7.9
Number of	24,254	26,948	28,241	29,009	30,477	30,700	31,206	30,794	32,703	34,132	33,947	33,464	34,598
Total popu	3,947,736	3,996,151	4,036,775	4,075,348	4,112,822	4,147,030	4,188,549	4,226,608	4,261,567	4,291,289	4,318,605	4,355,333	4,387,465

Source: MN Compass, Minnesota Hospital Association, Center for Disease Control National Center for Health Statistics, www.mncompass.org/health/mental-health-admissions#7-4471-d; data accessed June 12, 2015

Notes: Psychiatric hospital admissions includes all instances in which the primary diagnosis/reason for treatment is mental illness.

Admissions refers to the number of admittances and not individual patients. It is possible that some individuals were admitted for psychiatric illness more than once within a given year.

Counties refer to the home address of the patient, not the location of the hospital where the patient was admitted.

Chemical dependency, which can also affect a person's mental state, is tracked separately.

The Twin Cities includes the following counties: Anoka, Carver, Dakota, Hennepin, Ramsey, Scott and Washington

**Rate of Psychiatric Hospital Admissions per 1,000 Residents Age 14+**

Rank of counties, Minnesota, 2012

Rank	Counties (1=best)	2012
1	Hubbard	2.2
2	Houston	2.3
3	Lake of the Woods	2.9
4	Becker	3.1
5	Morrison	3.2
6	Clearwater	3.3
7	Norman	3.3
8	Benton	3.4
9	Pope	3.4
10	Todd	3.4
11	Kittson	3.7
12	Le Sueur	3.7
13	Clay	3.8
14	Douglas	3.8
15	Otter Tail	3.8
16	Sibley	3.8
17	Swift	4.0
18	Jackson	4.1
19	Watonwan	4.2
20	Cook	4.4
21	Polk	4.5
22	Carver	4.7
23	Chippewa	4.7

Rank	Counties (1=best)	2012
24	Stevens	4.7
25	Big Stone	4.8
26	Cass	4.9
27	Marshall	4.9
28	Yellow Medicine	4.9
29	Wilkin	5.0
30	Beltrami	5.2
31	Fillmore	5.2
32	Nicollet	5.2
33	Murray	5.3
34	Stearns	5.4
35	Aitkin	5.5
36	Scott	5.5
37	Martin	5.6
38	Freeborn	5.7
39	Itasca	5.7
40	Lac qui Parle	5.7
41	Meeker	5.7
42	Wright	5.7
43	Wadena	5.8
44	Crow Wing	5.9
45	Roseau	6.0
46	Goodhue	6.1

Rank	Counties (1=best)	2012
47	Waseca	6.1
48	Blue Earth	6.3
49	Grant	6.3
50	Washington	6.3
51	Cottonwood	6.6
52	Kandiyohi	6.7
53	Mahnomen	6.7
54	Rice	6.8
55	Wabasha	7.0
56	Faribault	7.1
57	Pipestone	7.1
58	Renville	7.1
59	Koochiching	7.2
60	Winona	7.3
61	Dakota	7.4
62	Rock	7.4
63	Sherburne	7.4
64	Red Lake	7.6
65	Chisago	7.7
66	Lincoln	7.7
67	Carlton	7.8
68	Nobles	7.8
69	Lake	8.1

Rank	Counties (1=best)	2012
70	Dodge	8.2
71	Traverse	8.2
72	Brown	8.4
73	McLeod	8.8
74	Redwood	8.8
75	Hennepin	8.9
76	Anoka	9.1
77	Pine	9.1
78	Mower	9.3
79	Isanti	9.6
80	Kanabec	9.7
81	Mille Lacs	10.0
82	Olmsted	10.0
83	Steele	10.3
84	Lyon	10.4
85	Ramsey	11.2
86	Pennington	11.5
87	St. Louis	13.9

Source: MN Compass, Minnesota Hospital Association, Center for Disease Control National Center for Health Statistics, www.mncompass.org/health/mental-health-admissions#7-4471-d; data accessed June 12, 2015

Notes: Psychiatric hospital admissions includes all instances in which the primary diagnosis/reason for treatment is mental illness.

Admissions refers to the number of admittances and not individual patients. It is possible that some individuals were admitted for psychiatric illness more than once within a given year.

Counties refer to the home address of the patient, not the location of the hospital where the patient was admitted.

Chemical dependency, which can also affect a person's mental state, is tracked separately.

**Residents under age 65 without health insurance**

Rank of counties, Minnesota, 2013

Rank	Counties (1=lowest)	2013
1	Carver	6.3%
<b>2</b>	<b>Washington</b>	<b>6.3%</b>
3	Sherburne	7.1%
4	Nicollet	7.2%
5	Steele	7.4%
6	Wright	7.4%
7	Dodge	7.6%
<b>8</b>	<b>Dakota</b>	<b>7.7%</b>
<b>9</b>	<b>Scott</b>	<b>7.7%</b>
10	Douglas	7.8%
11	McLeod	7.9%
12	Olmsted	7.9%
13	Pennington	7.9%
14	Chisago	8.0%
15	Brown	8.3%
16	Wilkin	8.4%
17	Jackson	8.5%
18	Wabasha	8.5%
19	Clay	8.7%
20	Houston	8.7%
21	Anoka	8.8%
22	Goodhue	8.8%
23	Isanti	8.8%

Rank	Counties (1=lowest)	2013
24	Kittson	8.8%
25	Swift	8.8%
26	Lake	8.9%
27	Le Sueur	8.9%
28	Waseca	8.9%
29	Lac qui Parle	9.1%
30	Stearns	9.1%
31	Benton	9.3%
32	Martin	9.3%
33	Pope	9.3%
34	Roseau	9.3%
35	Blue Earth	9.4%
36	Stevens	9.4%
37	St. Louis	9.5%
38	Lyon	9.6%
39	Murray	9.6%
40	Rock	9.6%
41	Meeker	9.7%
42	Otter Tail	9.7%
43	Winona	9.8%
44	Cottonwood	9.9%
45	Grant	9.9%
46	Carlton	10.0%

Rank	Counties (1=lowest)	2013
47	Polk	10.0%
48	Yellow Medicine	10.0%
49	Crow Wing	10.1%
50	Rice	10.1%
<b>51</b>	<b>Hennepin</b>	<b>10.2%</b>
52	Renville	10.2%
53	Big Stone	10.3%
54	Faribault	10.3%
55	Kandiyohi	10.3%
56	Lincoln	10.4%
57	Marshall	10.5%
58	Norman	10.5%
59	Chippewa	10.6%
60	Kanabec	10.6%
61	Morrison	10.7%
62	Freeborn	10.9%
63	Redwood	11.0%
64	Sibley	11.1%
65	Wadena	11.1%
66	Itasca	11.3%
67	Fillmore	11.4%
68	Mille Lacs	11.4%
69	Pipestone	11.4%

Rank	Counties (1=lowest)	2013
70	Red Lake	11.5%
71	Becker	11.8%
<b>72</b>	<b>Ramsey</b>	<b>11.8%</b>
73	Koochiching	12.0%
74	Traverse	12.0%
75	Lake of the Woods	12.1%
76	Hubbard	12.3%
77	Pine	12.3%
78	Aitkin	12.6%
79	Mower	12.7%
80	Clearwater	13.0%
81	Cass	13.7%
82	Cook	13.9%
83	Mahnomen	14.2%
84	Todd	14.2%
85	Beltrami	14.3%
86	Watonwan	15.3%
87	Nobles	15.9%

Notes:

The SAHIE program models health insurance coverage by combining survey data with population estimates and administrative records. The estimates are based on data from the following sources: the Annual Social and Economic Supplement (ASEC) of the Current Population Survey (CPS); demographic population estimates; aggregated federal tax returns; participation records for the Supplemental Nutrition Assistance Program (SNAP), formerly known as the Food Stamp program; County Business Patterns; Medicaid and Children's Health Insurance Program (CHIP) participation records; and Census 2000.

In November 2012, the U.S. Census Bureau revised and re-released the 2009 health insurance figures due to a processing error present in the October 2011 release. The data above reflect those revisions, and so may differ from the 2009 figures previously presented on Compass. For more information see <http://www.census.gov/did/www/sahie/about/faq.html#13>.

Sources:

U.S. Census Bureau, Small Area Health Insurance Estimates (SAHIE) program.  
<http://www.census.gov/did/www/sahie/>  
 Data downloaded from <http://www.mncompass.org> on 06/12/2015



# Questions or Comments?

Please visit Westfields Hospital & Clinic's website to provide feedback on the CHNA and Implementation Plan or to request a copy of the CHNA.

You can find more information by visiting the website listed below, and navigating to "Programs" under the "Health & Wellness Programs" dropdown.

[www.westfieldshospital.com](http://www.westfieldshospital.com)



# Thank you!

Community Hospital Consulting  
7800 North Dallas Parkway, Suite 200  
Plano, TX 75024  
972-943-6400  
[www.communityhospitalcorp.com](http://www.communityhospitalcorp.com)

Cindy Matthews - [cmatthews@communityhospitalcorp.com](mailto:cmatthews@communityhospitalcorp.com)

Lisette Hudson - [lhudson@communityhospitalcorp.com](mailto:lhudson@communityhospitalcorp.com)

Jessica Noel - [jnoel@communityhospitalcorp.com](mailto:jnoel@communityhospitalcorp.com)

Valerie Hayes - [vhayes@communityhospitalcorp.com](mailto:vhayes@communityhospitalcorp.com)

